






G-FITTINGS

good connections





METALLFIT

Edition 07/2011



GLASSVIT®





Creative Solutions

METALLFIT - This large range of fittings offers you multifaceted solutions for a tasteful interior design. Floor and handrail brackets for an representative bar, an elegant bottle shelf or even a door handle - you will find the compatible products for every application.

GLASSVIT - Whether displays, display cabinets, doors, partition walls or shower cubicles - the individual implementation of your ideas in glass guarantees transparency with an attractive design. The combination of functional and elegant glass fittings offers you endless possibilities for an impressive end product.

With G-FITTINGS we offer you complete system solutions for professional implementation.



Kreative Lösungen

METALLFIT - Das umfangreiche Sortiment an Rohrstecksystemen bietet Ihnen die vielfältigsten Möglichkeiten für einen geschmackvollen Innenausbau. Ob Hand- und Fußlauf für eine repräsentative Theke, ein elegantes Flaschenbord oder auch ein Türgriff - Sie werden für jeden Anwendungsbereich die passenden Produkte finden.

GLASSVIT - Ob Displays, Vitrinen, Türen, Trennwände oder Duschkabinen - die individuelle Realisierung Ihrer Ideen in Glas sorgt für Transparenz in ansprechendem Design. Die Kombination mit funktionalen und eleganten Glasbeschlägen bietet Ihnen dabei unbegrenzte Möglichkeiten für ein Endprodukt, das sich sehen lassen kann.

Mit G-FITTINGS erhalten Sie komplette Systemlösungen für eine professionelle Umsetzung.



Solutions créatives

METALLFIT - Outre la gamme étendue d'accessoires et de tubes, nous proposons également des solutions variées pour tous types d'agencement. Une main-courante et une barre repose-pied pour décorer votre comptoir, un râtelier à verres élégant, ou une poignée de porte, dans tous les cas, vous trouverez l'article correspondant à vos attentes.

GLASSVIT - Etagères, vitrines, portes, cloisons de séparation, cabines de douche seront mises en valeur grâce à un système simple et élégant de ferrures pour paroi vitrée. L'association des ferrures et du verre vous permet maintes combinaisons pour obtenir un produit fini remarquable. Transparence et design assurés!

G-FITTINGS vous fournit un système complet pour une mise en oeuvre professionnelle.



Creatieve oplossingen

METALLFIT - Het meest omvangrijke buis en koppelstukken programma biedt u grenzenlose mogelijkheden voor elk interieur. Een hand- of voetreling voor uw bar, een functioneel flessenrek of een deurgreep. Voor elke interieur toepassing het passende product.

GLASSVIT - Of het nu gaat om displays, vitrines, deuren, scheidingswanden of douchecabines - de individuele realisatie van uw ideeën in glas zorgt voor transparantie in een aantrekkelijk design. Dankzij de combinatiemogelijkheden met functionele en elegante beslagelementen hebt u daarbij tal van mogelijkheden voor de creatie van een eindproduct dat gezien mag worden.

Met G-FITTINGS kunt u beschikken over doordachte en complete systeemoplossingen om uw ideeën op professionele wijze te verwezenlijken.

The complete Antiqua Guliker range can also be found on our internet site.

Das Antiqua Guliker-Gesamtprogramm finden Sie auch auf unserer Internetseite.

Pour le programme général consulter notre site internet.

Het complete Antiqua Guliker programma vindt u ook op onze internet pagina.

www.g-fittings.com



METALLFIT 1

Custom made products
Vormontierte Produkte
Solutions pré-assemblées
Voorgemonteerde producten

page 7



METALLFIT 2

Dispensing towers
Schanksäulen
Colonnes à bière
Tapzuilen

page 37



METALLFIT 3

Design in stainless steel
Edelstahl-Design
Design en Inox
RVS design

page 97



METALLFIT 4

Design in chrome
Chrom-Design
Design en chrome
Chroom design

page 147



METALLFIT 5

Design in brass
Messing-Design
Design en laiton
Messing design

page 193



METALLFIT 6

Antique design
Antik-Design
Design aspect vieilli
Antiek design

page 239



METALLFIT 7

Copper design
Kupfer-Design
Design aspect cuivre
Roodkoper design

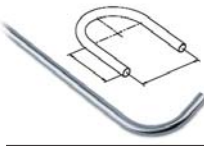
page 255



METALLFIT 8

Wrought iron design
Schmiedeeisen-Design
Design en fer forgé
Smeedijzer design

page 259



METALLFIT 9

Bending
Biegen
Cintrage
Buigen

page 265



METALLFIT 10

Accessories
Zubehör
Accessoires
Toebehoren

page 275



GLASSVIT 11

Glass mounting sets
Glasmontage-Sets
Kits de fixation de panneaux vitrés
Glasmontagesets

page 281



GLASSVIT 12

Showcase systems
Vitrinen-Systeme
Systèmes de vitrines
Vitrinesystemen

page 293



GLASSVIT 13

Display systems
Display-Systeme
Systèmes d'étagères
Displaysystemen

page 311



GLASSVIT 14

Glass clamp systems
Glasklemm-Systeme
Systèmes de pinces à verre
Glasklemsystemen

page 321



GLASSVIT 15

Partition wall systems
Trennwand-Systeme
Supports d'auvent
Scheidingswandsystemen


page 359



GLASSVIT 16

Glass door systems
Glastür-Systeme
Systèmes pour portes en verre
Glasdeursystemen

page 377



GLASSVIT 17

Aluminium profiles
Aluminium-Profile
Profilés en aluminium
Aluminiumprofilen

page 421



GLASSVIT 18

Mirror systems
Spiegel-Systeme
Systèmes de miroir
Spiegelsystemen

page 425



GLASSVIT 19

Glass and mirrors
Glas und Spiegel
Verres et miroirs
Glas en spiegels

page 431



GLASSVIT 20

Accessories
Zubehör
Accessoires
Toebehoren

page 435



Products with a System

Antiqua Guliker products are components for professional system solutions in interior finishing, as all parts can be seamlessly joined together to form a perfect overall picture.

Technical precision, many different shapes, materials and finishes - G-FITTINGS guarantee stability for a wide variety of applications. Fast and simple mounting makes these products a modern, flexible and efficient solution.

With this commodious product range we attempt to accomplish that you can conceive an idea to realize your components for interior decoration. You're gaining from our high quality products, swift delivery and competent personal.



Our Flexibility . . . Your Success!

In addition to our extensive standard range, we also have the technical possibilities for manufacturing product solutions that are tailor-made to suit your individual requirements. You can find bottle racks, door handles, sneeze guard attachments and much more in the section on „Custom made products“. Moreover, all imaginable products and individual dimensions are of course possible. Simply contact us - we will be pleased to advise you.



Produkte mit System

Antiqua Guliker-Produkte sind die Bausteine für professionelle Systemlösungen im Innenausbau. Denn alle Teile lassen sich nahtlos zu einem perfekten Gesamtbild zusammenfügen.


Präzision in der Technik, Vielfalt in Form, Materialien und Oberflächenstrukturen - G-FITTINGS garantieren Stabilität in den unterschiedlichsten Anwendungsbereichen. Schnell und einfach montiert sind die Systeme eine zeitgemäße, flexible und wirtschaftliche Lösung.

Mit diesem umfangreichen Programm wollen wir Ihnen helfen, Ihre Vorstellungen eines individuellen Innenausbau zu verwirklichen. Sie profitieren dabei von hoher Produktqualität, kurzen Lieferzeiten, kompetenter Beratung und Flexibilität in der Umsetzung.



Unsere Flexibilität . . . Ihr Erfolg!

Neben unserem umfangreichen Standardprogramm verfügen wir über die technischen Möglichkeiten, Produktlösungen auch ganz nach Ihren individuellen Wünschen zu fertigen. Flaschenborde, Türgriffe, Hustenschutz-Aufsätze und vieles mehr finden Sie im Kapitel „Vormontierte Produkte“. Darüber hinaus sind natürlich alle erdenklichen Produkte sowie individuelle Abmessungen möglich. Sprechen Sie mit uns, wir beraten Sie gern.





La décoration par éléments

Les produits Antiqua Guliker sont la solution pour l'agencement professionnel.

L'ensemble des pièces s'assemblent parfaitement.

G-FITTINGS - Technique de pointe, grand choix de formes, de matériaux, de finitions. Rapide et facile à installer.

La flexibilité de ce système permet aux monteurs de gagner du temps et de toujours trouver la solution à chaque type de montage.

Cette gamme de produits adaptés nous permet de vous aider à réaliser vos projets de décoration intérieurs. La grande qualité de nos produits, les délais de livraison rapides ainsi que la compétence de nos collaborateurs sont nos principaux atouts.



Nos différentes possibilités . . . votre succès!

Outre la gamme étendue d'accessoires et de tubes nous avons la possibilité de proposer des solutions personnalisées.

Dans le chapitre „Solutions pré-assemblées” vous trouverez : rateliers à verre, poignées de porte, pare-haleine etc..

Vous avez aussi la possibilité de créer des produits sur mesure. Consultez-nous pour tout produit spécifique, nous vous conseillerons avec plaisir.



Producten met systeem

Antiqua Guliker-producten zijn perfecte modules voor professionele systeemoplossingen in de interieurbouw. Alle componenten laten zich naadloos samenvoegen tot een perfect geheel.

Hoogwaardig in techniek, uitgebreid assortiment, materialen en oppervlaktes - G-FITTINGS garandeeren stabiliteit voor vele toepassingen.

De snelle en efficiënte montage van deze producten bieden u naast een moderne en flexibele oplossing veel tijdsbesparing.

Door middel van ons uitgebreid leveringspakket zijn wij in de mogelijkheid u van dienst te zijn om een goede voorstelling te geven van een individuele interieur. Daarbij profiteert u van onze uitstekende kwaliteit, korte levertijden en adequate ondersteuning.



Onze flexibiliteit . . . uw succes!

Naast ons omvangrijke standaardprogramma beschikken wij over de technische mogelijkheden om productoplossingen helemaal volgens uw persoonlijke wensen te vervaardigen.

Flessenrekken, deurklinken, buffetkappen en nog veel meer vindt u in het hoofdstuk „Voorgemonteerde producten”.

Daarnaast zijn uiteraard alle producten en individuele afmetingen mogelijk die u maar kunt bedenken.

Vraag ons, wij staan u graag met raad en daad terzijde.





High Quality Standards

From the product idea to its market launch, the quality aspect always has top priority. Because only products that have been completely thought through and high-quality manufacturing techniques make it possible to work efficiently when projects are implemented.

The preconditions for this are sound product processing, a good and consistent surface appearance, the compatibility of the individual parts and the possibility of rapid assembly.

For example, all products are delivered including the screws required for their assembly. In most cases these are extremely functional Torx screws.

All plug-in parts can also be quickly and easily glued. Complicated welding is no longer necessary. This saves time and costs.

Perfect Logistics

Antiqua Guliker always supplies you with the right product at the right time in the right place.

State-of-the-art software, close collaboration with UPS and our forwarding agent partners, together with around 4.000 m² of warehouse space for our approximately 1.500 stocked articles guarantee the shortest possible delivery times. All orders for individual parts received by 12 noon are dispatched on the same day. Pre-assembled parts are received after 14 days at the latest.



Qualité supérieure

De la conception à la fabrication des pièces, Antiqua Guliker exige un standard de qualité élevé.

La grande qualité des produits, la parfaite finition, permettent d'obtenir des montages parfaits.

Nous pouvons vous proposer une solution complète pour vos agencements, la plupart de nos accessoires étant compatibles et interchangeables.

Afin d'en faciliter l'assemblage, nos pièces sont livrées avec leur visserie. La plupart des vis sont des torx. Les pièces se collent et s'emboîtent facilement.

Livraison rapide

Antiqua Guliker livre les pièces en temps et en heure. Grâce à une logistique de pointe (UPS Express) et un stock important (4.000 m²) pour environ 1.500 articles nous garantissons une livraison rapide. Toutes les commandes passées avant 12h00 partent le jour même. Un délai de 14 jours est demandé pour les pré-assemblages.



Hohe Qualitätsmaßstäbe

Von der Produktidee bis zur Markteinführung steht der Qualitätsaspekt an erster Stelle. Denn nur durchdachte Produkte und hochwertige Fertigung unterstützen ein effizientes Arbeiten in der Projektumsetzung.

Voraussetzungen dafür sind solide Produktverarbeitung, gute und gleichbleibende Oberflächenoptik, Kompatibilität der Einzelteile und schnelle Montagemöglichkeit.

So werden beispielsweise alle Produkte bereits inklusive der zur Montage benötigten Schrauben geliefert. Dabei handelt es sich zum größten Teil um nunmehr äußerst funktionelle Torx-Schrauben. Alle Steckteile lassen sich darüber hinaus schnell und einfach verkleben. Aufwendige Schweißarbeiten sind nicht mehr nötig. Das spart Zeit und Kosten.



Perfekte Logistik

Antiqua Guliker liefert Ihnen stets das richtige Produkt zur richtigen Zeit am richtigen Ort. Modernste Software, die enge Zusammenarbeit mit UPS und unseren Speditionspartnern sowie rund 4.000 m² Lagerfläche für unsere ca. 1.500 Bestandsartikel garantieren kürzeste Lieferzeiten. Alle Bestellungen von Einzelteilen, die bis 12.00 Uhr eingehen, werden noch am gleichen Tag versandt. Vormontierte Teile erhalten Sie in spätestens 14 Tagen.



Strenge kwaliteitsnormen

Gedurende het gehele proces van productie tot marktpresentatie staat het kwaliteitsaspect centraal, want efficiënt werk in de omzetting van projecten is alléén mogelijk met uitgekende en hoogwaardige producten.

Voorwaarden daarvoor zijn een solide productafwerking, goede en gelijkblijvende oppervlakteoptiek, compatibiliteit van de componenten onderling en snelle montagemogelijkheden.

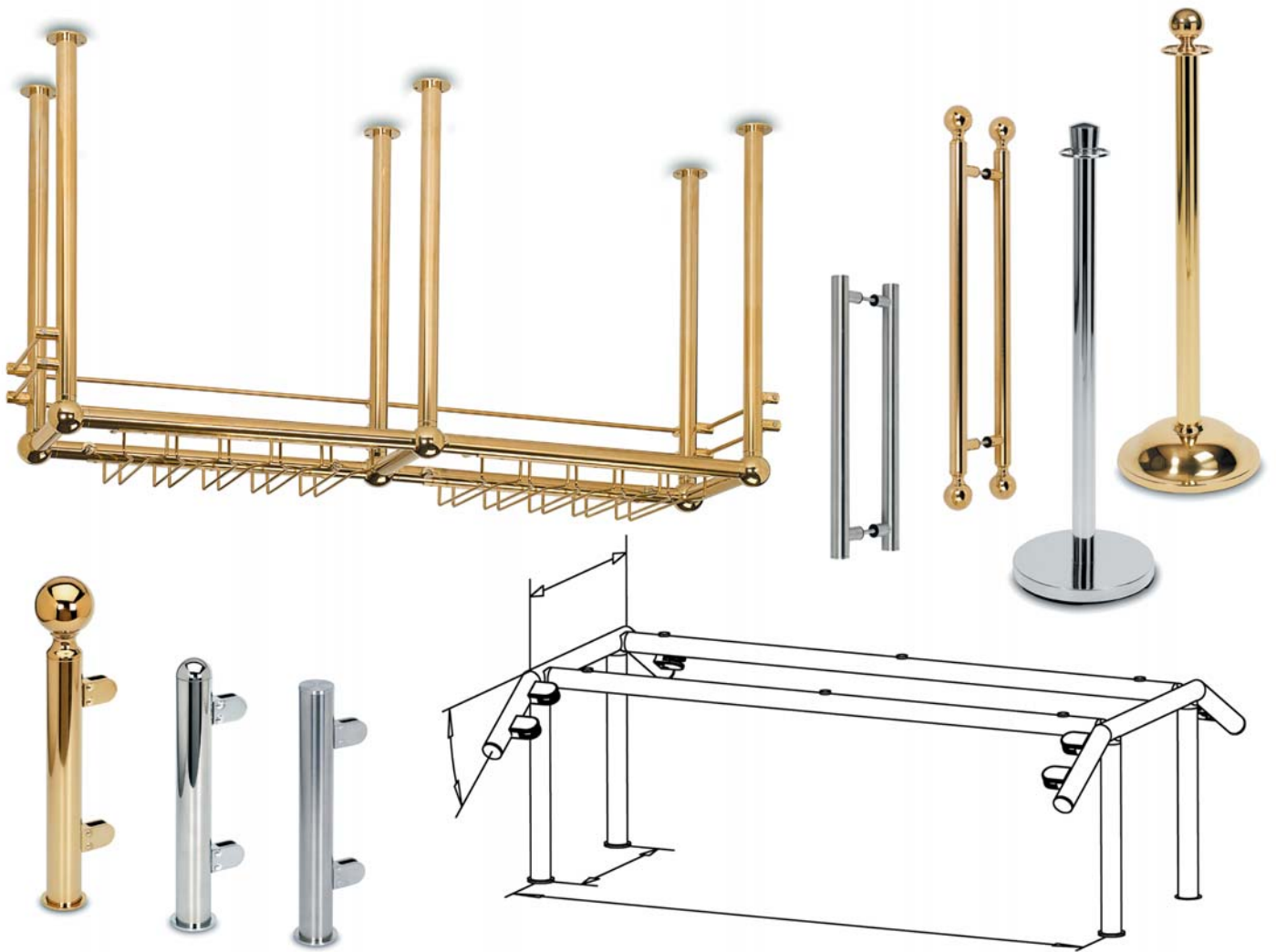
Daarvoor levert Antiqua Guliker alle producten bijvoorbeeld inclusief de schroeven die voor de montage nodig zijn. Het merendeel daarvan bestaat uit uitermate functionele torxschroeven.

Alle elementen laten zich bovendien snel en eenvoudig verlijmen. Complex laswerk behoort tot het verleden. Dit bespaart tijd en kosten.

Perfekte logistiek

Antiqua Guliker levert u steeds het juiste product op het juiste moment aan het juiste adres. Ultramoderne software, een nauwe samenwerking met UPS en onze expeditiepartners evenals ca. 4.000 m² magazijnoppervlak voor onze om en nabij 1.500 voorraadartikelen garanderen zeer korte levertijden.

Alle onderdelenbestellingen die tot uiterlijk 12.00 uur bij ons binnenkomen, worden nog op dezelfde dag verzonden. Voorgemonteerde componenten worden uiterlijk binnen 14 dagen geleverd.



Custom made products
Vormontierte Produkte
Solutions pré-assemblées
Voorgemonteerde producten

**1**

Sneeze guards
Hustenschutzmodelle
Pare-haleine
Buffetkappen

Page / Seite / Page / Pagina

10


Sneeze guard posts
Hustenschutzpfosten
Colonnes pare-haleine
Staanders

Page / Seite / Page / Pagina

13

Footrail brackets
Fußlaufstützen
Supports repose-pieds
Voetsteunen

Page / Seite / Page / Pagina

22

Dance barres
Tanzstangen
Barres de danse
Dans stangen

Page / Seite / Page / Pagina

23

Bottle shelves
Flaschenborde
Porte-bouteilles
Flessenrekken

Page / Seite / Page / Pagina

24



Door handles
Türgriffe
Poignées de porte
Deurgrepen

Page / Seite / Page / Pagina

30



Table bases
Tischfüße
Pieds de table
Tafelpoten

Page / Seite / Page / Pagina

31



Wardrobes
Garderoben
Portemanteaux
Kapstokken

Page / Seite / Page / Pagina

32



Crowd control and accessories
Absperrungen und Zubehör
Potelets et accessoires
Afzetzpalen en toebehoren


Page / Seite / Page / Pagina

34

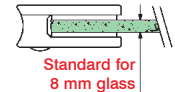
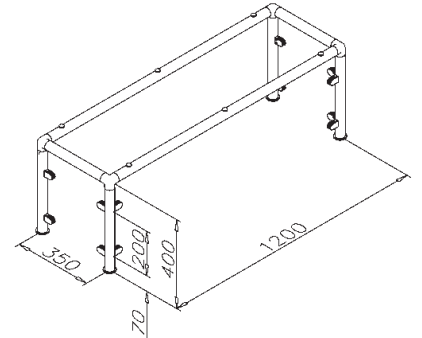


1

Model 010



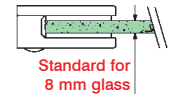
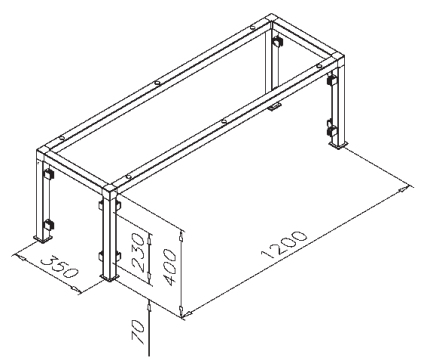
Art.Nr.	Ø
20.0100.025...	25,4 (1")
20.0100.038...	38,1 (1,5")



Model 011



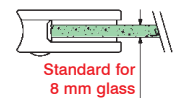
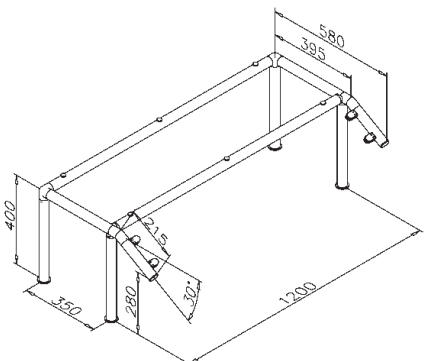
Art.Nr.	□
20.0110.035...	35 x 35



Model 020



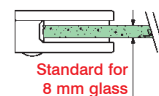
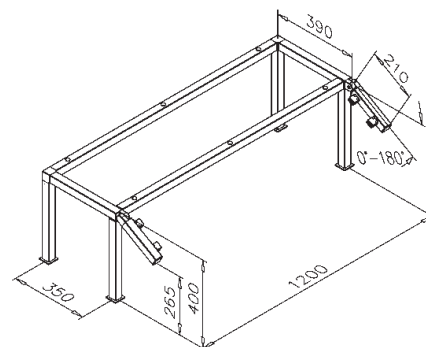
Art.Nr.	Ø
20.0200.038...	38,1 (1,5")



Model 021



Art.Nr.	□
20.0210.035...	35 x 35

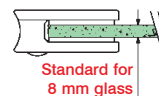
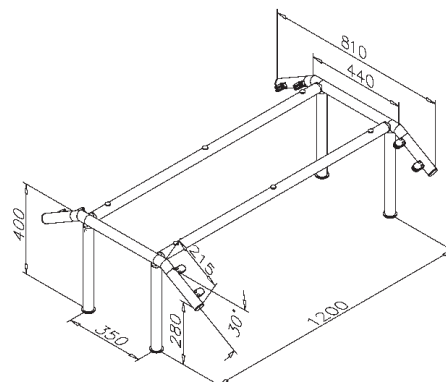


1

Model 030



Art.Nr.	Ø
20.0300.038...	38,1 (1,5")



Finishes / Oberflächen / Finitions / Afwerkingen



Stainless steel design
Edelstahl-Design
Design en inox
RVS design

Art.Nr. ...20



Brass design
Messing-Design
Design en laiton
Messing design

Art.Nr. ...22



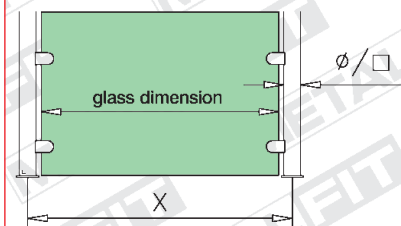
Chrome design
Chrom-Design
Design en chrome
Chroom design

Art.Nr. ...23



Antique design
Antik-Design
Design aspect vieilli
Antiek design

Art.Nr. ...13

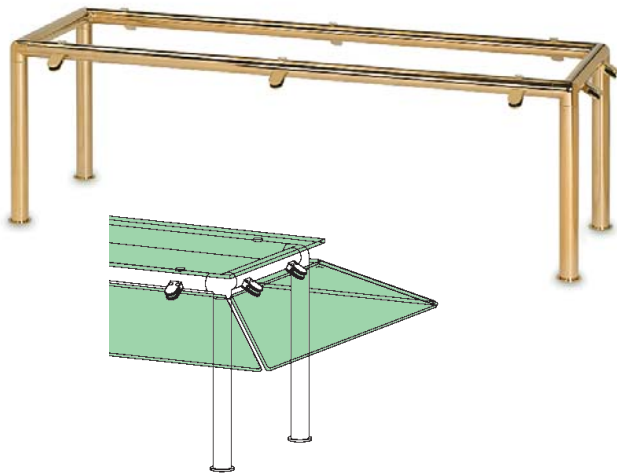


Ø 25,4: glass dimension = x - 49 mm
Ø 38,1: glass dimension = x - 61 mm
□ 35: glass dimension = x - 58 mm

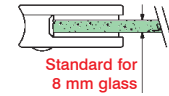
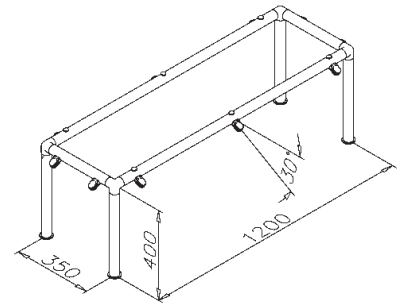


Model 040


1



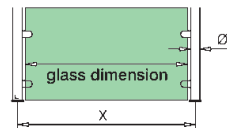
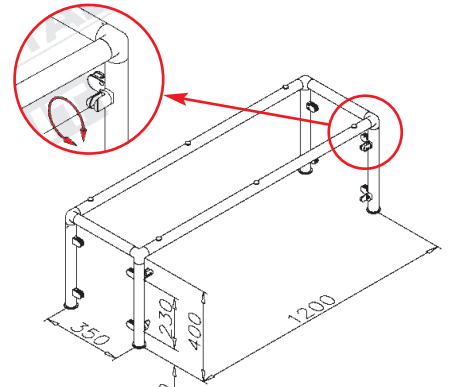
Art.Nr.	Ø
20.0400.025...	25,4 (1")
20.0400.038...	38,1 (1,5")



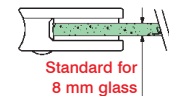
Model 050



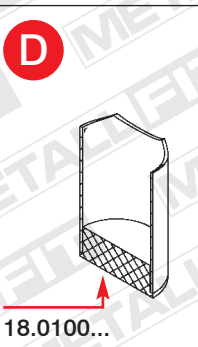
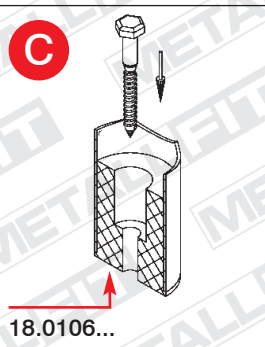
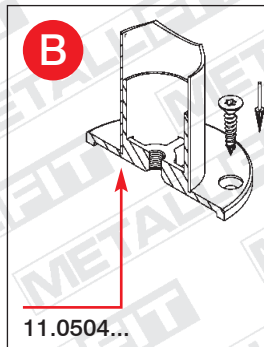
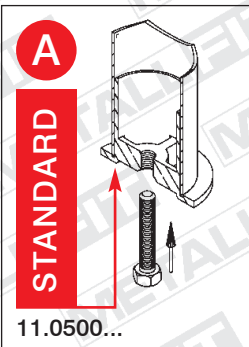
Art.Nr.	Ø
20.0500.025...	25,4 (1")
20.0500.038...	38,1 (1,5")



glass dimension for hinge adapters
Ø 25,4: x - 53 mm
Ø 38,1: x - 65 mm



Floor fixations / Bodenbefestigungen / Fixations au sol / Vloerbevestigingen



Other dimensions possible.

Andere Abmessungen möglich.

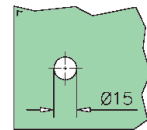
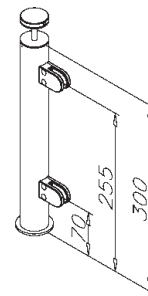
Autres dimensions possibles.

Andere afmetingen mogelijk.

Model 110



Art.Nr.	Ø 25,4 (1")	Ø 38,1 (1,5")
	20.1101.025...	20.1101.038...
	20.1102.025...	20.1102.038...
	20.1103.025...	20.1103.038...
	20.1104.025...	20.1104.038...
	20.1105.025...	20.1105.038...
	...20	...22
	...13 (Ø 38,1)	



Standard for
8 mm glass



1

Example

11.0731... (page 129, 175, 221, 249)
+18.0104... (page 131, 177, 223)

11/12.8900... (page 145, 191, 237, 253)

10.2700... (page 344)

11.0500... (page 121, 167, 213, 248)

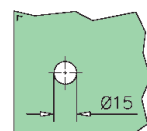
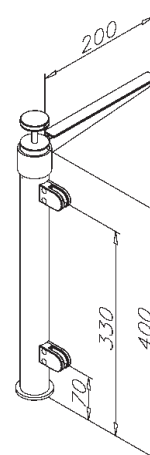
Ø 25,4: glass dimension = x - 49 mm
Ø 38,1: glass dimension = x - 61 mm
□ 35: glass dimension = x - 58 mm



Model 111



Art.Nr.	Ø 25,4 (1")	Ø 38,1 (1,5")
	20.1111.025...	20.1111.038...
	20.1112.025...	20.1112.038...
	20.1113.025...	20.1113.038...
	20.1114.025...	20.1114.038...
	20.1115.025...	20.1115.038...
	...20	...22
	...13 (Ø 38,1)	












Standard for
8 mm glass

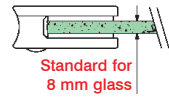
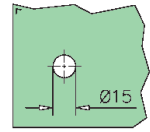
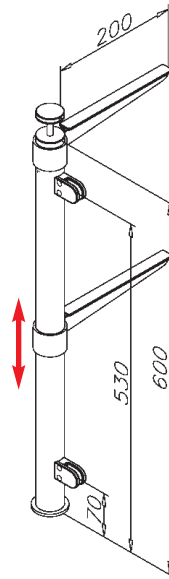


1

Model 112



Art.Nr.	Ø 25,4 (1")	Ø 38,1 (1,5")
 20.1121.025...	20.1121.025...	20.1121.038...
 20.1122.025...	20.1122.025...	20.1122.038...
 20.1123.025...	20.1123.025...	20.1123.038...
 20.1124.025...	20.1124.025...	20.1124.038...
 20.1125.025...	20.1125.025...	20.1125.038...
 ...20	 ...22	 ...23
 ...13 (Ø 38,1)		



Example

- 11.0731... (page 129, 175, 221, 249)
- 11.0741... (page 134, 180, 226, 251)
- 11/12.8900... (page 145, 191, 237, 253)
- 10.2700... (page 344)
- 11.0500... (page 121, 167, 213, 248)



Floor fixations / Bodenbefestigungen / Fixations au sol / Vloerbevestigingen






- A** STANDARD 11.0500...
- B** 11.0504...
- C** 18.0106...
- D** 18.0100...

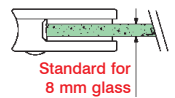
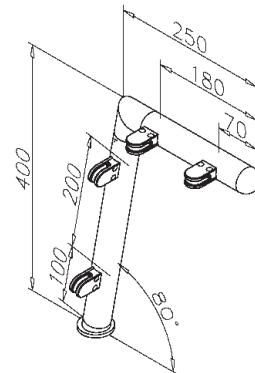


Other dimensions possible.
 Andere Abmessungen möglich.
 Autres dimensions possibles.
 Andere afmetingen mogelijk.

Model 120








Art.Nr.	Ø 25,4 (1")	Ø 38,1 (1,5")
	20.1201.025...	20.1201.038...
	20.1202.025...	20.1202.038...
	20.1203.025...	20.1203.038...
	...20	...22
	...13 (Ø 38,1)	

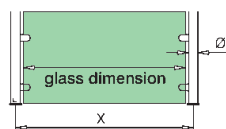
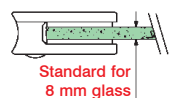
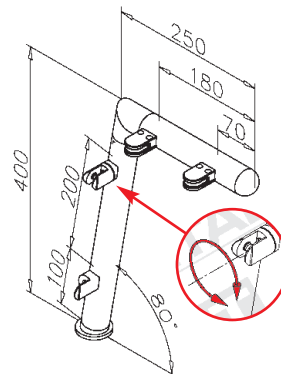


1

Model 121



Art.Nr.	Ø 25,4 (1")	Ø 38,1 (1,5")
	20.1211.025...	20.1211.038...
	20.1212.025...	20.1212.038...
	20.1213.025...	20.1213.038...
	...20	...22
	...13 (Ø 38,1)	



glass dimension for hinge adapters
 Ø 25,4: x - 53 mm
 Ø 38,1: x - 65 mm

Finishes / Oberflächen / Finitions / Afwerkingen



Stainless steel design
 Edelstahl-Design
 Design en inox
 RVS design

Art.Nr. ...20



Brass design
 Messing-Design
 Design en laiton
 Messing design

Art.Nr. ...22



Chrome design
 Chrom-Design
 Design en chrome
 Chrom design

Art.Nr. ...23



Antique design
 Antik-Design
 Design aspect vieilli
 Antiek design

Art.Nr. ... 13

glass dimension

Ø / □

X





Ø 25,4: glass dimension = x - 49 mm
 Ø 38,1: glass dimension = x - 61 mm
 □ 35: glass dimension = x - 58 mm

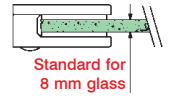
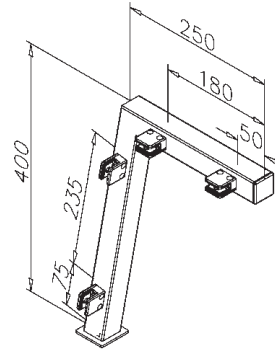
Model 122

1




NEW DESIGN





Art.Nr.	□ 35 x 35
	20.1221.035...
	20.1222.035...
	20.1223.035...
	...20

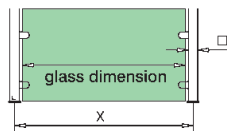
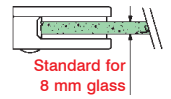
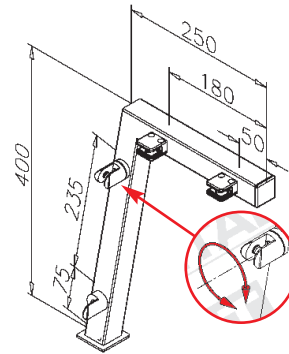


Model 123



NEW DESIGN










Art.Nr.	□ 35 x 35
	20.1231.035...
	20.1232.035...
	20.1233.035...
	...20

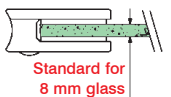
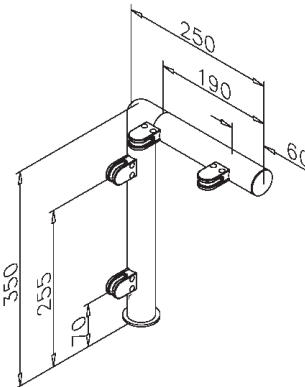


glass dimension for hinge adapters
□ 35: x - 62 mm

Model 130
































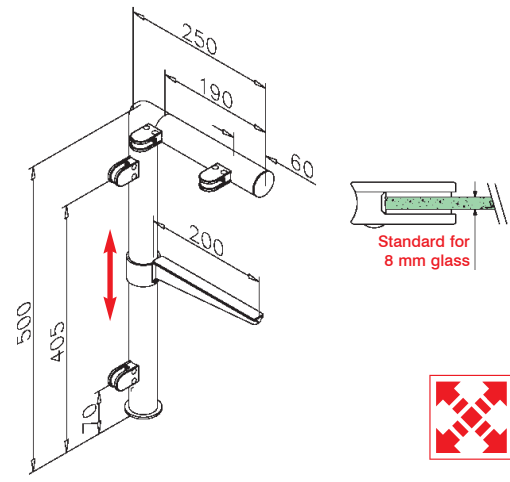
Art.Nr.	Ø 25,4 (1")	Ø 38,1 (1,5")			
	20.1301.025...	20.1301.038...			
	20.1302.025...	20.1302.038...			
	20.1303.025...	20.1303.038...			
	20.1304.025...	20.1304.038...			
	20.1305.025...	20.1305.038...			
	...20		...22		...23
	...13 (Ø 38,1)				



Model 131



Art.Nr.	Ø 25,4 (1")	Ø 38,1 (1,5")
	20.1311.025...	20.1311.038...
	20.1312.025...	20.1312.038...
	20.1313.025...	20.1313.038...
	20.1314.025...	20.1314.038...
	20.1315.025...	20.1315.038...
	20.1316.025...	20.1316.038...
	20.1317.025...	20.1317.038...
	20.1318.025...	20.1318.038...
	20.1319.025...	20.1319.038...
	20.1320.025...	20.1320.038...
	20.1321.025...	20.1321.038...
	20.1322.025...	20.1322.038...
	20.1323.025...	20.1323.038...
	20.1324.025...	20.1324.038...
	20.1325.025...	20.1325.038...
	20.1326.025...	20.1326.038...
	20.1327.025...	20.1327.038...
	20.1328.025...	20.1328.038...
	20.1329.025...	20.1329.038...
	20.1330.025...	20.1330.038...
	20.1331.025...	20.1331.038...
	20.1332.025...	20.1332.038...
	20.1333.025...	20.1333.038...
	20.1334.025...	20.1334.038...
	20.1335.025...	20.1335.038...
	20.1336.025...	20.1336.038...
	20.1337.025...	20.1337.038...
	20.1338.025...	20.1338.038...
	20.1339.025...	20.1339.038...
	20.1340.025...	20.1340.038...



1



Example

- 11.0303... (page 111, 157, 203, 244)
- 11.0729... (page 126, 172, 218, 249)
- 11/12.8900... (page 145, 191, 237, 253)
- 11.0741... (page 134, 180, 226, 251)
- 10.2700... (page 344)
- 11.0500... (page 121, 167, 213, 248)











Ø 25,4: glass dimension = x - 49 mm
 Ø 38,1: glass dimension = x - 61 mm
 □ 35: glass dimension = x - 58 mm

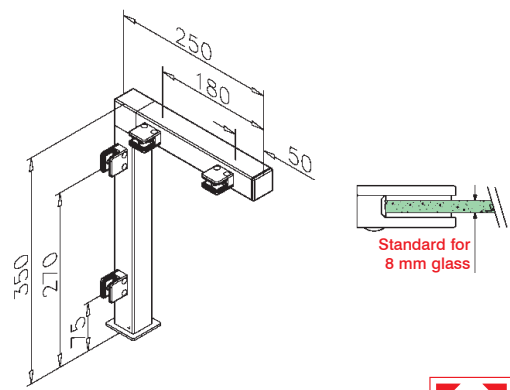


Model 132



NEW DESIGN

Art.Nr.	□ 35 x 35
	20.1321.035...
	20.1322.035...
	20.1323.035...
	20.1324.035...
	20.1325.035...
	20.1326.035...
	20.1327.035...
	20.1328.035...
	20.1329.035...
	20.1330.035...



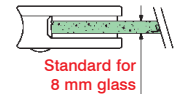
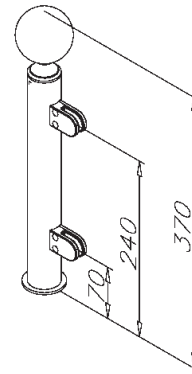
Model 132 is point welded for reasons of stability.
 Modell 132 wird aus Stabilitätsgründen punktgeschweißt.
 Modèle 132: pour plus de stabilité à souder par point.
 Model 132 wordt om stabiliteitsredenen gepuntlast.



1 Model 140



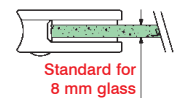
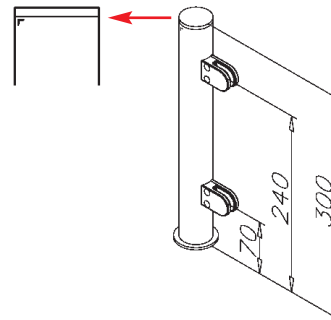
Art.Nr.	Ø 25,4 (1")	Ø 38,1 (1,5")
20.1401.025...		20.1401.038...
20.1402.025...		20.1402.038...
20.1403.025...		20.1403.038...
20.1404.025...		20.1404.038...
20.1405.025...		20.1405.038...



Model 150



Art.Nr.	Ø 25,4 (1")	Ø 38,1 (1,5")
20.1501.025...		20.1501.038...
20.1502.025...		20.1502.038...
20.1503.025...		20.1503.038...
20.1504.025...		20.1504.038...
20.1505.025...		20.1505.038...



Floor fixations / Bodenbefestigungen / Fixations au sol / Vloerbevestigingen

A

STANDARD

11.0500...

B

11.0504...

C

18.0106...

D







18.0100...

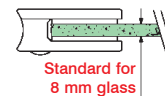
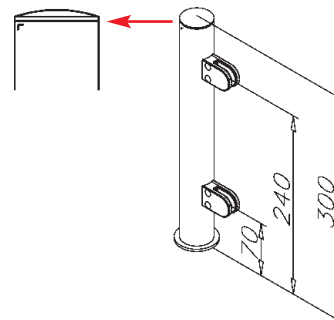


Other dimensions possible.
Andere Abmessungen möglich.
Autres dimensions possibles.
Andere afmetingen mogelijk.

Model 151







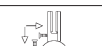

Art.Nr.	Ø 25,4 (1")	Ø 38,1 (1,5")
 20.1511.025...	20.1511.025...	20.1511.038...
 20.1512.025...	20.1512.025...	20.1512.038...
 20.1513.025...	20.1513.025...	20.1513.038...
 20.1514.025...	20.1514.025...	20.1514.038...
 20.1515.025...	20.1515.025...	20.1515.038...
	...20	...22
	...13 (Ø 38,1)	...23

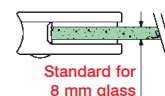
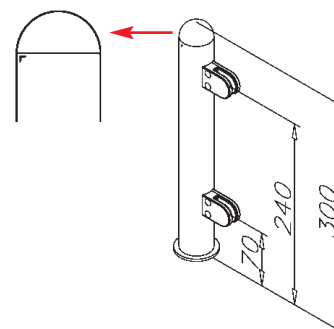


1

Model 160



Art.Nr.	Ø 25,4 (1")	Ø 38,1 (1,5")
 20.1601.025...	20.1601.025...	20.1601.038...
 20.1602.025...	20.1602.025...	20.1602.038...
 20.1603.025...	20.1603.025...	20.1603.038...
 20.1604.025...	20.1604.025...	20.1604.038...
 20.1605.025...	20.1605.025...	20.1605.038...
	...20	...22
	...13 (Ø 38,1)	...23



Finishes / Oberflächen / Finitions / Afwerkingen



Stainless steel design
 Edelstahl-Design
 Design en inox
 RVS design

Art.Nr. ...20



Brass design
 Messing-Design
 Design en laiton
 Messing design

Art.Nr. ...22



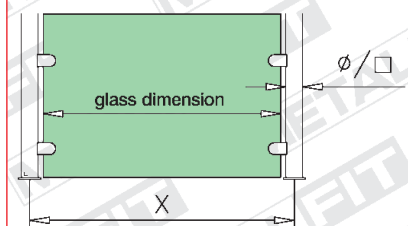
Chrome design
 Chrom-Design
 Design en chrome
 Chrom design

Art.Nr. ...23



Antique design
 Antik-Design
 Design aspect vieilli
 Antiek design

Art.Nr. ...13







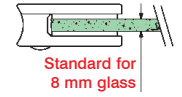
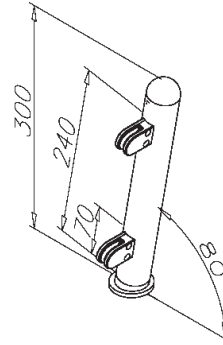
Ø 25,4: glass dimension = x - 49 mm
 Ø 38,1: glass dimension = x - 61 mm
 □ 35: glass dimension = x - 58 mm

Model 161

1








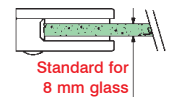
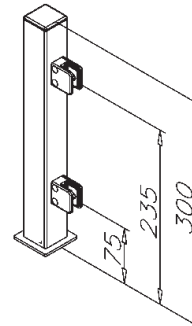
Art.Nr.	Ø 25,4 (1")	Ø 38,1 (1,5")
 20.1611.025...		20.1611.038...
 20.1612.025...		20.1612.038...
 20.1613.025...		20.1613.038...
		
	...20	...22
		...23
		...13 (Ø 38,1)



Model 162



Art.Nr.	□ 35 x 35
 20.1621.035...	
 20.1622.035...	
 20.1623.035...	
 20.1625.035...	
	...20

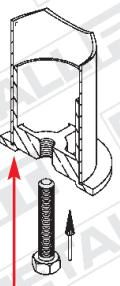


NEW DESIGN

Floor fixations / Bodenbefestigungen / Fixations au sol / Vloerbevestigingen

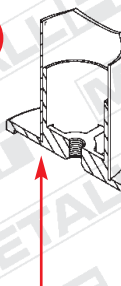
A

STANDARD



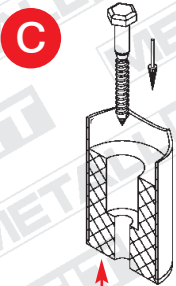
11.0500...

B



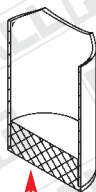
11.0504...

C



18.0106...

D







18.0100...

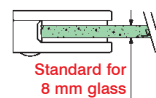



Other dimensions possible.
Andere Abmessungen möglich.
Autres dimensions possibles.
Andere afmetingen mogelijk.

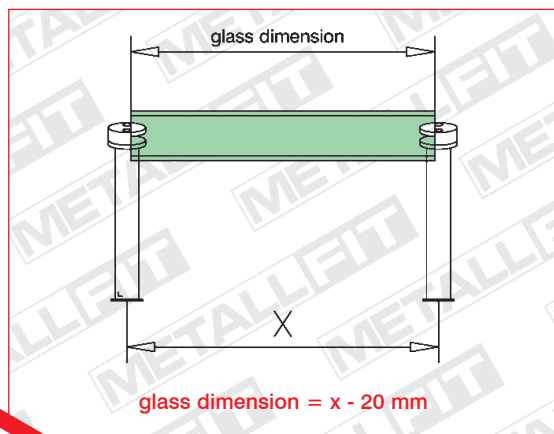
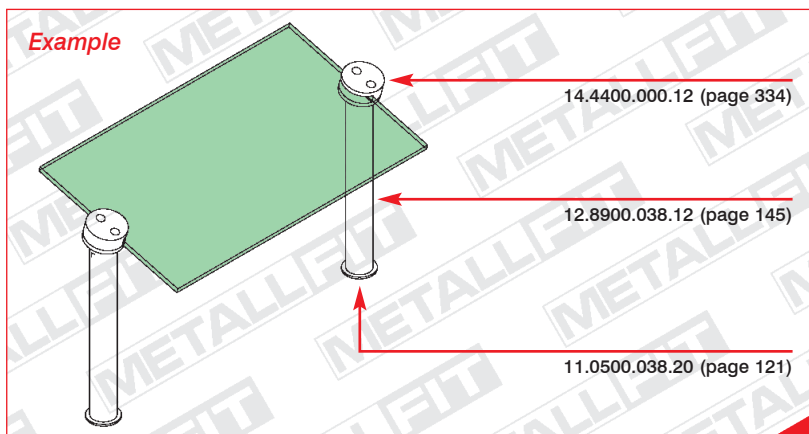
Model 190



Art.Nr.	Ø 38,1 (1,5")
 20.1901.038...	
 20.1902.038...	
 20.1903.038...	
 ...20	



1



Finishes / Oberflächen / Finitions / Afwerkingen

			
<p>Stainless steel design Edelstahl-Design Design en inox RVS design</p> <p>Art.Nr. ...20</p>	<p>Brass design Messing-Design Design en laiton Messing design</p> <p>Art.Nr. ...22</p>	<p>Chrome design Chrom-Design Design en chrome Chrom design</p> <p>Art.Nr. ...23</p>	<p>Antique design Antik-Design Design aspect vieilli Antiek design</p> <p>Art.Nr. ...13</p>

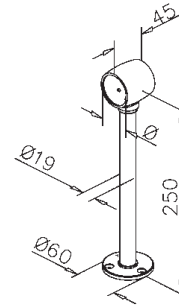
1

Model 210



Ø19,0

Art.Nr.	Ø
20.2100.025...	25,4 (1")
20.2100.038...	38,1 (1,5")
20.2100.050...	50,8 (2")

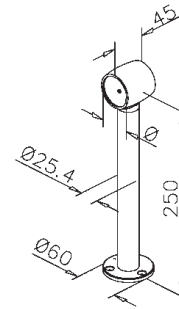


Model 211



Ø25,4

Art.Nr.	Ø
20.2110.025...	25,4 (1")
20.2110.038...	38,1 (1,5")
20.2110.050...	50,8 (2")

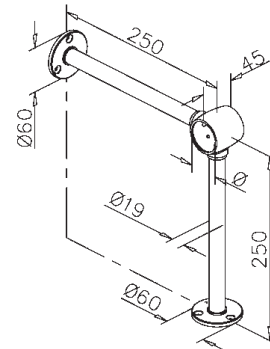


Model 212



Ø19,0

Art.Nr.	Ø
20.2120.038...	38,1 (1,5")
20.2120.050...	50,8 (2")

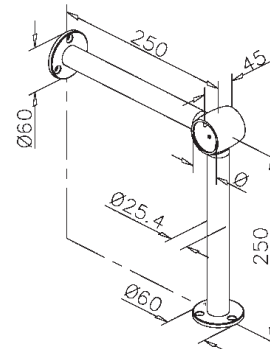


Model 213



Ø25,4

Art.Nr.	Ø
20.2130.038...	38,1 (1,5")
20.2130.050...	50,8 (2")


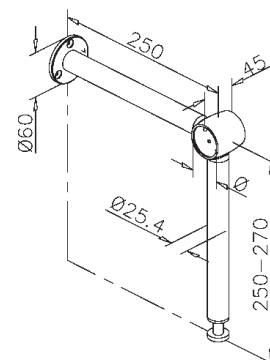


Model 214

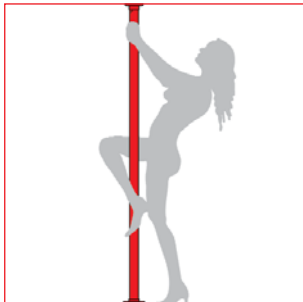


Ø25,4

Art.Nr.	Ø
20.2140.038...	38,1 (1,5")
20.2140.050...	50,8 (2")



Model 310



Art.Nr.	Ø
20.3100.050...	50,8 (2")



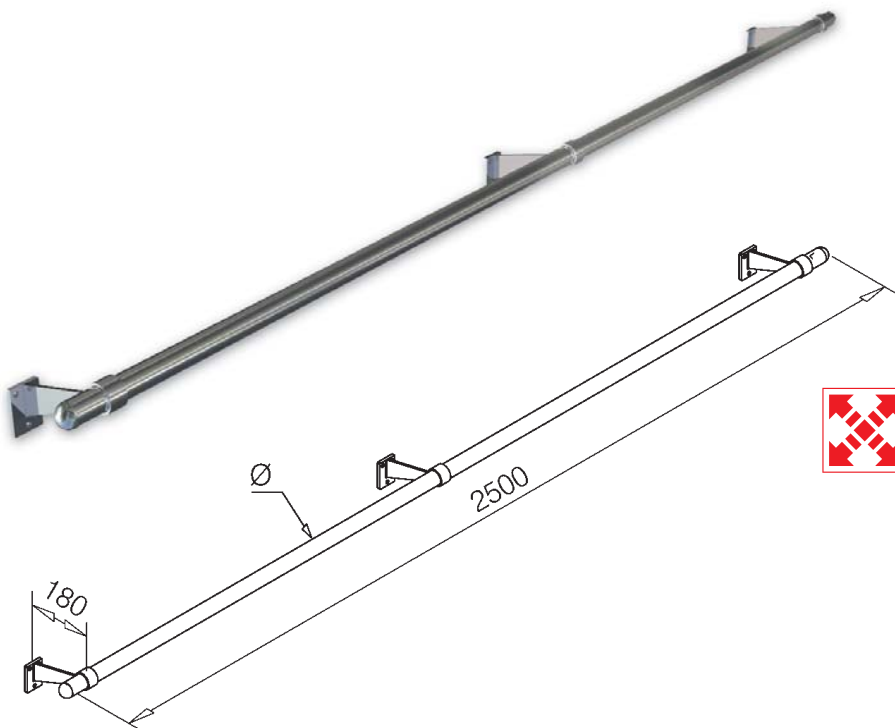
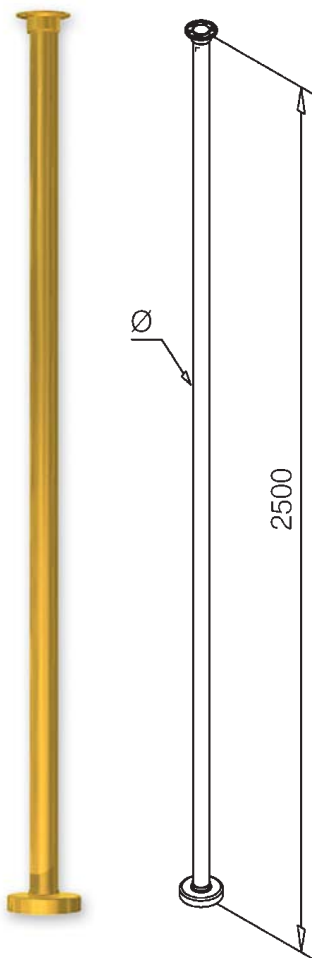
Model 311



Art.Nr.	Ø
20.3110.038...	38,1 (1,5")
20.3110.050...	50,8 (2")



1



Finishes / Oberflächen / Finitions / Afwerkingen



Stainless steel design
Edelstahl-Design
Design en inox
RVS design

Art.Nr. ...20



Brass design
Messing-Design
Design en laiton
Messing design

Art.Nr. ...22



Chrome design
Chrom-Design
Design en chrome
Chroom design

Art.Nr. ...23



Antique design
Antik-Design
Design aspect vieilli
Antiek design

Art.Nr. ...13



Other dimensions possible.


Andere Abmessungen möglich.

Autres dimensions possibles.

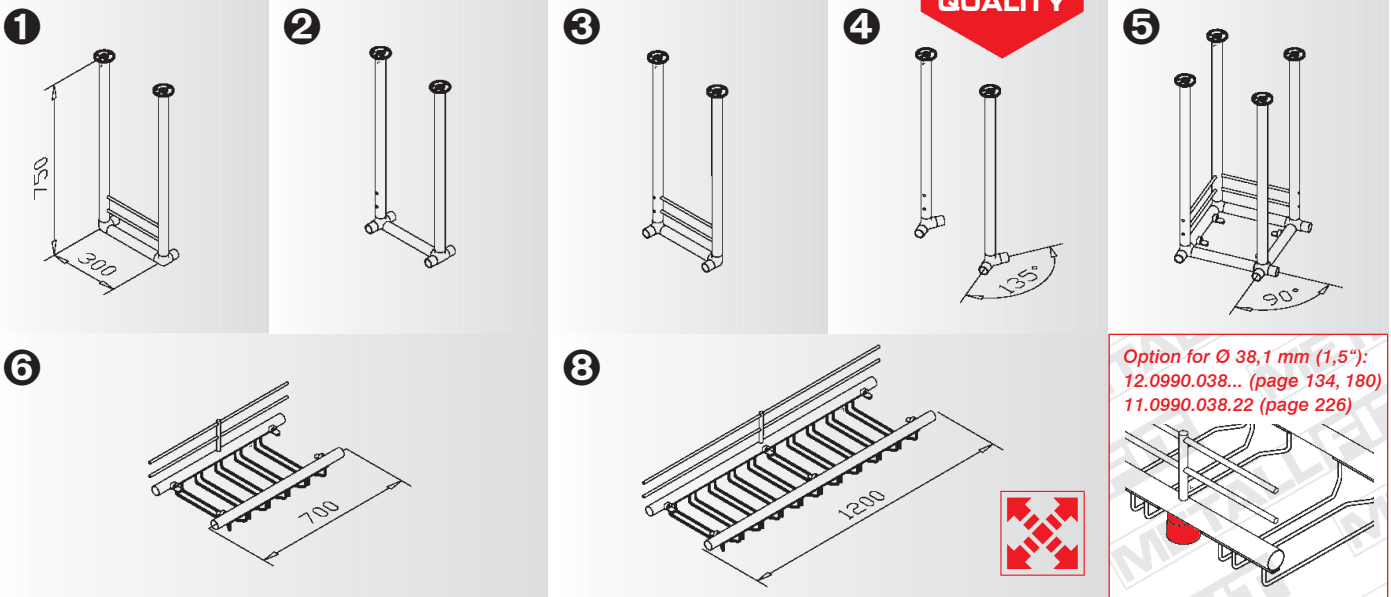
Andere afmetingen mogelijk.

Model 430

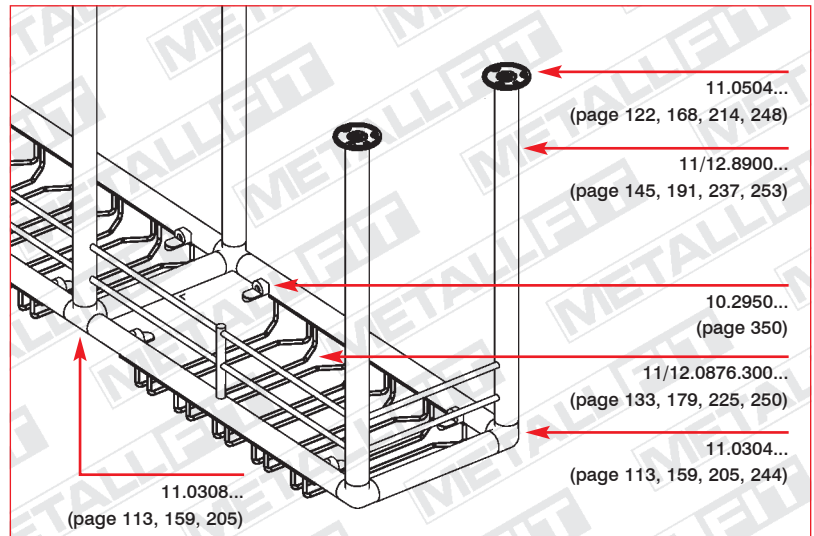
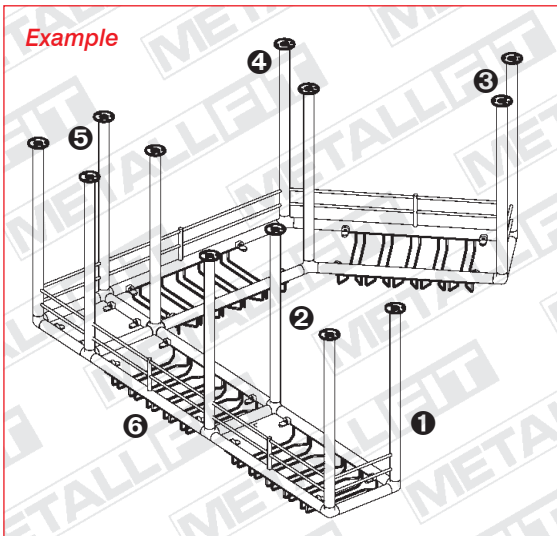
1



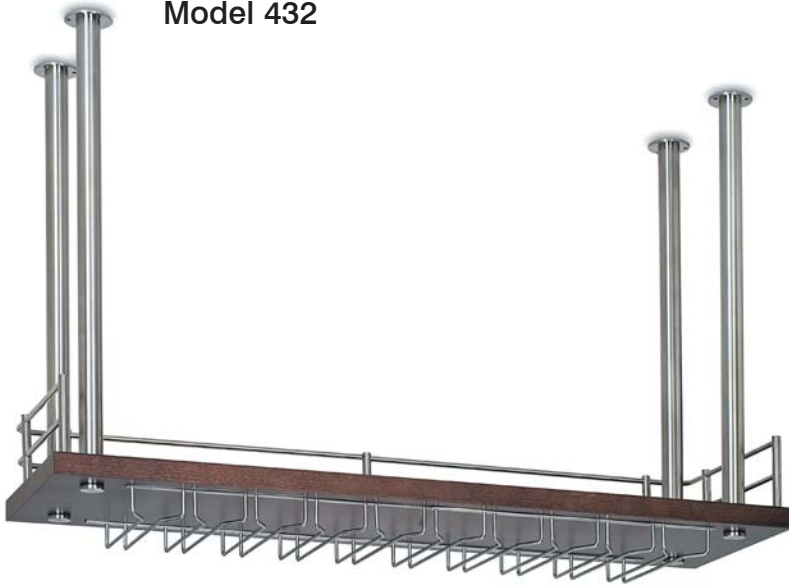
Art.Nr.	Ø 25,4 (1")	Ø 38,1 (1,5")
❶	20.4301.025...	20.4301.038...
❷	20.4302.025...	20.4302.038...
❸	20.4303.025...	20.4303.038...
❹	20.4304.025...	20.4304.038...
❺	20.4305.025...	20.4305.038...
❻	20.4306.025...	20.4306.038...
❽	20.4308.025...	20.4308.038...



Option for Ø 38,1 mm (1,5"):
12.0990.038... (page 134, 180)
11.0990.038.22 (page 226)



Model 432

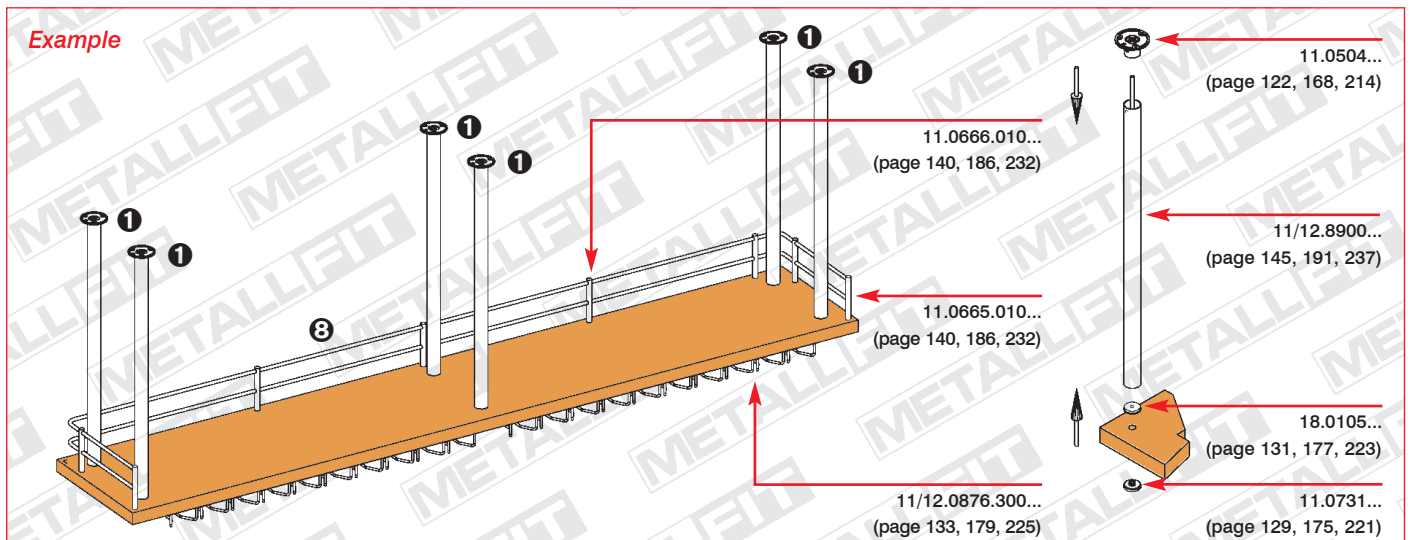
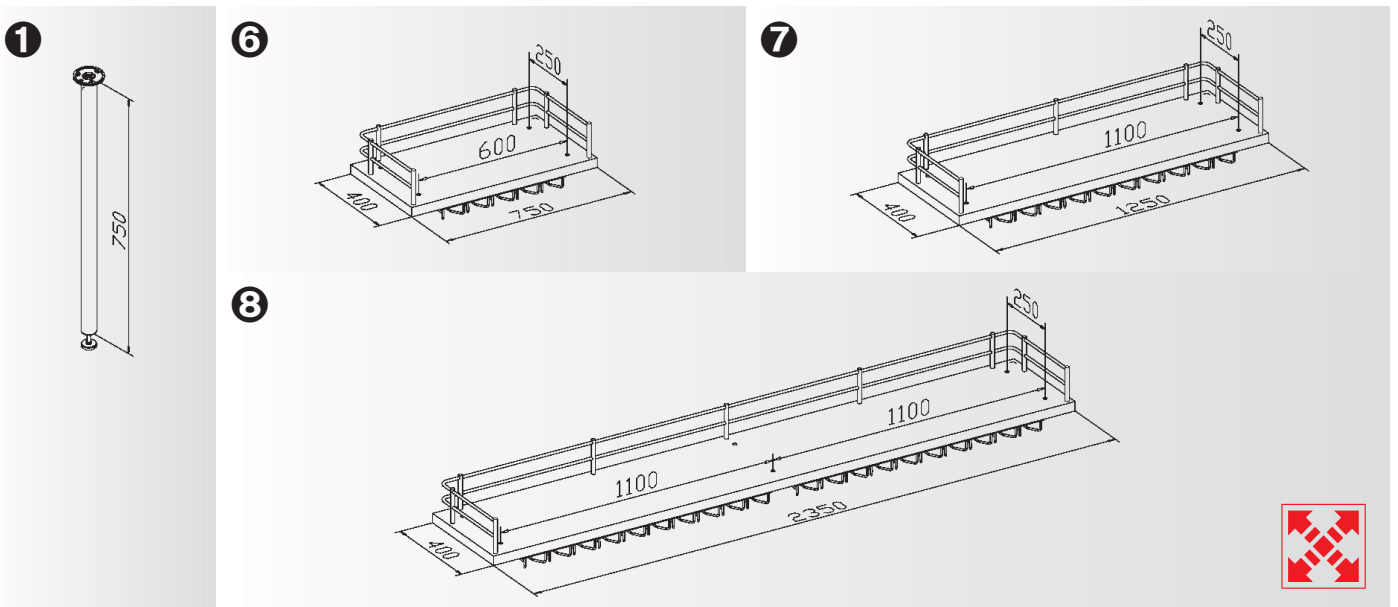



Art.Nr.	Ø 25,4 (1")	Ø 38,1 (1,5")
1	20.4321.025...	20.4321.038...
6	20.4326.025...	20.4326.038...
7	20.4327.025...	20.4327.038...
8	20.4328.025...	20.4328.038...


...20 ...22 ...23

1





Stain colours / Beiztöne / Teinte / Beitskleuren

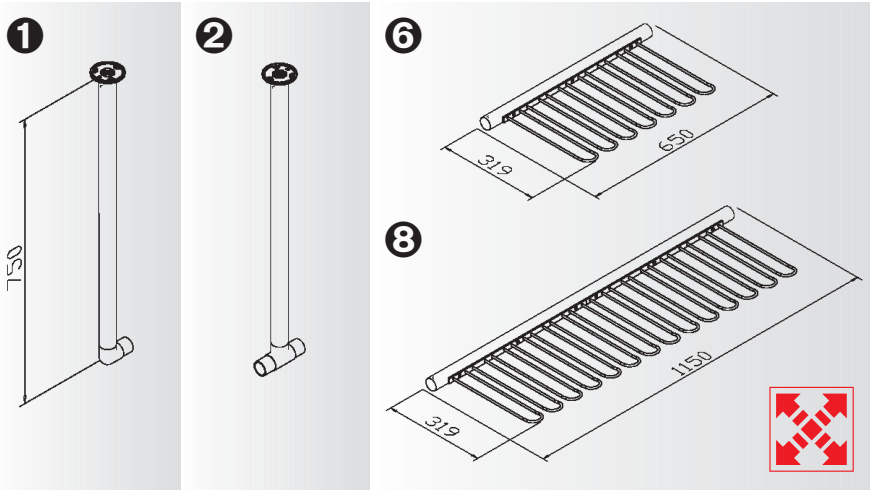


Model 434



Art.Nr.	Ø 25,4 (1")	Ø 38,1 (1,5")
❶	20.4341.025...	20.4341.038...
❷	20.4342.025...	20.4342.038...
❸	20.4346.025...	20.4346.038...
❹	20.4348.025...	20.4348.038...

	...20		...22		...23
	...13 (Ø 38,1)				



**Finishes / Oberflächen /
Finitions / Afwerkingen**



Stainless steel design
Edelstahl-Design
Design en inox
RVS design
Art.Nr. ...20



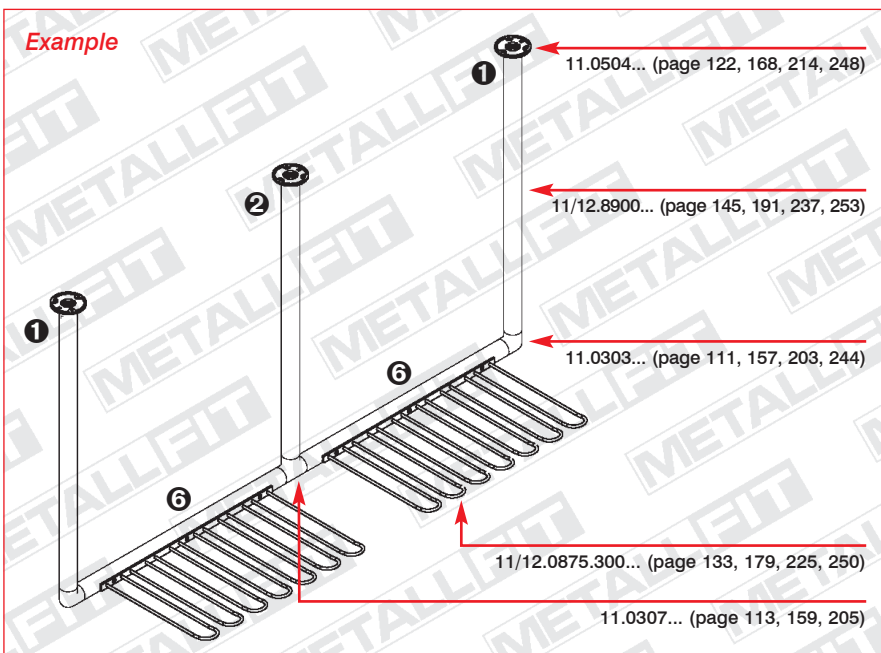
Brass design
Messing-Design
Design en laiton
Messing design
Art.Nr. ...22



Chrome design
Chrom-Design
Design en chrome
Chroom design
Art.Nr. ...23



Antique design
Antik-Design
Design aspect vieilli
Antiek design
Art.Nr. ...13



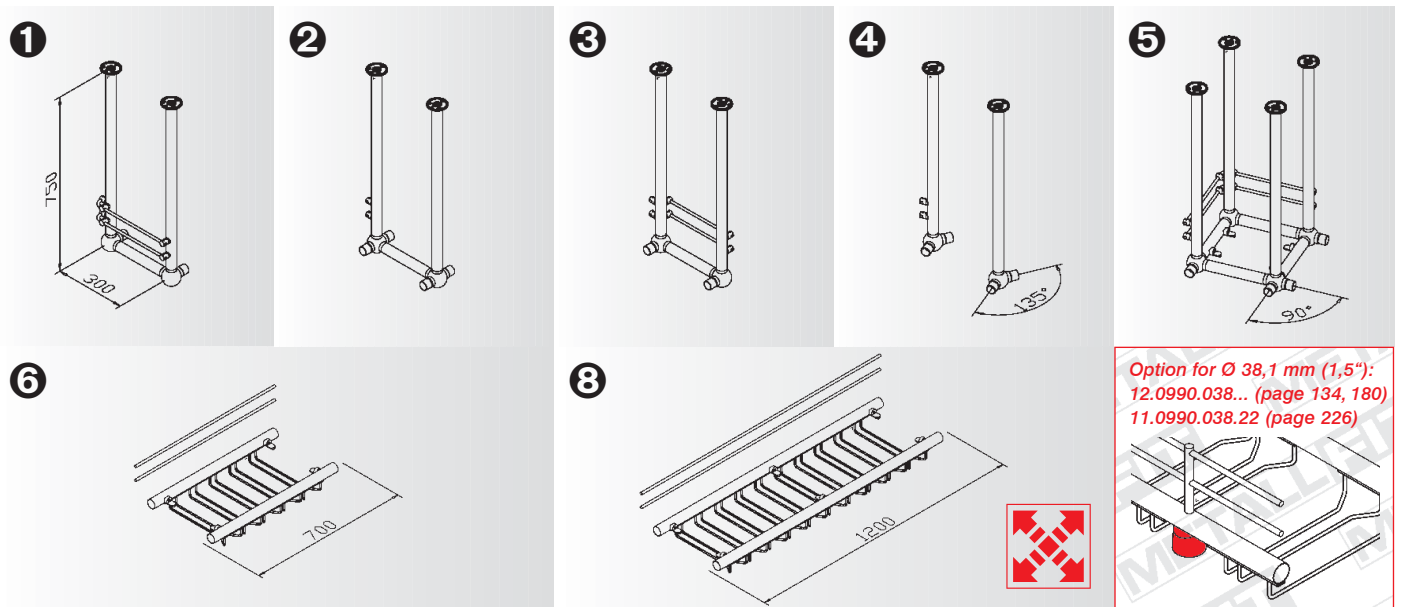
Model 436



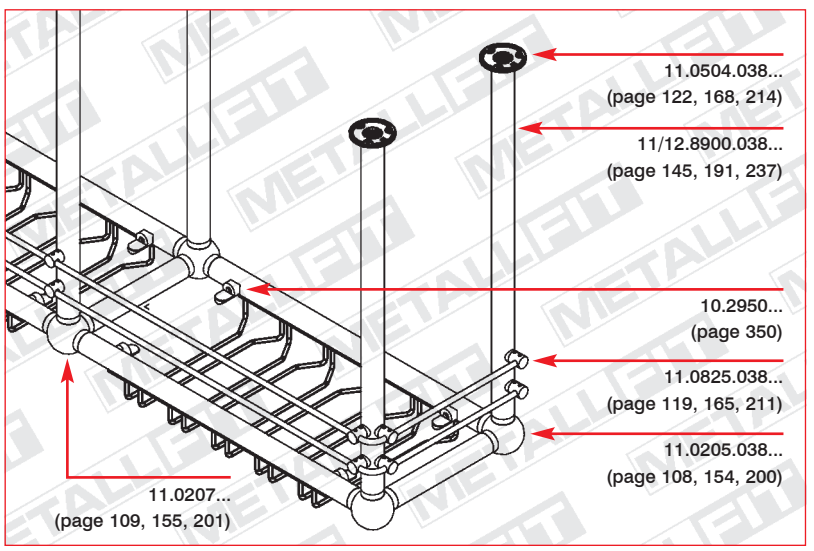
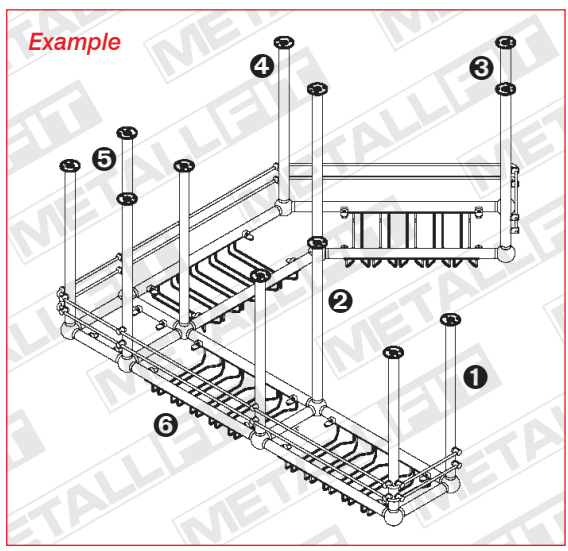
Art.Nr.	Ø 38,1 (1,5")
1	20.4361.038...
2	20.4362.038...
3	20.4363.038...
4	20.4364.038...
5	20.4365.038...
6	20.4366.038...
8	20.4368.038...

...20 ...22 ...23

1



Option for Ø 38,1 mm (1,5"):
12.0990.038... (page 134, 180)
11.0990.038.22 (page 226)




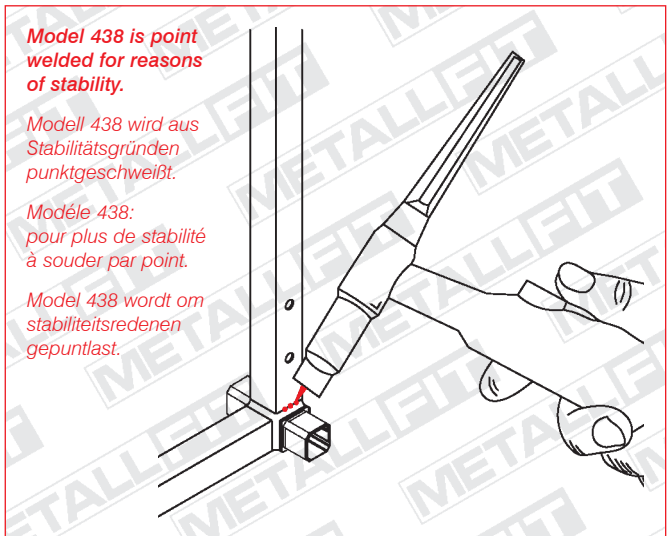
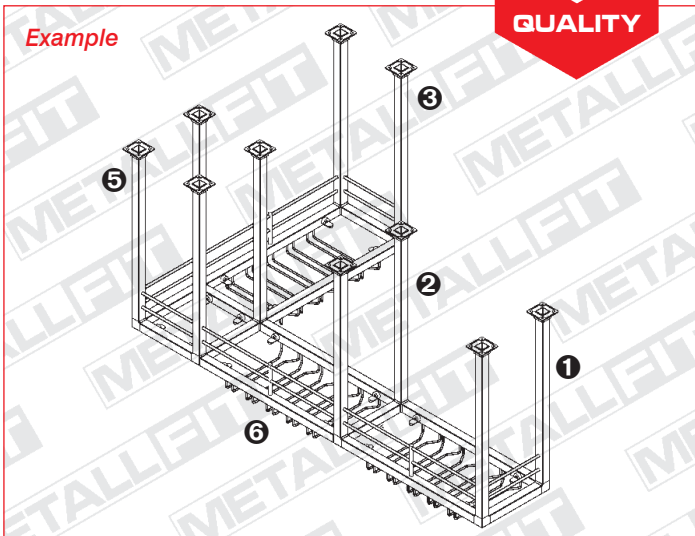
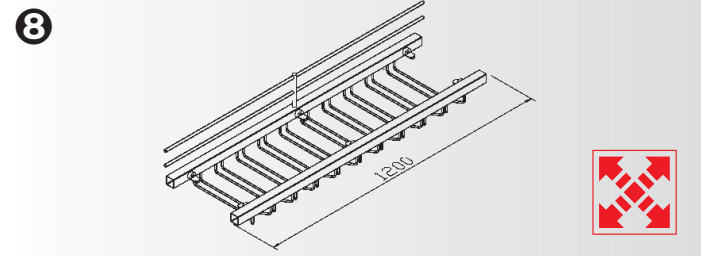
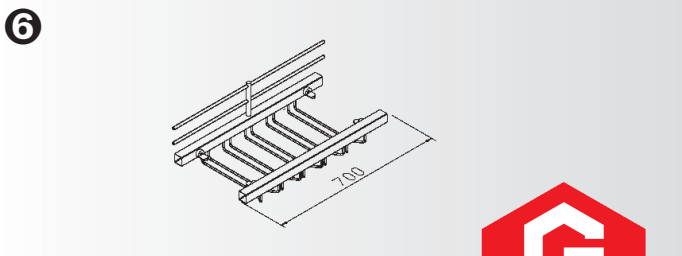
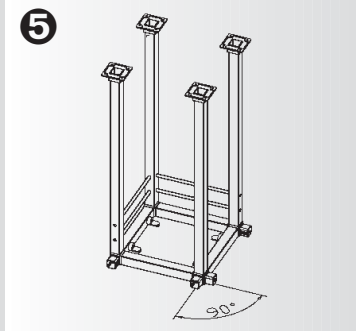
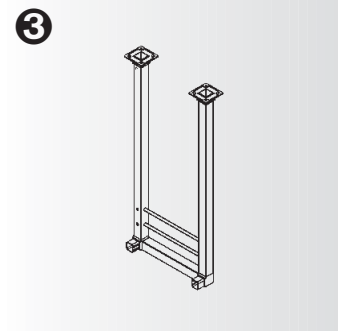
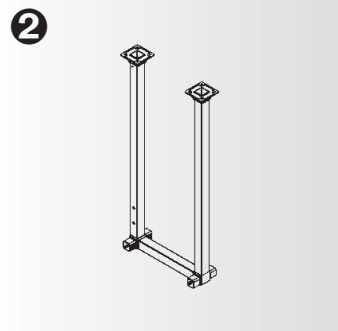
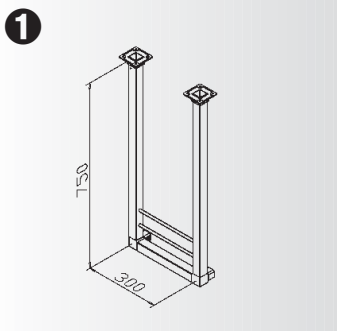
Model 438

1



Art.Nr.	□ 35 x 35
❶	20.4381.035...
❷	20.4382.035...
❸	20.4383.035...
❺	20.4385.035...
❻	20.4386.035...
❽	20.4388.035...

 ...20



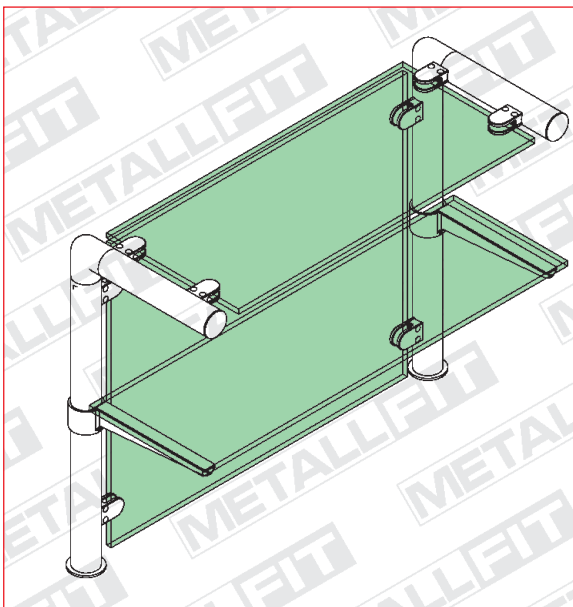
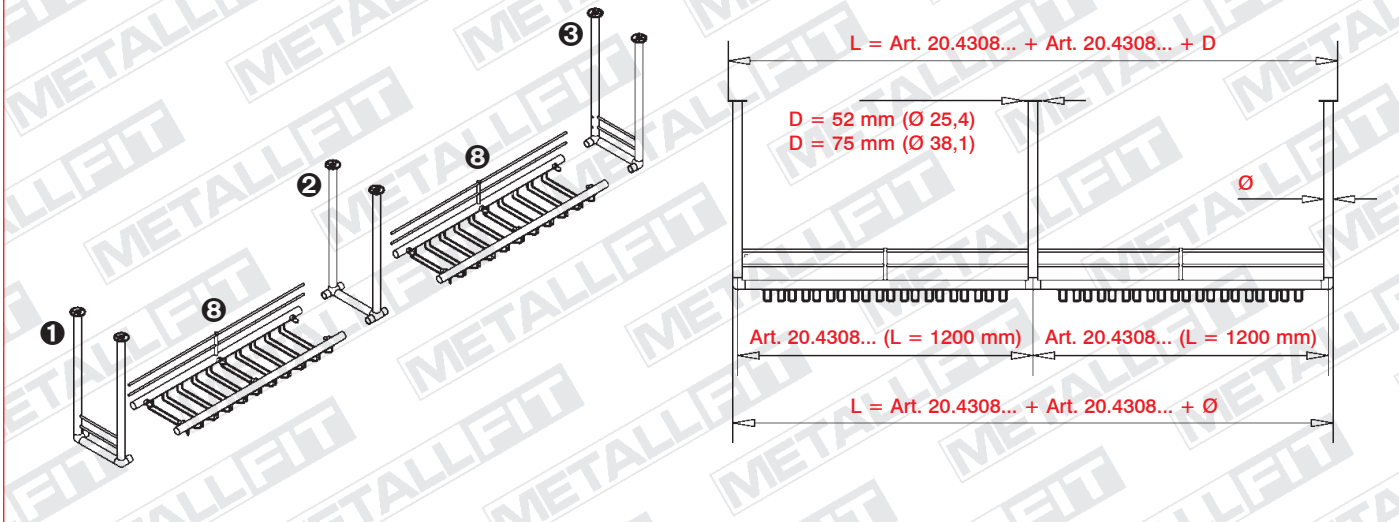
Model 438 is point welded for reasons of stability.

Modell 438 wird aus Stabilitätsgründen punktgeschweißt.

Modèle 438: pour plus de stabilité à souder par point.

Model 438 wordt om stabiliteitsredenen gepuntlast.

**Example of calculation
 for Model 430**



All sneeze guard posts, sneeze guards and bottle shelves are available with suitable glass - cutted to your individual dimensions. Prices upon request.

Alle Hustenschutzpfosten, Hustenschutzmodelle und Flaschenborde sind auf Wunsch auch mit passendem Glas - zugeschnitten auf Ihre individuellen Abmessungen - lieferbar. Preise auf Anfrage.

Pour les colonnes pare haleine, les porte-bouteilles, nous pouvons également fournir le verre (nous indiquer les dimensions). Prix sur demande.

Alle buffetkappen, staanders en flessenrekken zijn leverbaar inclusief glas. Prijs op aanvraag.

Finishes / Oberflächen / Finitions / Afwerkingen



Stainless steel design
 Edelstahl-Design
 Design en inox
 RVS design
Art.Nr. ...20



Brass design
 Messing-Design
 Design en laiton
 Messing design
Art.Nr. ...22



Chrome design
 Chrom-Design
 Design en chrome
 Chrom design
Art.Nr. ...23



Antique design
 Antik-Design
 Design aspect vieilli
 Antiek design
Art.Nr. ...13



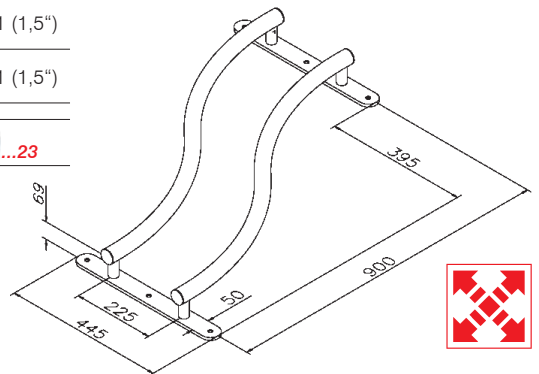
Other dimensions possible.
 Andere Abmessungen möglich.
 Autres dimensions possibles.
 Andere afmetingen mogelijk.

1

Model 510



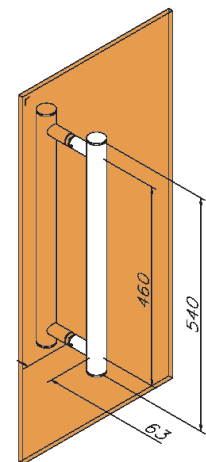
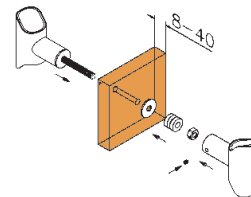
Art.Nr.		Ø
20.5100.038...		38,1 (1,5")
20.5101.038...		38,1 (1,5")



Model 530



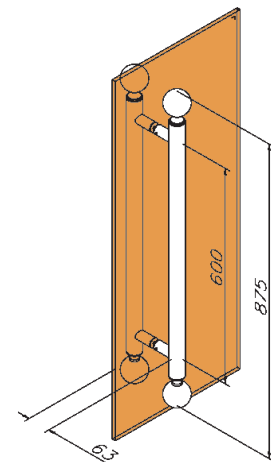
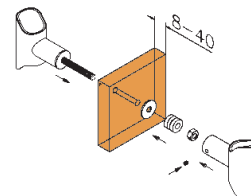
Art.Nr.		Ø
20.5300.038...		38,1 (1,5")



Model 540



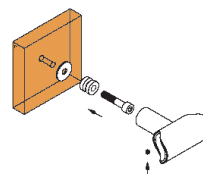
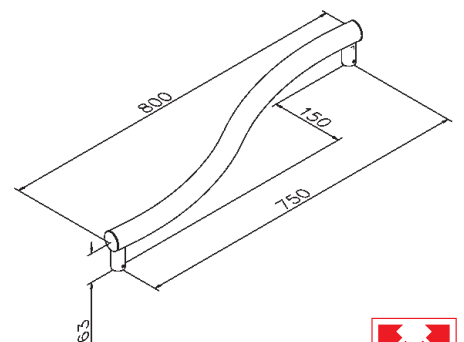
Art.Nr.		Ø
20.5400.038...		38,1 (1,5")



Model 550



Art.Nr.		Ø
20.5500.038...		38,1 (1,5")
20.5501.038...		38,1 (1,5")




More door handles see page 412 - 417
 Weitere Türgriffe siehe Seite 412 - 417
 Plus de poignées de porte voir page 412 - 417
 Verdere deurgrepen zie pagina 412 - 417

Model 620



Art.Nr.	Ø
20.6200.038...	38,1 (1,5")
20.6200.050...	50,8 (2")

...13 (Ø 38,1)		





1

Model 630



Art.Nr.	Ø
20.6300.076...	76,2 (3")

--	--	--





Model 640



Art.Nr.	Ø
20.6400.101...	101,6 (4")

--	--	--

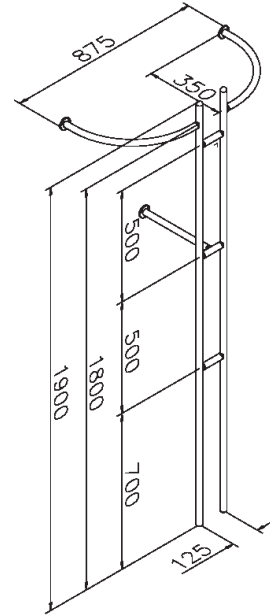


1

Model 720



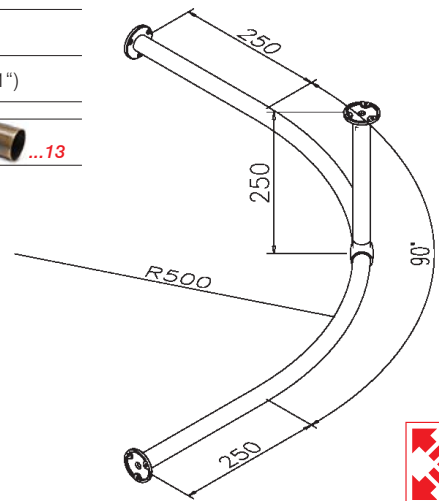
Art.Nr.	Ø
20.7200.025...	25,4 (1")
...20	...22
...23	...13




Model 740 (90°)



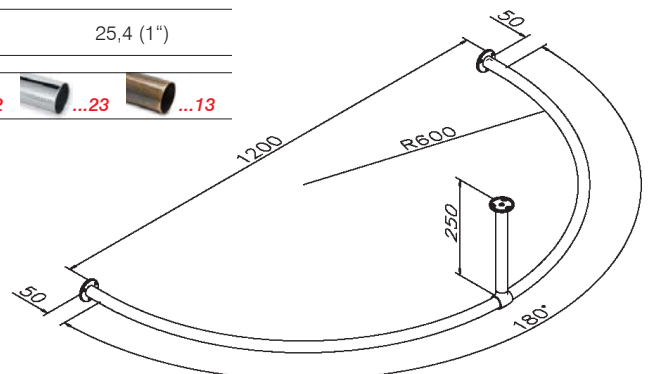
Art.Nr.	Ø
20.7400.025...	25,4 (1")
...20	...22
...23	...13



Model 741 (180°)



Art.Nr.	Ø
20.7410.025...	25,4 (1")
...20	...22
...23	...13

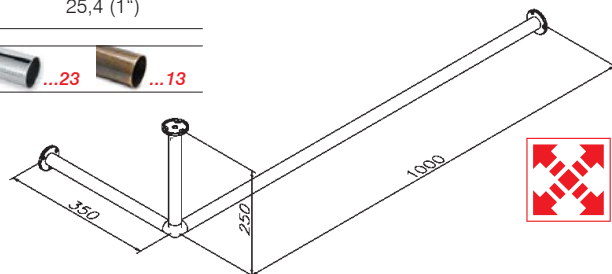


Curtain rings see page 117, 163, 209
Gardinenringe siehe Seite 117, 163, 209
Anneaux à rideaux voir page 117, 163, 209
Gordijnrangen zie pagina 117, 163, 209

Model 730



Art.Nr.	Ø
20.7300.025...	25,4 (1")

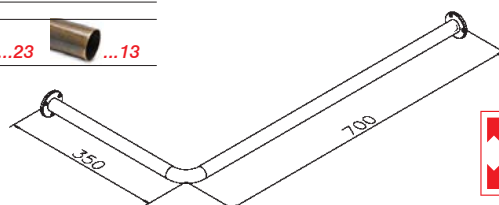


1

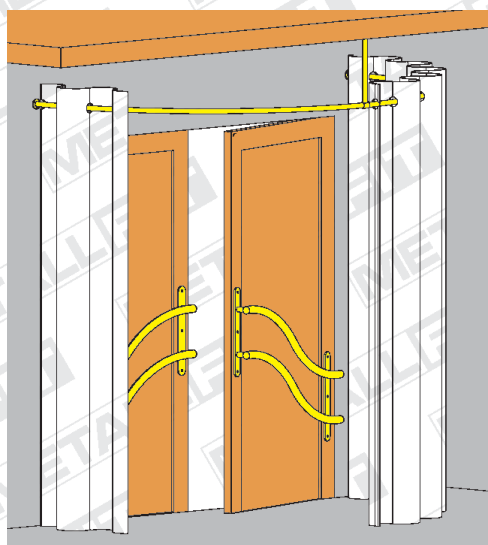
Model 731



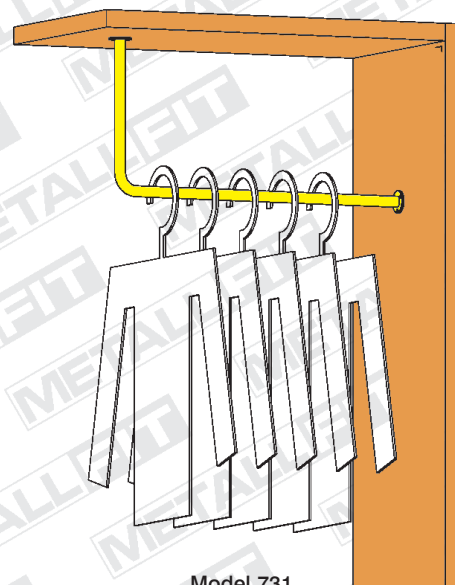
Art.Nr.	Ø
20.7310.025...	25,4 (1")



Examples



Model 741 + Model 510 (page 30)



Model 731

Finishes / Oberflächen / Finitions / Afwerkingen



Stainless steel design
Edelstahl-Design
Design en inox
RVS design

Art.Nr. ...20



Brass design
Messing-Design
Design en laiton
Messing design

Art.Nr. ...22



Chrome design
Chrom-Design
Design en chrome
Chroom design

Art.Nr. ...23



Antique design
Antik-Design
Design aspect vieilli
Antiek design

Art.Nr. ...13



Other dimensions possible.

Andere Afmetingen mogelijk.

Autres dimensions possibles.

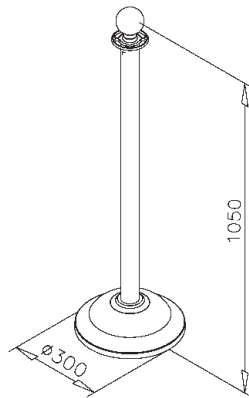
Andere afmetingen mogelijk.

1



Guidance post
 Absperrständer
 Potelet tête sphérique
 Podiumstandaard

Art.Nr.
 ...5801.000...

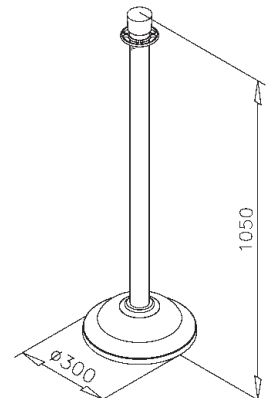


Weight 13 kg



Guidance post
 Absperrständer
 Potelet tête conique
 Podiumstandaard

Art.Nr.
 ...5802.000...

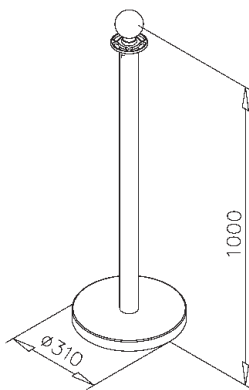


Weight 13 kg



Guidance post
 Absperrständer
 Potelet tête sphérique
 Podiumstandaard

Art.Nr.
 ...5810.000...

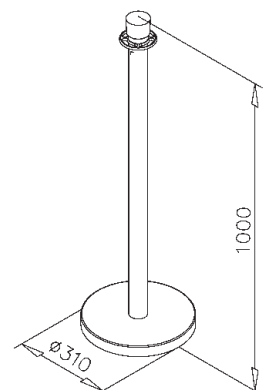


Weight 13 kg



Guidance post
 Absperrständer
 Potelet tête conique
 Podiumstandaard

Art.Nr.
 ...5811.000...

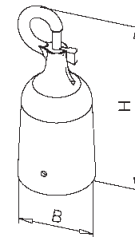


Weight 13 kg



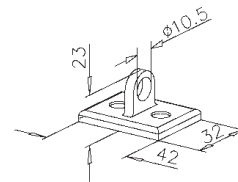
Rope snap end
 Seilhalterhaken
 Mousqueton
 Koordhaak met verende pen

Art.Nr.	Ø	B	H
...5713.030...	30	35	115
...5713.040...	40	43	120



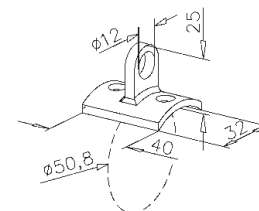
Wall plate
 Wandauge
 Oeilleton mural
 Muuroog

Art.Nr.
...5737.000...



Tube plate
 Rohrauge
 Oeilleton pour tube
 Buisoog

Art.Nr.
...5738.050...



Finishes / Oberflächen / Finitions / Afwerkingen



Stainless steel design
 Edelstahl-Design
 Design en inox
 RVS design

Art.Nr. 12 ... 12



Brass design
 Messing-Design
 Design en laiton
 Messing design

Art.Nr. 11 ... 22



Chrome design
 Chrom-Design
 Design en chrome
 Chrom design

Art.Nr. 12 ... 10



1



Poly-hemp rope (incl. 2 rope snap ends)

Hanfseil (inkl. 2 Seilhalterhaken)
 Cordon (avec 2 mousquetons)
 Hennep koord (incl. 2 koordhaken)

Art.Nr.	Ø	Colour / Farbe / Couleur / Kleur
...5850.030...	30	nature / natur / naturel / natuur
...5850.040...	40	nature / natur / naturel / natuur
...5851.040...	40	green / grün / vert / groen
...5853.040...	40	bordeaux red / bordeaux / bordeau
...5855.040...	40	blue / blau / bleu / blauw



L 1500 mm

Other lengths possible. / Andere Längen möglich. / D'autres longueurs possible. / Andere lengtes mogelijk.



Velour rope (incl. 2 rope snap ends)

Seil mit Samtüberzug (inkl. 2 Seilhalterhaken)
 Cordon velours (avec 2 mousquetons)
 Koord met velours (incl. 2 koordhaken)

Art.Nr.	Ø	Colour / Farbe / Couleur / Kleur
...5860.040...	40	blue / blau / bleu / blauw
...5861.040...	40	green / grün / vert / groen
...5862.040...	40	red / rot / rouge / rood
...5863.040...	40	black / schwarz / noir / zwart



L 1500 mm

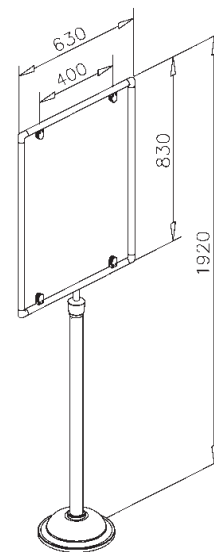
Other lengths possible. / Andere Längen möglich. / D'autres longueurs possible. / Andere lengtes mogelijk.

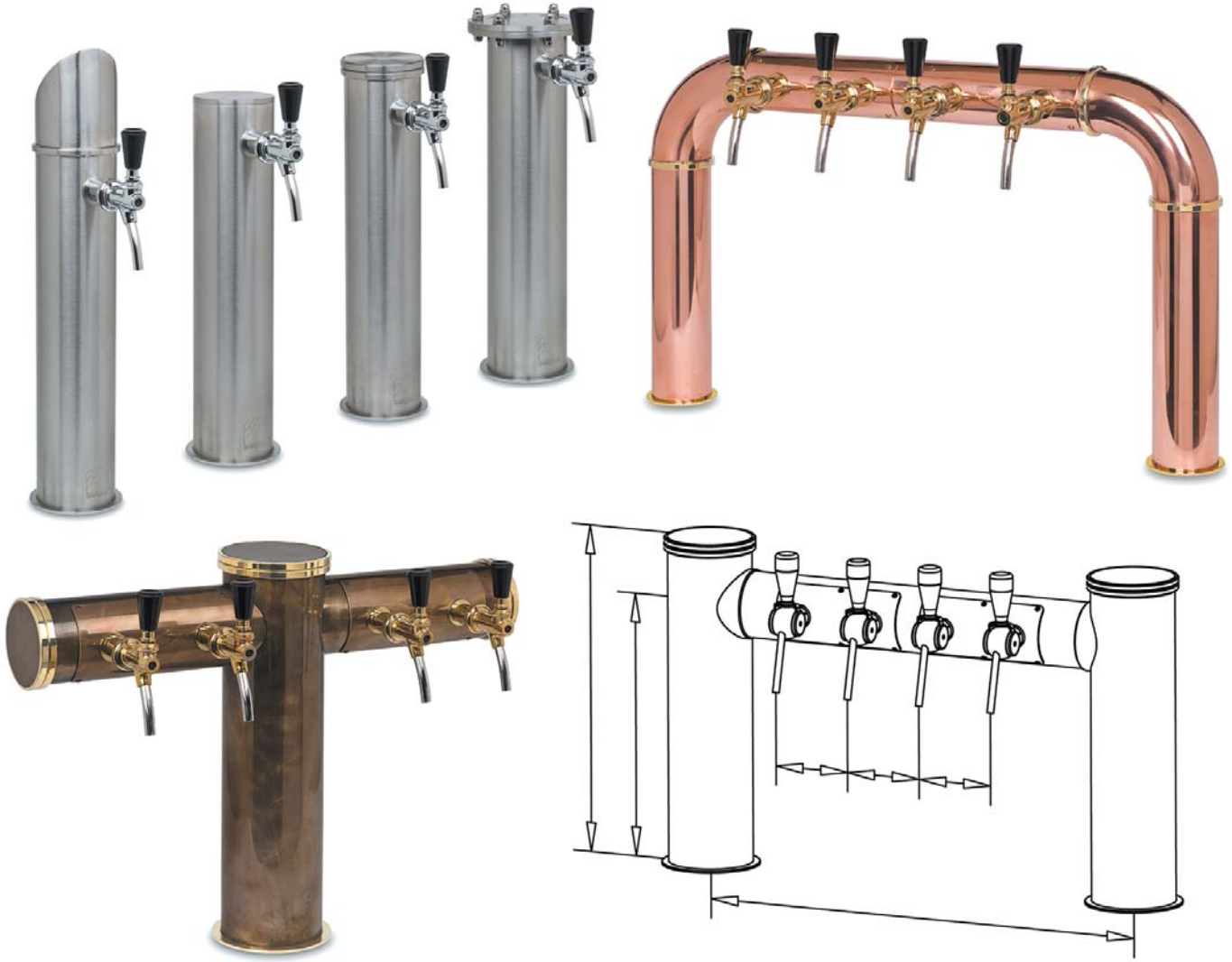


Information board

Hinweistafel
 Panneau indicateur
 Informatiebord

Art.Nr.
...5830.000...



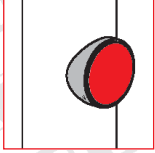


Dispensing towers
Schanksäulen
Colonnes à bière
Tapzuilen

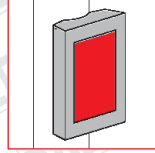


Symbols / Symbole / Symboles / Symbolen

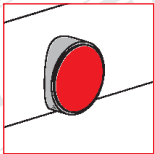
2



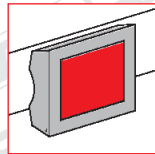
Front-Logo vertical possible
 Front-Logo vertikal möglich
 Front-Logo vertical possible
 Front-Logo verticaal mogelijk
 page 93



Display vertical possible
 Display vertikal möglich
 Display vertical possible
 Display verticaal mogelijk
 page 92



Front-Logo horizontal possible
 Front-Logo horizontal möglich
 Front-Logo horizontal possible
 Front-Logo horizontaal mogelijk
 page 93




Display horizontal possible
 Display horizontal möglich
 Display horizontal possible
 Display horizontaal mogelijk
 page 92



Top-Logo possible
 Top-Logo möglich
 Top-Logo possible
 Top-Logo mogelijk
 page 94



Other dimensions possible
 Andere Abmessungen möglich
 Autres dimensions possibles
 Andere afmetingen mogelijk





Line 180

*Page / Seite / Page / Pagina***40****2**

Deco line

*Page / Seite / Page / Pagina***48**

Line 45

*Page / Seite / Page / Pagina***60**

Industrial line

*Page / Seite / Page / Pagina***66**

Curve line

*Page / Seite / Page / Pagina***77**

Custom made

*Page / Seite / Page / Pagina***85**

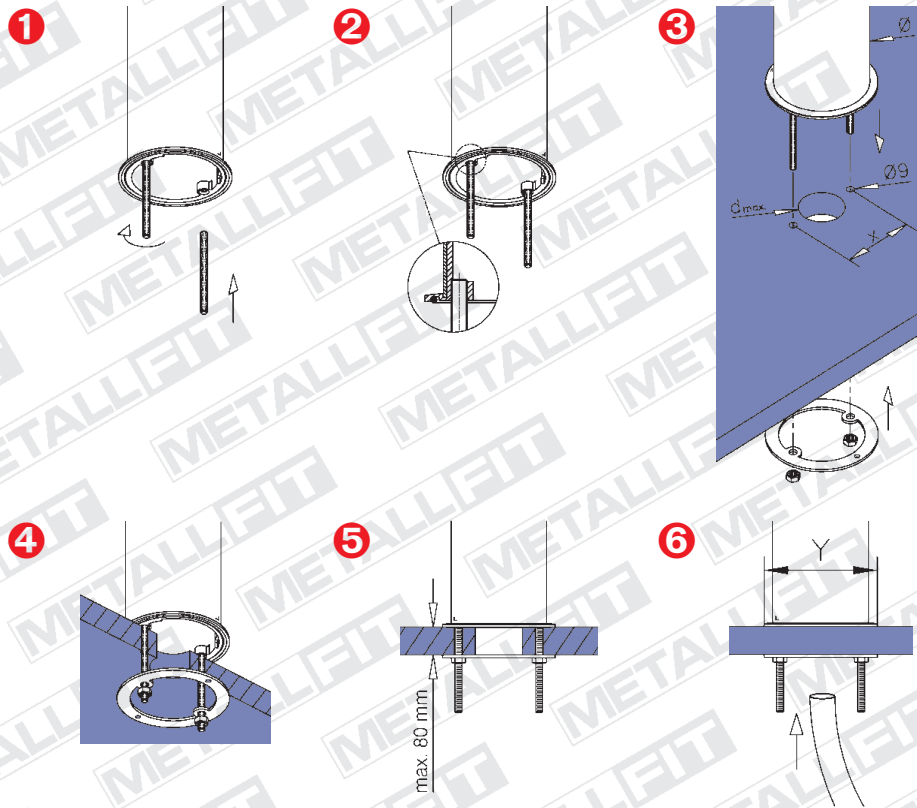
Accessories / Zubehör

Accessoires / Toebehoren

*Page / Seite / Page / Pagina***91**

2

Standard fixation / Standardbefestigung / Fixation standard / Standaardbevestiging

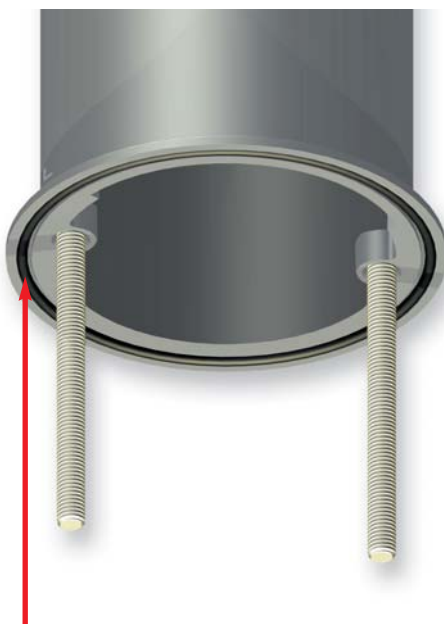


Ø	d max.	X	Y
76,2	Ø40	61	95
101,6	Ø70	86	120
129	Ø90	110	150
168,3	Ø128	150	225



Standard

Option (page 95)



with rubber ring / mit Gummiring / avec joint en caoutchouc / met rubberen ring




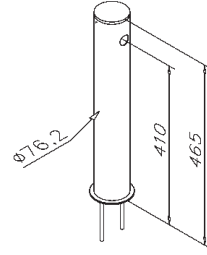
Line 180

2

Model 1000



Art.Nr.	
35.1000.001...	1

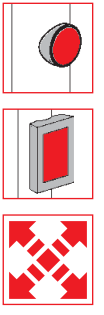
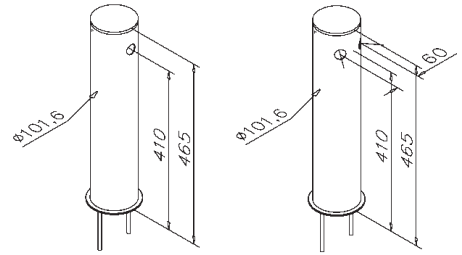


All dispensing towers incl. adapters for beer taps and mounting material, without taps and tubing!
Alle Schanksäulen inkl. Sattelringe und Befestigungsmaterial, ohne Schankhähne und ohne Leitungen!
Les colonnes à bière avec bagues fournies et vis de fixation, ne comprend ni les robinets ni les conduites!
Alle tapzuilen incl. zadelringen en montagemateriaal, zonder tapkranen en zonder leidingen!

Model 1050



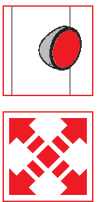
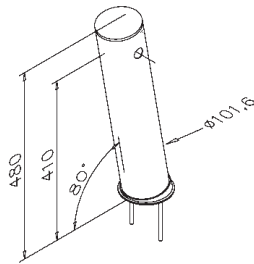
Art.Nr.	
35.1050.001...	1
35.1050.002...	2



Model 1100



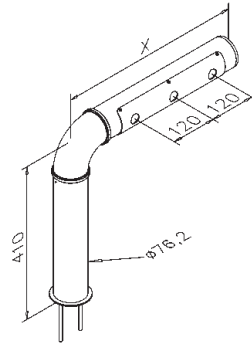
Art.Nr.	
35.1100.001...	1



Model 1150



Art.Nr.	X
35.1150.002...	370 2
35.1150.003...	490 3
35.1150.004...	610 4



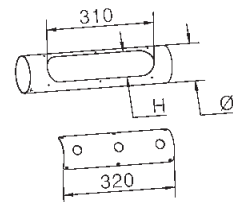

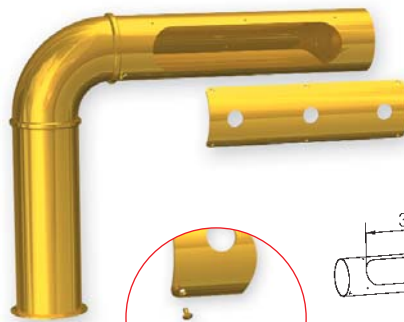
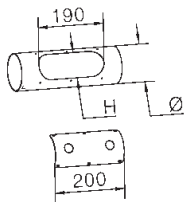
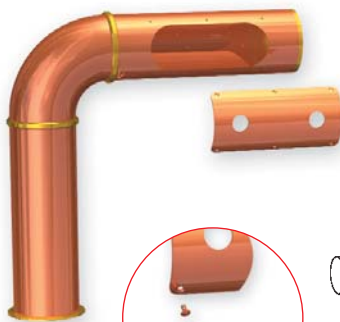
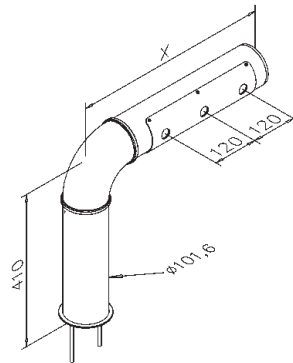
2



Model 1160



Art.Nr.	X
35.1160.002...	405 2
35.1160.003...	525 3
35.1160.004...	645 4

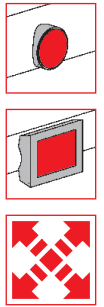
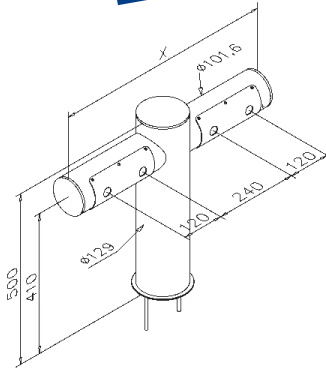


Ø	H
76,2	60
101,6	70
129	70
168,3	70

Model 1200



Art.Nr.	X
35.1200.004...	640 4
35.1200.005...	640 5
35.1200.006...	880 6



Art.Nr. 35.1200.004.12 + 4 x Art.Nr. 35.0200.101.20



Art.Nr. 35.1200.004.12 + 2 x Art.Nr. 35.0400.101.12

Finishes / Oberflächen / Finitions / Afwerkingen



polished stainless steel
Edelstahl poliert
Inox poli
RVS gepolijst

Art.Nr. ...10



satin stainless steel
Edelstahl gebürstet
Inox brossé
RVS geborsteld

Art.Nr. ...12



Brass effect polished
Messingeffekt poliert
Aspect laiton poli
Messing look gepolijst

Art.Nr.22



polished copper
Kupfer poliert
Cuivre poli
Roodkoper gepolijst

Art.Nr. ...24



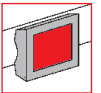
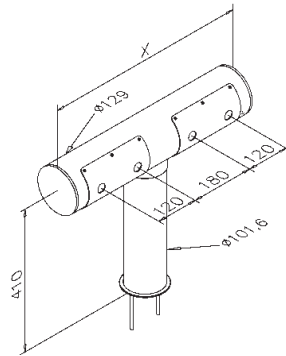
Copper antique
Kupfer antik
Cuivre vieilli
Roodkoper antiek

Art.Nr. ...13

Model 1250



Art.Nr.	X
35.1250.002...	580 2
35.1250.003...	580 3
35.1250.004...	580 4



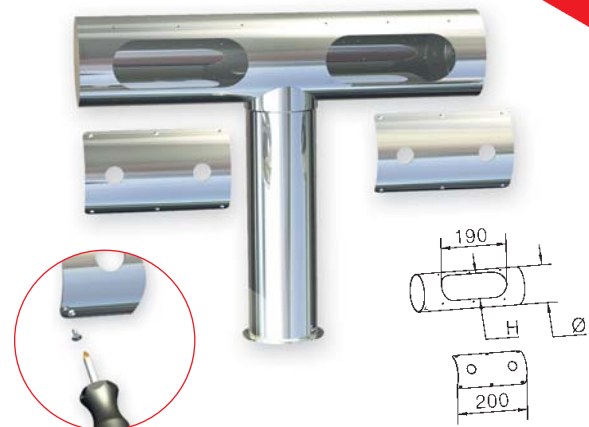
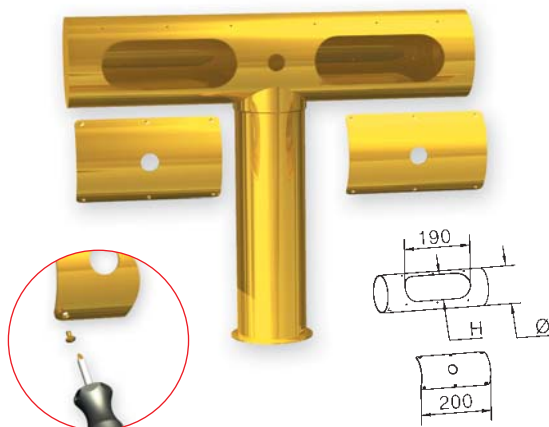
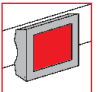
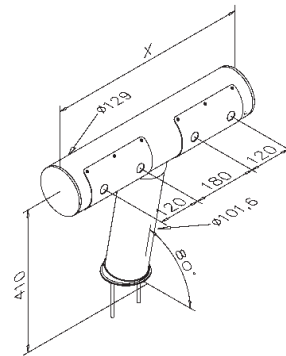
2



Model 1300



Art.Nr.	X
35.1300.002...	580 2
35.1300.003...	580 3
35.1300.004...	580 4



Ø	H
76,2	60
101,6	70
129	70
168,3	70

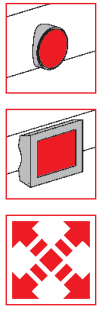
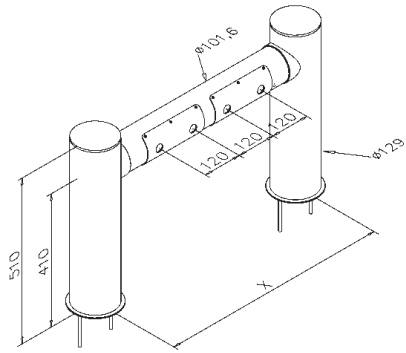
2

Model 1350



Art.Nr.	X
35.1350.004...	710 4
35.1350.005...	830 5
35.1350.006...	950 6

...10	...12	...22
...24	...13	

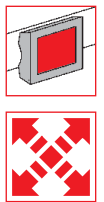
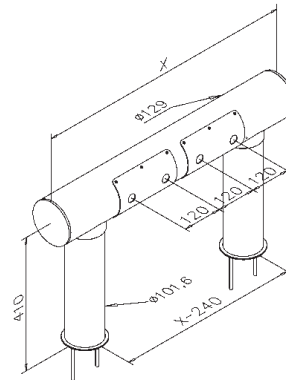


Model 1400



Art.Nr.	X
35.1400.004...	800 4
35.1400.005...	920 5
35.1400.006...	1040 6

...10	...12	...22
...24	...13	



Art.Nr. 35.1350.004.22 + 4 x Art.Nr. 35.0200.101.22

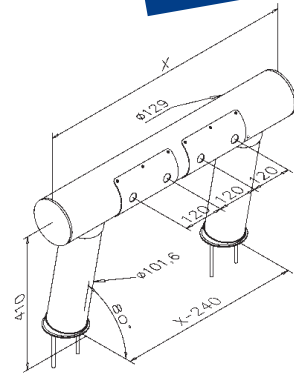


Art.Nr. 35.1350.004.10 + 1 x Art.Nr. 35.0400.101.10

Model 1450



Art.Nr.	X	
35.1450.004...	800	4
35.1450.005...	920	5
35.1450.006...	1040	6



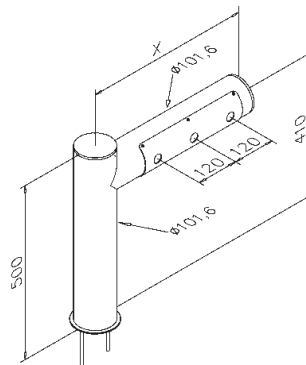
2



Model 1650



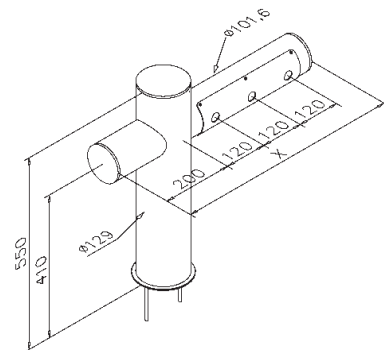
Art.Nr.	X	
35.1650.002...	355	2
35.1650.003...	475	3
35.1650.004...	595	4



Model 1700

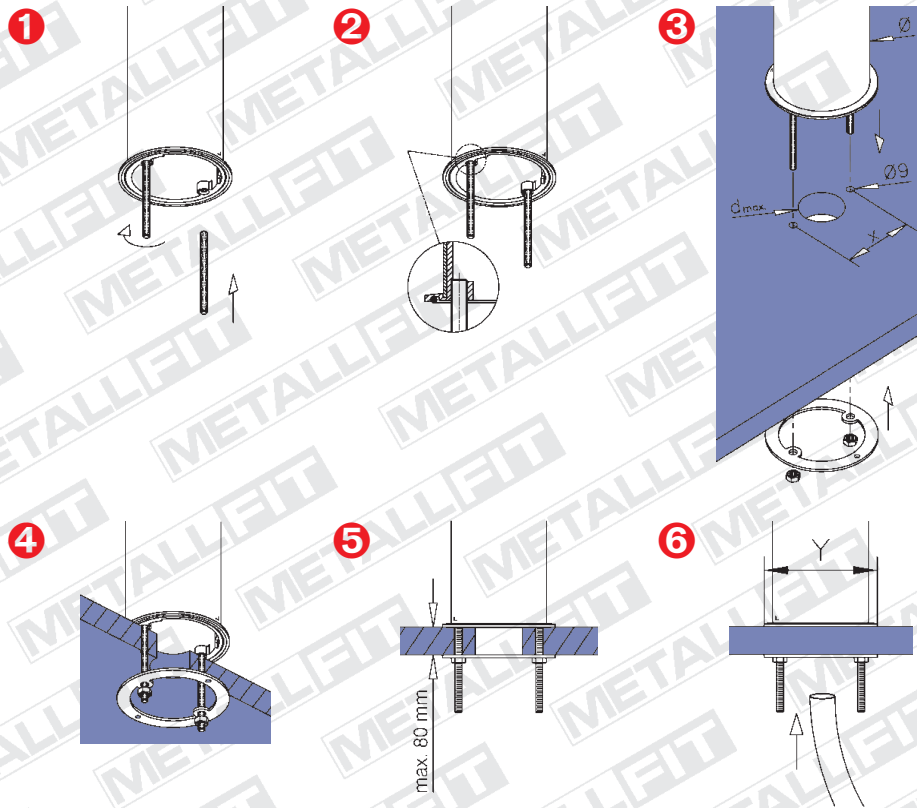


Art.Nr.	X	
35.1700.003...	640	3
35.1700.004...	760	4



2

Standard fixation / Standardbefestigung / Fixation standard / Standaardbevestiging

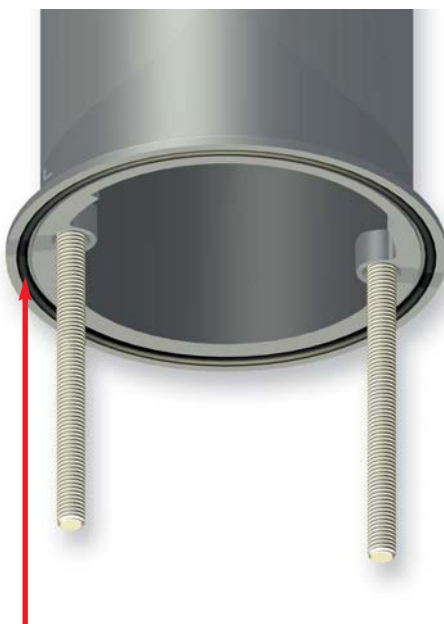


Ø	d max.	X	Y
76,2	Ø40	61	95
101,6	Ø70	86	120
129	Ø90	110	150
168,3	Ø128	150	225



Standard

Option (page 95)



with rubber ring / mit Gummiring / avec joint en caoutchouc / met rubberen ring

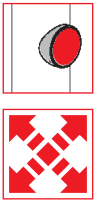
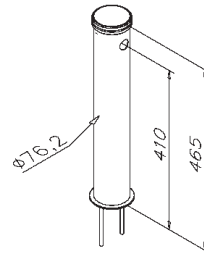


Deco line

Model 2000



Art.Nr.	
35.2000.001...	1

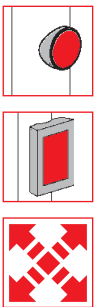
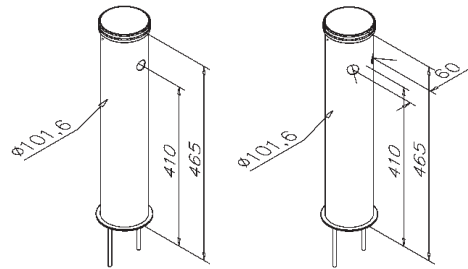


All dispensing towers incl. adapters for beer taps and mounting material, without taps and tubing!
Alle Schanksäulen inkl. Sattelringe und Befestigungsmaterial, ohne Schankhähne und ohne Leitungen!
Les colonnes à bière avec bagues fournies et vis de fixation, ne comprend ni les robinets ni les conduites!
Alle tapzuilen incl. zadelringen en montage materiaal, zonder tapkranen en zonder leidingen!

Model 2050



Art.Nr.	
35.2050.001...	1
35.2050.002...	2



Finishes / Oberflächen / Finitions / Afwerkingen



polished stainless steel
Edelstahl poliert
Inox poli
RVS gepolijst

Art.Nr. ...10



satin stainless steel
Edelstahl gebürstet
Inox brossé
RVS geborsteld

Art.Nr. ...12



Brass effect polished
Messingeffekt poliert
Aspect laiton poli
Messing look gepolijst

Art.Nr. ...22



polished copper
Kupfer poliert
Cuivre poli
Roodkoper gepolijst

Art.Nr. ...24



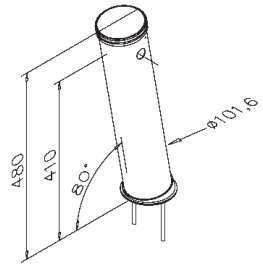
Copper antique
Kupfer antik
Cuivre vieilli
Roodkoper antiek

Art.Nr. ...13

Model 2100



Art.Nr.		
35.2100.001...	1 	
 ...10	 ...12	 ...22
 ...24	 ...13	



2



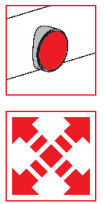
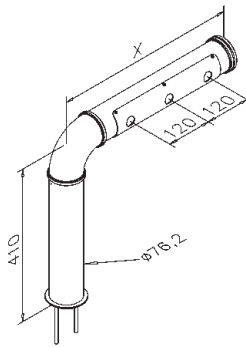
3 x Art.Nr. 35.2100.001.10

Model 2150

2



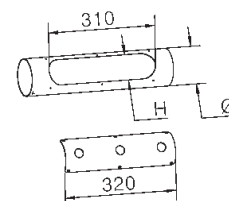

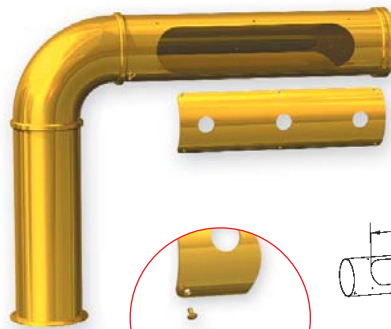
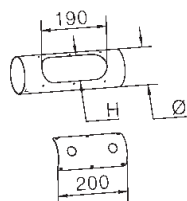
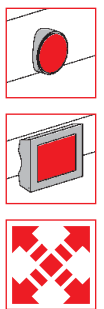
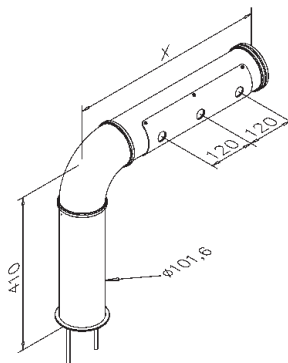
Art.Nr.	X
35.2150.002...	370 2
35.2150.003...	490 3
35.2150.004...	610 4



Model 2160



Art.Nr.	X
35.2160.002...	405 2
35.2160.003...	525 3
35.2160.004...	645 4

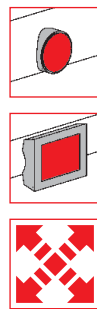
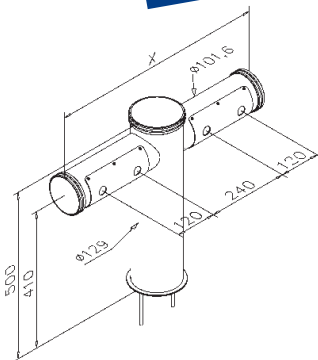


Ø	H
76,2	60
101,6	70
129	70
168,3	70

Model 2200



Art.Nr.	X
35.2200.004...	640 4
35.2200.005...	640 5
35.2200.006...	880 6



2



Model 2200
„Copper antique“

Finishes / Oberflächen / Finitions / Afwerkingen



polished stainless steel
Edelstahl poliert
Inox poli
RVS gepolijst

Art.Nr. ...10



satin stainless steel
Edelstahl gebürstet
Inox geborsteld
RVS geborsteld

Art.Nr. ...12



Brass effect polished
Messingeffekt poliert
Aspect laiton poli
Messing look gepolijst

Art.Nr. ...22



polished copper
Kupfer poliert
Cuivre poli
Roodkoper gepolijst

Art.Nr. ...24



Copper antique
Kupfer antik
Cuivre vieilli
Roodkoper antiek

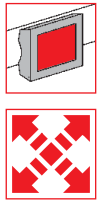
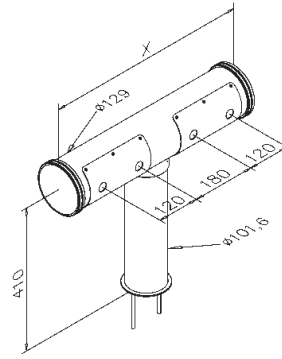
Art.Nr. ...13

2

Model 2250



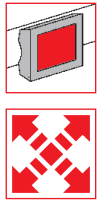
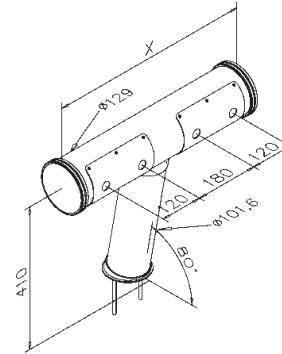
Art.Nr.	X
35.2250.002...	580 2
35.2250.003...	580 3
35.2250.004...	580 4



Model 2300



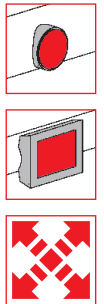
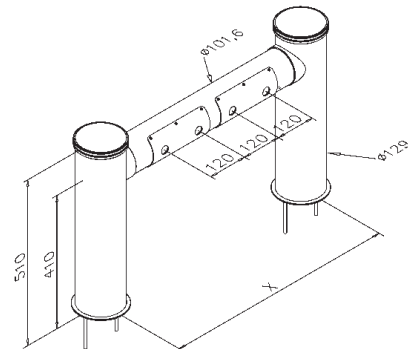
Art.Nr.	X
35.2300.002...	580 2
35.2300.003...	580 3
35.2300.004...	580 4



Model 2350



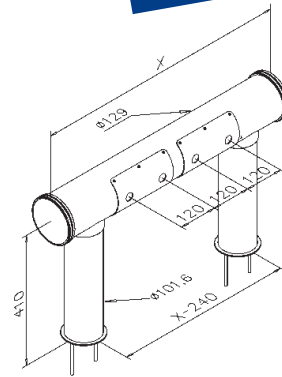
Art.Nr.	X
35.2350.004...	710 4
35.2350.005...	830 5
35.2350.006...	950 6



Model 2400



Art.Nr.	X
35.2400.004...	800 4
35.2400.005...	920 5
35.2400.006...	1040 6



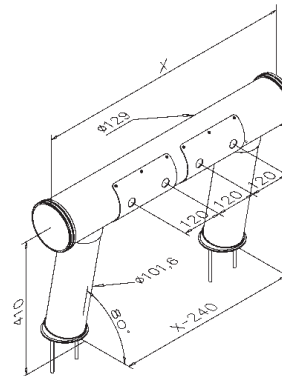
2



Model 2450



Art.Nr.	X
35.2450.004...	800 4
35.2450.005...	920 5
35.2450.006...	1040 6



Art.Nr. 35.2350.004.24 + 4 x Art.Nr. 35.0200.101.24



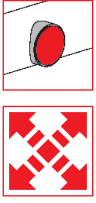
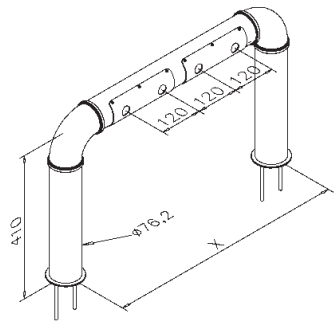
Art.Nr. 35.2400.004.22 + 2 x Art.Nr. 35.0400.129.22

2

Model 2500




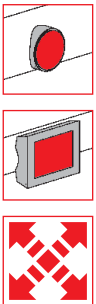
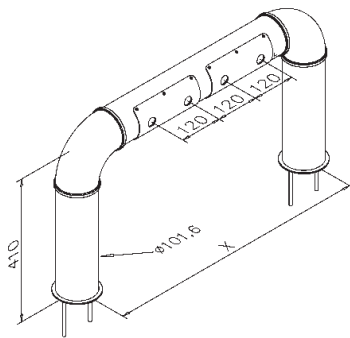
Art.Nr.	X	
35.2500.002...	440	2
35.2500.003...	560	3
35.2500.004...	680	4
35.2500.005...	800	5
35.2500.006...	920	6



Model 2550



Art.Nr.	X	
35.2550.004...	750	4
35.2550.005...	870	5
35.2550.006...	990	6



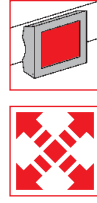
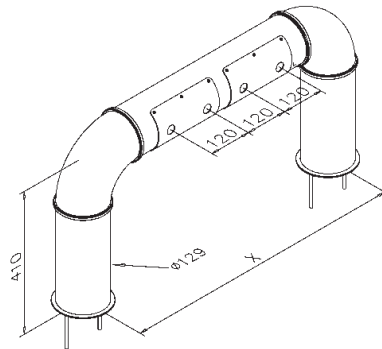
Model 2500 „polished copper“

Model 2500 „Front-Logos“

Model 2560



Art.Nr.	X
35.2560.004...	810 4
35.2560.005...	930 5
35.2560.006...	1050 6



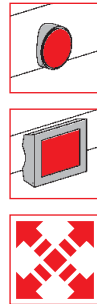
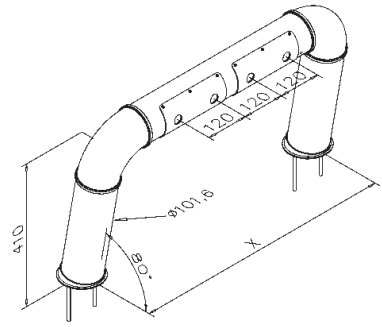
2



Model 2600



Art.Nr.	X
35.2600.004...	750 4
35.2600.005...	870 5
35.2600.006...	990 6



Finishes / Oberflächen / Finitions / Afwerkingen



polished stainless steel
Edelstahl poliert
Inox poli
RVS gepolijst

Art.Nr. ...10



satin stainless steel
Edelstahl gebürstet
Inox geborstet
RVS geborsteld

Art.Nr. ...12



Brass effect polished
Messingeffekt poliert
Aspect laiton poli
Messing look gepolijst

Art.Nr. ...22



polished copper
Kupfer poliert
Cuivre poli
Roodkoper gepolijst

Art.Nr. ...24

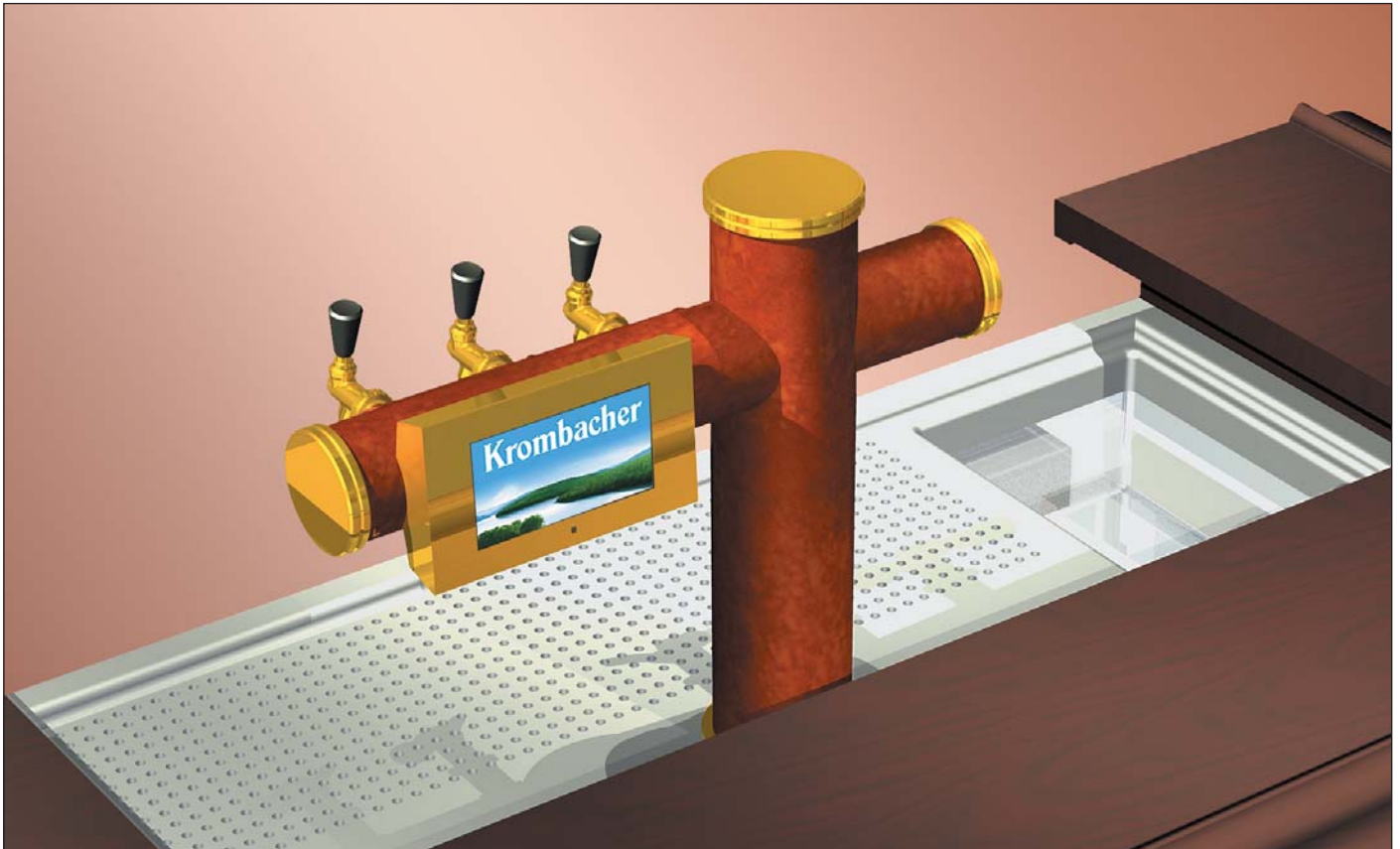


Copper antique
Kupfer antik
Cuivre vieilli
Roodkoper antiek

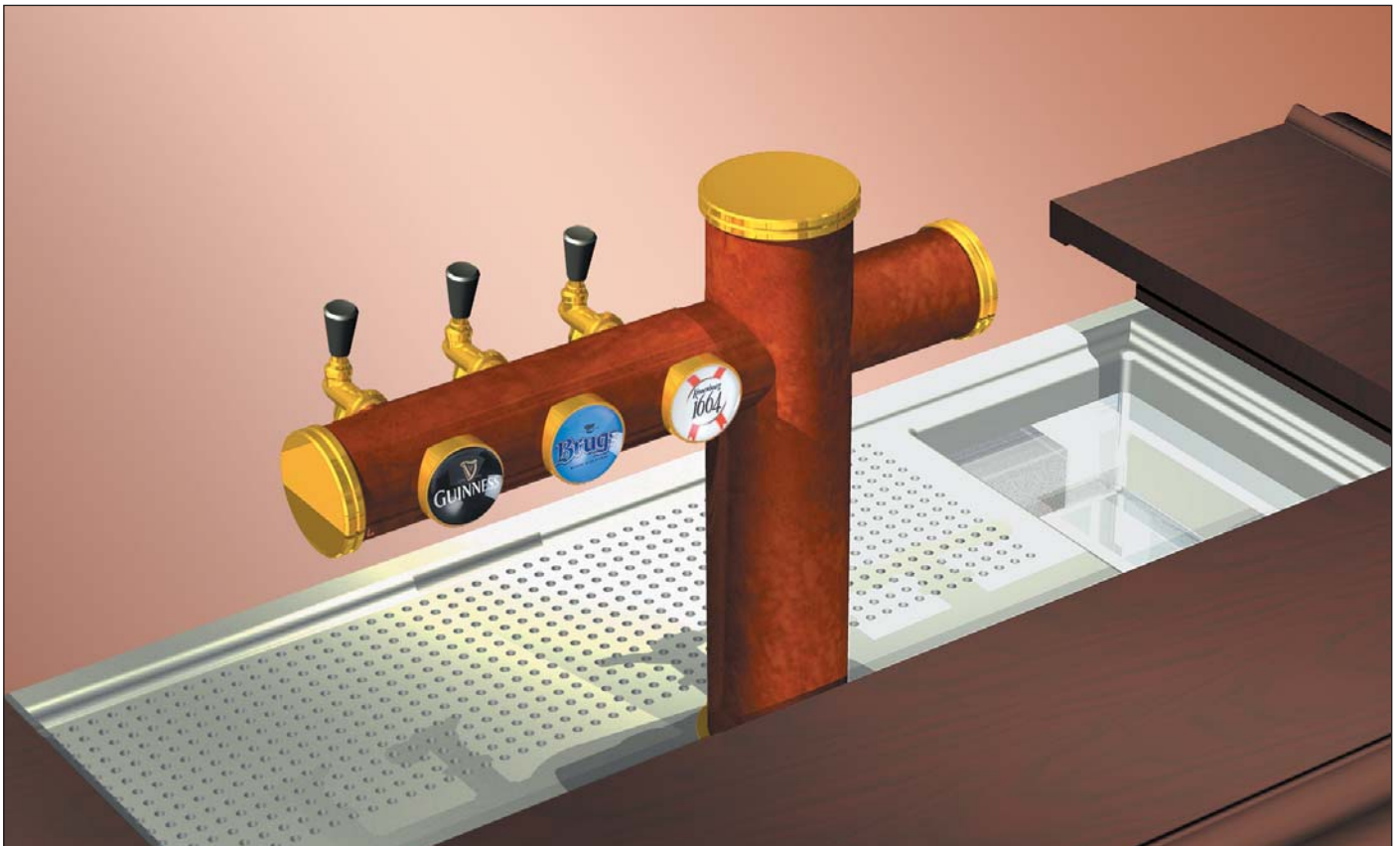
Art.Nr. ...13



2



Art.Nr. 35.2700.003.13 + 1 x Art.Nr. 35.0400.101.22



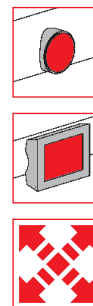
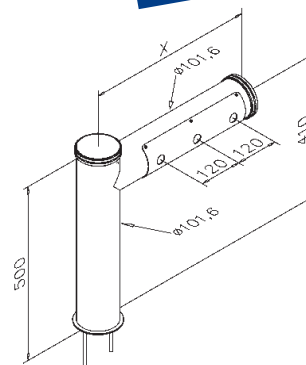
Art.Nr. 35.2700.003.13 + 3 x Art.Nr. 35.0200.101.22

Model 2650



Art.Nr.	X
35.2650.002...	355 2
35.2650.003...	475 3
35.2650.004...	595 4

...10 ...12



2

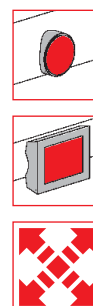
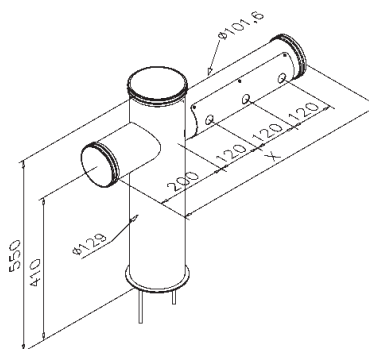


Model 2700



Art.Nr.	X
35.2700.003...	640 3
35.2700.004...	760 4

...10 ...12 ...22
...24 ...13



Finishes / Oberflächen / Finitions / Afwerkingen



polished stainless steel
Edelstahl poliert
Inox poli
RVS gepolijst

Art.Nr. ...10



satin stainless steel
Edelstahl gebürstet
Inox geborstet
RVS geborsteld

Art.Nr. ...12



Brass effect polished
Messingeffekt poliert
Aspect laiton poli
Messing look gepolijst

Art.Nr. ...22



polished copper
Kupfer poliert
Cuivre poli
Roodkoper gepolijst

Art.Nr. ...24

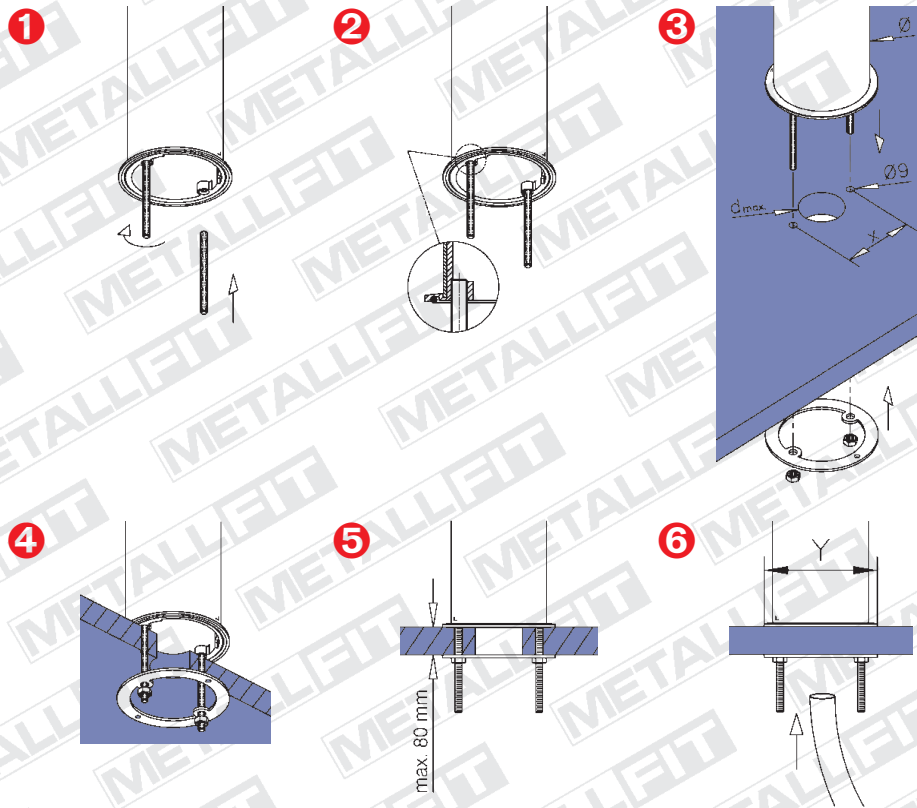


Copper antique
Kupfer antik
Cuivre vieilli
Roodkoper antiek

Art.Nr. ...13

2

Standard fixation / Standardbefestigung / Fixation standard / Standaardbevestiging

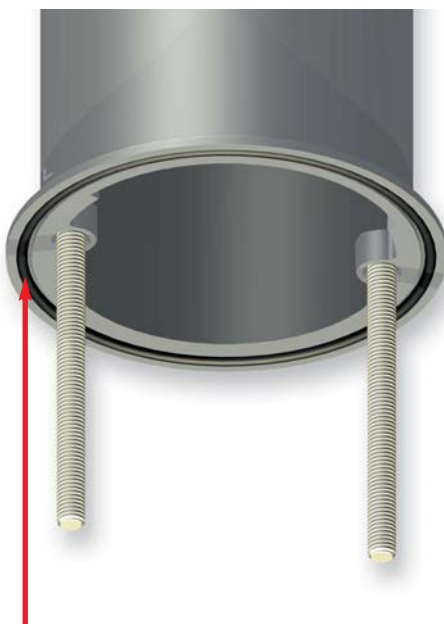


Ø	d max.	X	Y
76,2	Ø40	61	95
101,6	Ø70	86	120
129	Ø90	110	150
168,3	Ø128	150	225



Standard

Option (page 95)



with rubber ring / mit Gummiring / avec joint en caoutchouc / met rubberen ring



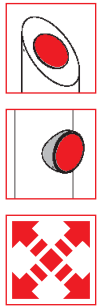
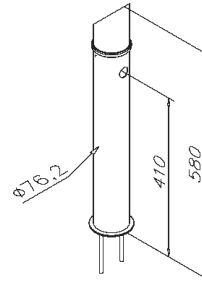
Line 45

2

Model 3000



Art.Nr.	
35.3000.001...	1
	...10 ...12 ...22
	...24 ...13

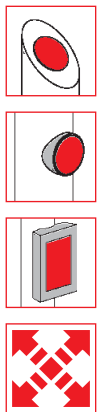
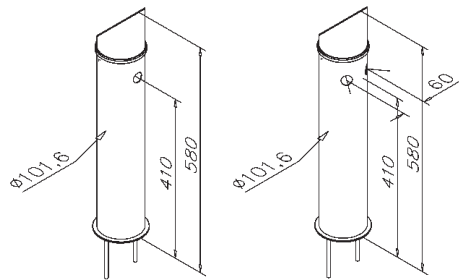


All dispensing towers incl. adapters for beer taps and mounting material, without taps and tubing!
Alle Schanksäulen inkl. Sattelringe und Befestigungsmaterial, ohne Schankhähne und ohne Leitungen!
Les colonnes à bière avec bagues fournies et vis de fixation, ne comprend ni les robinets ni les conduites!
Alle tapzuilen incl. zadelringen en montage materiaal, zonder tapkranen en zonder leidingen!

Model 3050




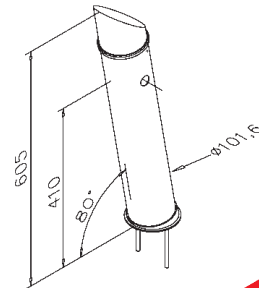
Art.Nr.	
35.3050.001...	1
35.3050.002...	2
	...10 ...12 ...22
	...24 ...13



Model 3100



Art.Nr.	
35.3100.001...	1
	...10 ...12 ...22
	...24 ...13





3 x Art.Nr. 35.3050.001.12 + 3 x Art.Nr. 35.0100.000.00

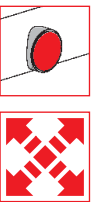
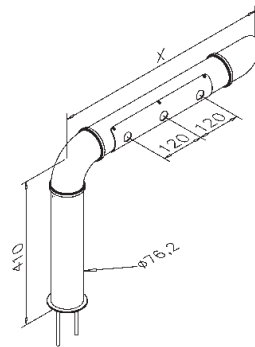


Art.Nr. 35.3050.001.12 + Art.Nr. 35.0200.101.20
Art.Nr. 35.3050.001.12 + Art.Nr. 35.0400.101.12

Model 3150



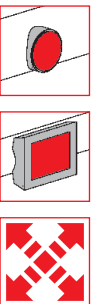
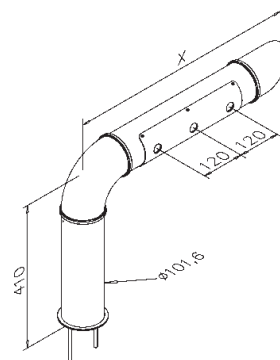
Art.Nr.	X
35.3150.002...	500 2
35.3150.003...	620 3
35.3150.004...	740 4



Model 3160



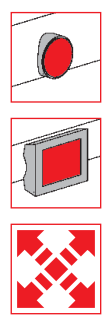
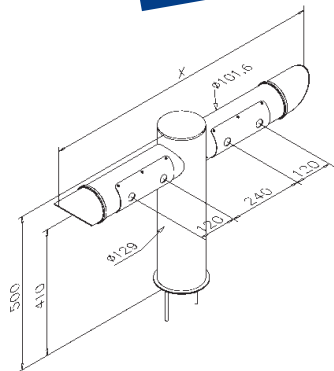
Art.Nr.	X
35.3160.002...	535 2
35.3160.003...	655 3
35.3160.004...	775 4



Model 3200



Art.Nr.	X
35.3200.004...	920 4
35.3200.005...	920 5
35.3200.006...	1160 6

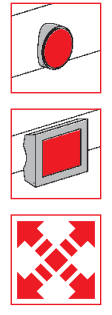
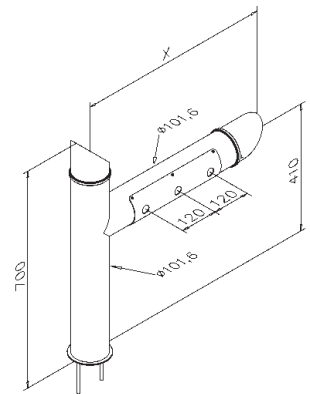


Model 3650



Art.Nr.	X
35.3650.002...	500 2
35.3650.003...	620 3
35.3650.004...	740 4

--	--




Finishes / Oberflächen / Finitions / Afwerkingen




polished stainless steel
Edelstahl poliert
Inox poli
RVS gepolijst
Art.Nr. ...10



satin stainless steel
Edelstahl gebürstet
Inox brossé
RVS geborsteld
Art.Nr. ...12



Brass effect polished
Messingeffekt poliert
Aspect laiton poli
Messing look gepolijst
Art.Nr. ...22



polished copper
Kupfer poliert
Cuivre poli
Roodkoper gepolijst
Art.Nr. ...24

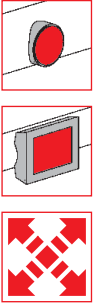
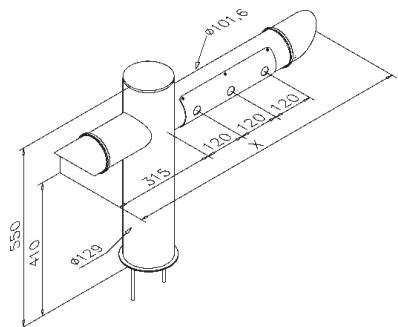


Copper antique
Kupfer antik
Cuivre vieilli
Roodkoper antiek
Art.Nr. ...13


Model 3700



Art.Nr.	X
35.3700.003...	890 3
35.3700.004...	1010 4



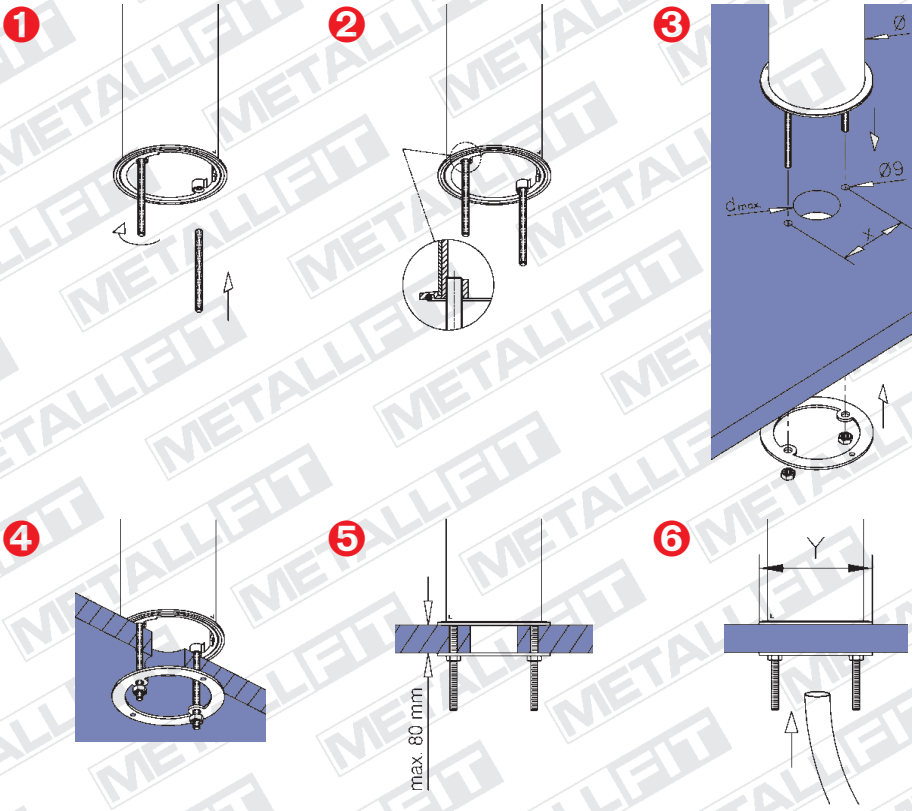
2



Art.Nr. 35.3700.003.13 + 3 x Art.Nr. 35.0200.101.22

2

Standard fixation / Standardbefestigung / Fixation standard / Standaardbevestiging

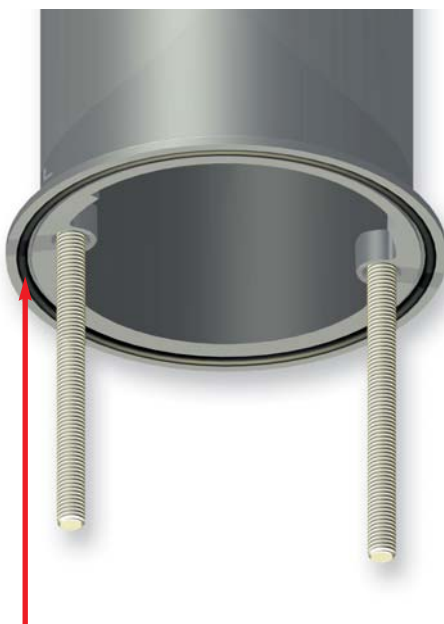


Ø	d max.	X	Y
76,2	Ø40	61	95
101,6	Ø70	86	120
129	Ø90	110	150
168,3	Ø128	150	225



Standard

Option (page 95)



with rubber ring / mit Gummiring / avec joint en caoutchouc / met rubberen ring



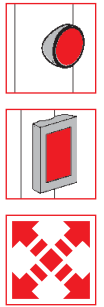
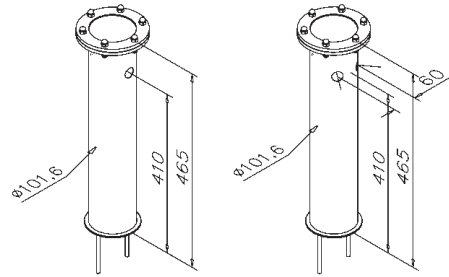
Industrial line

Model 4050



Art.Nr.	
35.4050.001...	1
35.4050.002...	2

...10	...12	...22
...24	...13	



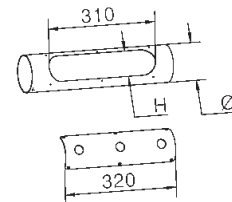
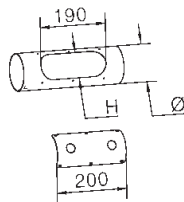


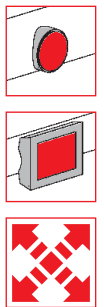
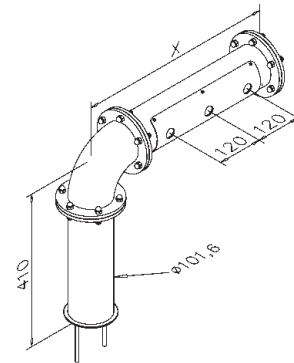
All dispensing towers incl. adapters for beer taps and mounting material, without taps and tubing!
Alle Schanksäulen inkl. Sattelringe und Befestigungsmaterial, ohne Schankhähne und ohne Leitungen!
Les colonnes à bière avec bagues fournies et vis de fixation, ne comprend ni les robinets ni les conduites!
Alle tapzuilen incl. zadelringen en montage materiaal, zonder tapkranen en zonder leidingen!

Model 4160



Art.Nr.	X
35.4160.002...	405 2
35.4160.003...	525 3
35.4160.004...	645 4

...10	...12	...22
...24	...13	

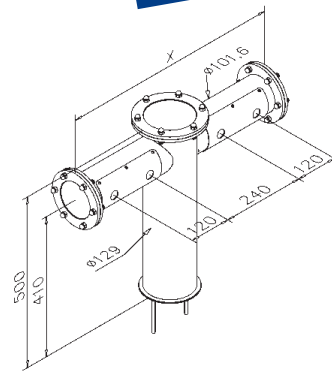


Ø	H
76,2	60
101,6	70
129	70
168,3	70

Model 4200



Art.Nr.	X
35.4200.004...	640 4
35.4200.005...	640 5
35.4200.006...	880 6



2

Model 4200
„Brass effect polished“

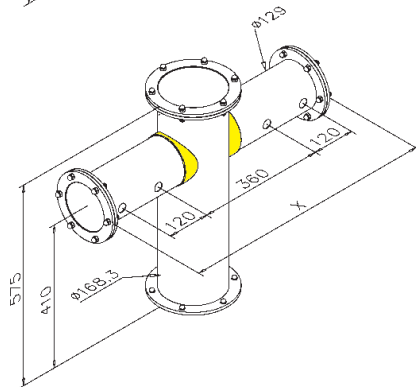
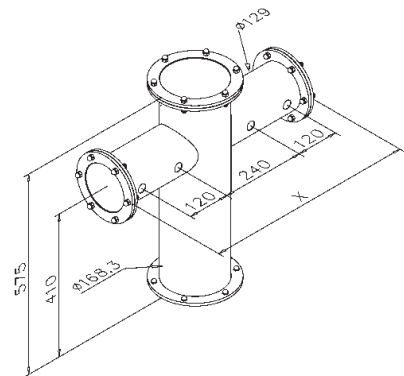
Model 4210



Art.Nr.	X
35.4210.004...	600 4
35.4210.005...	600 5
35.4210.006...	840 6



Art.Nr.	X
35.4210.004...	720 4
35.4210.005...	720 5
35.4210.006...	960 6

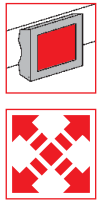
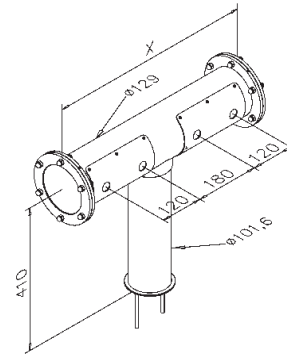


2

Model 4250



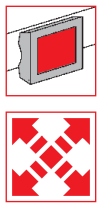
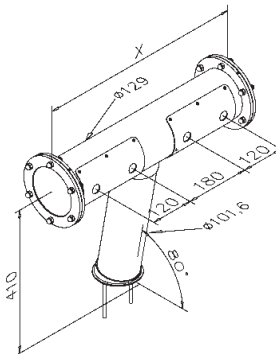
Art.Nr.	X
35.4250.002...	580 2
35.4250.003...	580 3
35.4250.004...	580 4



Model 4300



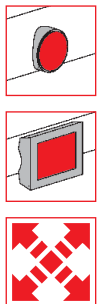
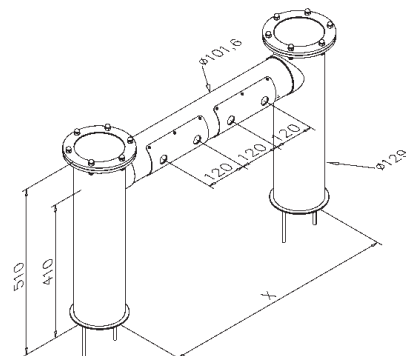
Art.Nr.	X
35.4300.002...	580 2
35.4300.003...	580 3
35.4300.004...	580 4



Model 4350



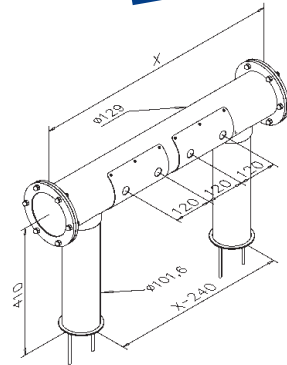
Art.Nr.	X
35.4350.004...	710 4
35.4350.005...	830 5
35.4350.006...	950 6



Model 4400



Art.Nr.	X
35.4400.004...	800 4
35.4400.005...	920 5
35.4400.006...	1040 6



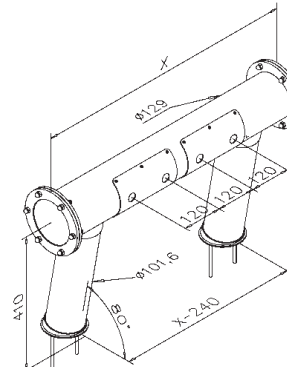
2



Model 4450



Art.Nr.	X
35.4450.004...	800 4
35.4450.005...	920 5
35.4450.006...	1040 6



Art.Nr. 35.4350.004.24 + 4 x Art.Nr. 35.0200.101.24



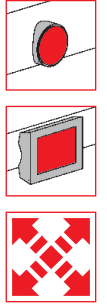
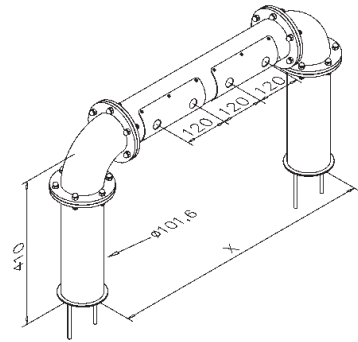
Art.Nr. 35.4400.004.12 + 2 x Art.Nr. 35.0400.129.12

2

Model 4550



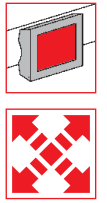
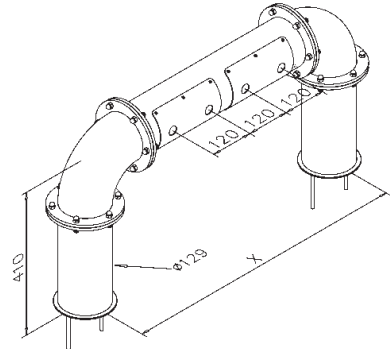
Art.Nr.	X
35.4550.004...	750 4
35.4550.005...	870 5
35.4550.006...	990 6



Model 4560



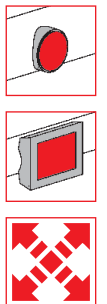
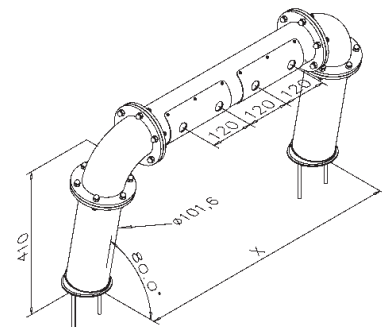
Art.Nr.	X
35.4560.004...	810 4
35.4560.005...	930 5
35.4560.006...	1050 6



Model 4600



Art.Nr.	X
35.4600.004...	750 4
35.4600.005...	870 5
35.4600.006...	990 6

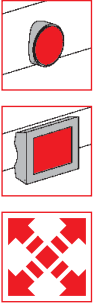
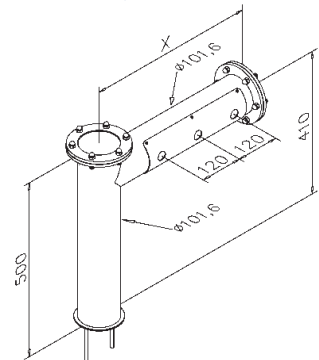


Model 4650



Art.Nr.	X
35.4650.002...	355 2
35.4650.003...	475 3
35.4650.004...	595 4

...10 ...12



2

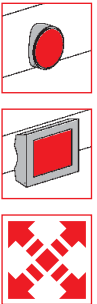
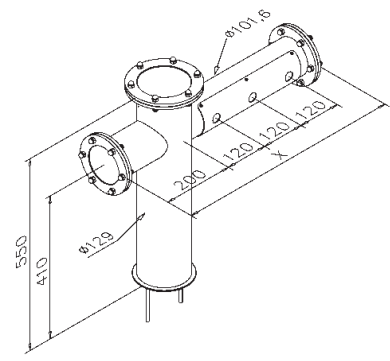


Model 4700



Art.Nr.	X
35.4700.003...	640 3
35.4700.004...	760 4

...10 ...12 ...22
 ...24 ...13




Model 4700
 „Front-Logos“

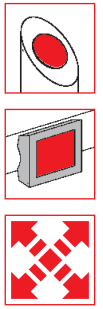
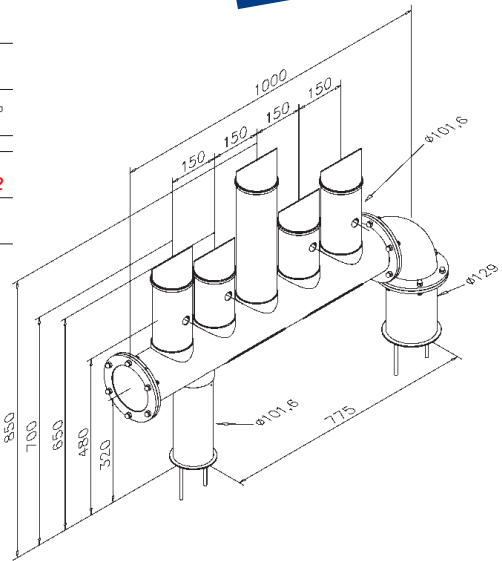


Model 4700
 „Front-Logos“

Model 4800



Art.Nr.	
35.4800.004...	4
...10	...12
...24	...13

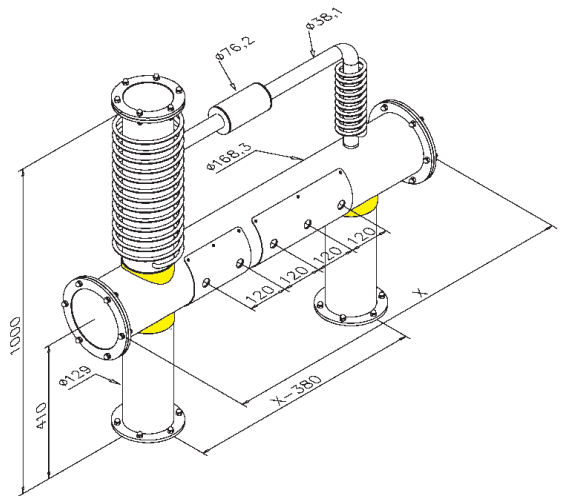
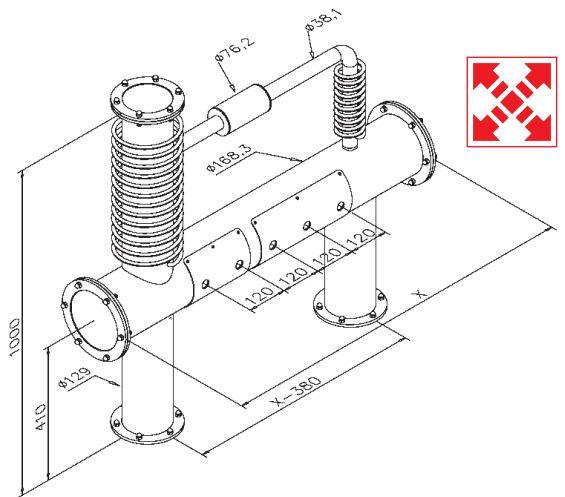


Model 4850



Art.Nr.	X
35.4850.004...	980 4
35.4850.005...	1100 5
35.4850.006...	1220 6
35.4850.007...	1340 7
35.4850.008...	1460 8

...10	...12
...24	...13




NEW DESIGN

Art.Nr.	X
35.4850.004...	980 4
35.4850.005...	1100 5
35.4850.006...	1220 6
35.4850.007...	1340 7
35.4850.008...	1460 8

...22





Model 35.4850.005.10

Model 35.4850.005.22

Model 35.4850.005.24

Model 35.4850.005.13



Finishes / Oberflächen / Finitions / Afwerkingen



polished stainless steel
Edelstahl poliert
Inox poli
RVS gepolijst

Art.Nr. ...10



satin stainless steel
Edelstahl gebürstet
Inox brossé
RVS geborsteld

Art.Nr. ...12



Brass effect polished
Messingeffekt poliert
Aspect laiton poli
Messing look gepolijst

Art.Nr. ...22



polished copper
Kupfer poliert
Cuivre poli
Roodkoper gepolijst

Art.Nr. ...24



Copper antique
Kupfer antik
Cuivre vieilli
Roodkoper antiek

Art.Nr. ...13



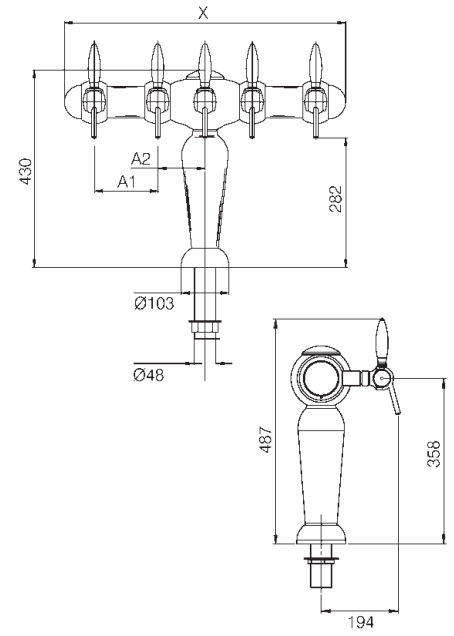


Curve line

Model 36 - 0100



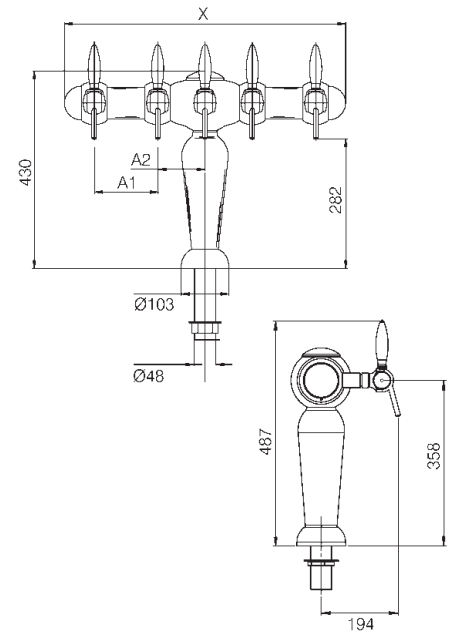

Art.Nr.	X	A1	A2	
36.0100.001...	112			1
36.0100.002...	454	162		2
36.0100.003...	454	162		3
36.0100.004...	612	138	102	4
36.0100.005...	612	138	102	5



Model 36 - 0150



Art.Nr.	X	A1	A2	
36.0150.001...	112			1
36.0150.002...	454	162		2
36.0150.003...	454	162		3
36.0150.004...	612	138	102	4
36.0150.005...	612	138	102	5

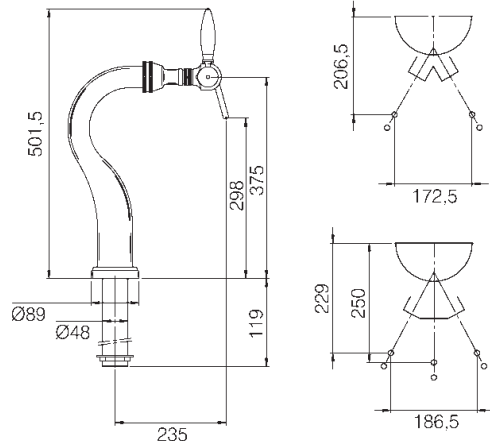


All dispensing towers incl. adapters for beer taps and mounting material, without taps and tubing!
Alle Schanksäulen inkl. Sattelringe und Befestigungsmaterial, ohne Schankhähne und ohne Leitungen!
Les colonnes à bière avec bagues fournies et vis de fixation, ne comprend ni les robinets ni les conduites!
Alle tapzuilen incl. zadelringen en montage materiaal, zonder tapkranen en zonder leidingen!

Model 36 - 0200



Art.Nr.	
36.0200.001...	1
36.0200.002...	2
36.0200.003...	3



2

Model 36 - 0250



Art.Nr.	
36.0250.001...	1
36.0250.002...	2

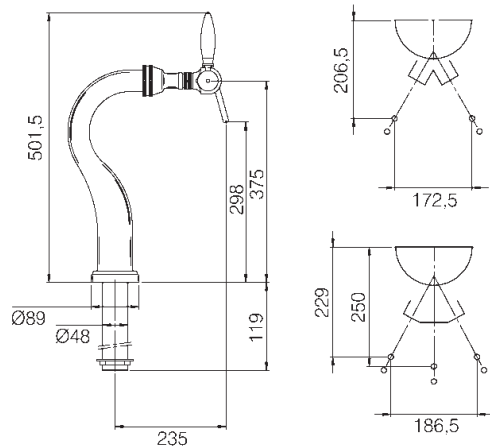


For production of your Logo please send us an eps-file.

Zur Produktion Ihres Logos senden Sie uns bitte eine eps-Datei.

Pour la réalisation des différents logos nous faire parvenir le film en eps.



Voor het produceren van Uw Logo, dient U ons te voorzien van een EPS-file.





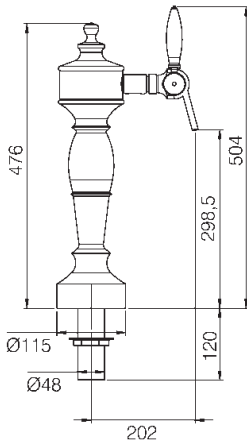
<p>Finishes Oberflächen Finitions Afwerkingen</p>		<p>Brass polished Messing poliert Laiton poli Messing gepolijst Art.Nr. ...10</p>		<p>Brass chrome plated Messing verchromt Laiton chromé Messing verchroomd Art.Nr. ...17</p>
--	--	---	--	---

2



Model 36 - 0400



Art.Nr.	
36.0400.001...	1 
36.0400.002...	2 

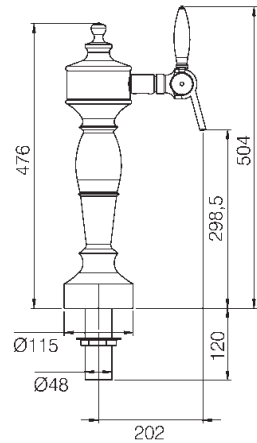
 





Model 36 - 0450


Art.Nr.	
36.0450.001...	1 
36.0450.002...	2 

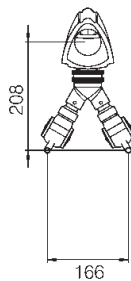
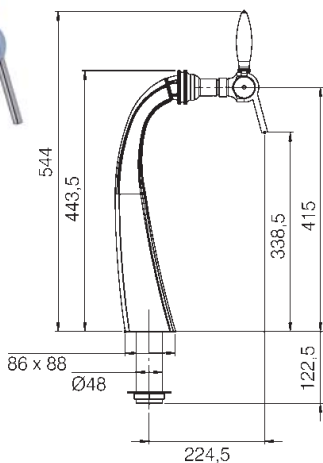
 





Model 36 - 0500



Art.Nr.	
36.0500.001...	1 
36.0500.002...	2 

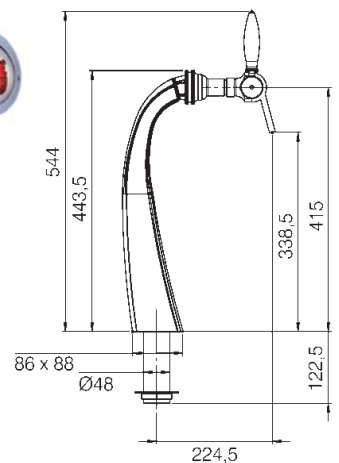
 



Model 36 - 0550

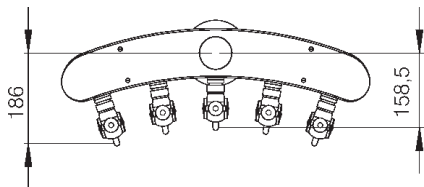
Art.Nr.	
36.0550.001...	1 
36.0550.002...	2 



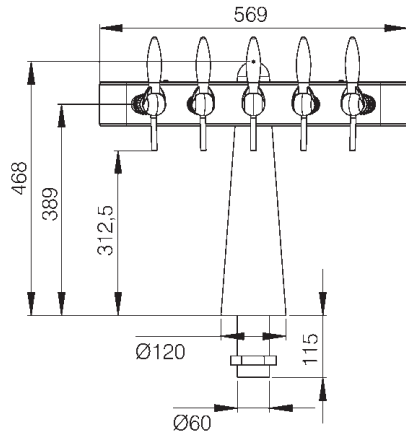
All dispensing towers incl. adapters for beer taps and mounting material, without taps and tubing!
Alle Schanksäulen inkl. Sattelringe und Befestigungsmaterial, ohne Schankhähne und ohne Leitungen!
Les colonnes à bière avec bagues fournies et vis de fixation, ne comprend ni les robinets ni les conduites!
Alle tapzuilen incl. zadelringen en montagemateriaal, zonder tapkranen en zonder leidingen!

Model 36 - 0600

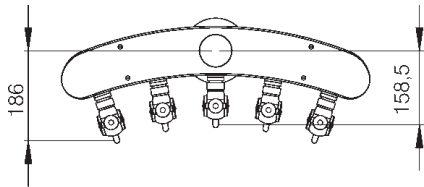


Art.Nr.	
36.0600.003...	3
36.0600.004...	4
36.0600.005...	5

...10 ...17

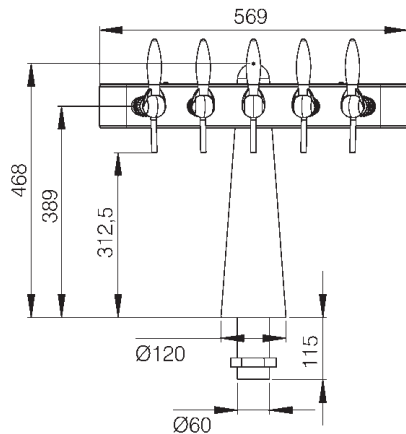


Model 36 - 0650



Art.Nr.	
36.0650.003...	3
36.0650.004...	4
36.0650.005...	5

...10 ...17



For production of your Logo please send us an eps-file.

Zur Produktion Ihres Logos senden Sie uns bitte eine eps-Datei.



Pour la réalisation des différents logos nous faire parvenir le film en eps.



Voor het produceren van Uw Logo, dient U ons te voorzien van een EPS-file.

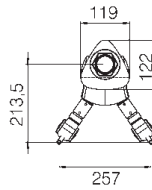
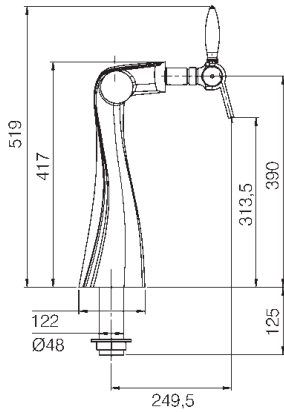
<p>Finishes Oberflächen Finitions Afwerkingen</p>		<p>Brass polished Messing poliert Laiton poli Messing gepolijst Art.Nr. ...10</p>		<p>Brass chrome plated Messing verchromt Laiton chromé Messing verchroomd Art.Nr. ...17</p>
--	---	---	--	---

2



Model 36 - 0700



Art.Nr.	
36.0700.001...	1 
36.0700.002...	2 

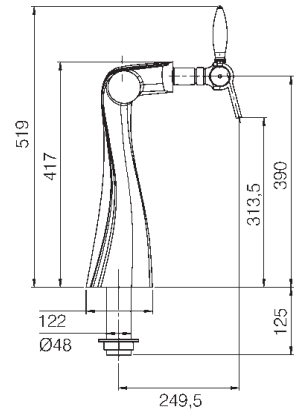
 ...10  ...17



Model 36 - 0750

Art.Nr.	
36.0750.001...	1 
36.0750.002...	2 

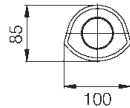
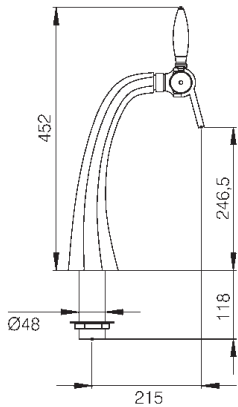
 ...10  ...17



Model 36 - 0900

Art.Nr.	
36.0900.001...	1 

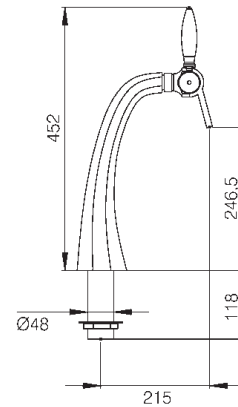
 ...10  ...17



Model 36 - 0950

Art.Nr.	
36.0950.001...	1 

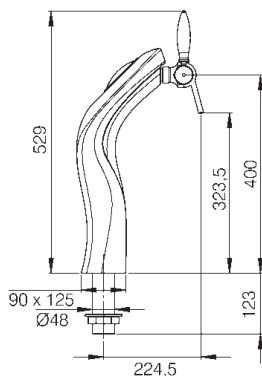
 ...10  ...17




Model 36 - 1050



Art.Nr.	
36.1050.001...	1 

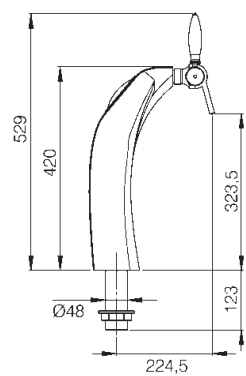
 ...10  ...17




Model 36 - 1150

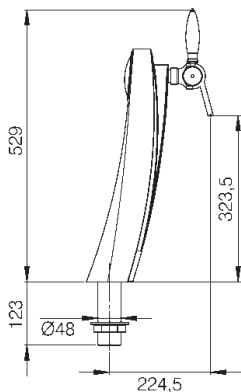
Art.Nr.	
36.1150.001...	1 

 ...10  ...17





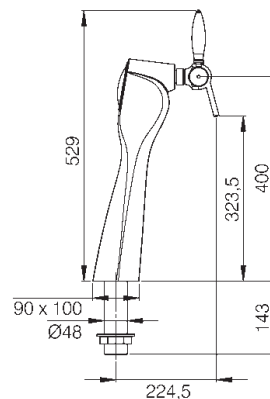
Model 36 - 1250

Art.Nr.	
36.1250.001...	1 
	...10 ...17



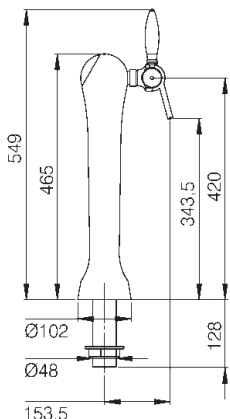
Model 36 - 1350

Art.Nr.	
36.1350.001...	1 
	...10 ...17



Model 36 - 1450


Art.Nr.	
36.1450.001...	1 
	...10 ...17



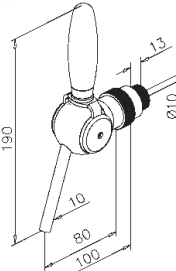


Alpha Compensator dispensing valve
Alpha Kompensator-Hahn
Alpha robinet compensateur
Alpha compensator bierkraan

Art.Nr.
30.8120.013...

	...10 ...17
---	-------------

only for „Curve line“





For production of your Logo please send us an eps-file.
Zur Produktion Ihres Logos senden Sie uns bitte eine eps-Datei.
Pour la réalisation des différents logos nous faire parvenir le film en eps.
Voor het produceren van Uw Top-Logo, dient U ons te voorzien van een EPS-file.

All dispensing towers incl. adapters for beer taps and mounting material, without taps and tubing!
Alle Schanksäulen inkl. Satterringe und Befestigungsmaterial, ohne Schankhähne und ohne Leitungen!
Les colonnes à bière avec bagues fournies et vis de fixation, ne comprend ni les robinets ni les conduites!
Alle tapzuilen incl. zadelringen en montagemateriaal, zonder tapkranen en zonder leidingen!

<p>Finishes Oberflächen Finitions Afwerkingen</p>	 <p>Brass polished Messing poliert Laiton poli Messing gepolijst Art.Nr. ...10</p>	 <p>Brass chrome plated Messing verchromt Laiton chromé Messing verchroomd Art.Nr. ...17</p>
--	---	--





Custom made

2



CM 001

Next to our extensive standard delivery program we are able to make your individual dispensing tower dream come true. On the next pages you can see the already realized ideas.


Neben unserem umfangreichen Standardprogramm verfügen wir über die technischen Voraussetzungen, Schanksäulen auch ganz nach Ihren individuellen Wünschen zu fertigen. Auf den folgenden Seiten sehen Sie eine kleine Auswahl bereits realisierter Ideen.

Outre notre gamme étendue de colonnes à bière, nous pouvons également fabriquer la colonne de vos rêves! Page suivante exemple de créations originales.

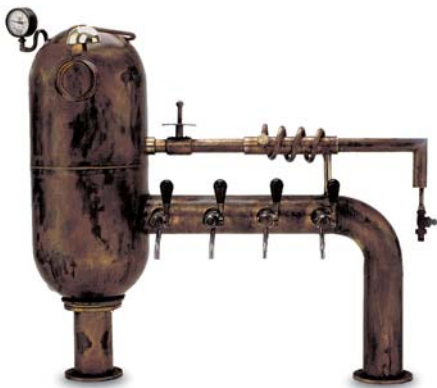
Naast ons uitgebreide standaard programma beschikken wij ook over de mogelijkheid om tapzuilen te produceren volgens uw specifieke wens. Op de volgende pagina's kunt U de reeds gerealiseerde tapzuilen aanschouwen.




CM 002



CM 003



CM 004



CM 005

Custom made

2



CM 006



CM 007



CM 008



CM 009



CM 010



CM 011



CM 012



CM 013



CM 014



CM 015



Custom made

2




CM 016



CM 017




CM 018



CM 019



CM 020



CM 021



CM 022

CM 023 - CM 027: Laser branding with LED

2



CM 023



CM 024




CM 027



CM 025



CM 026



CM 028



CM 029



CM 030



CM 031





Accessories
Zubehör
Accessoires
Toebehoren

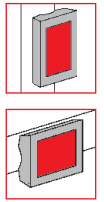
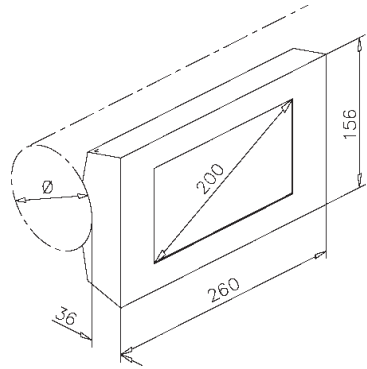
2



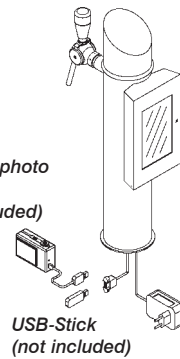
Display	
Art.Nr.	Ø
35.0400.101...	101,6
35.0400.129...	129



128 MB internal memory
800 x 400 pixel



Camera
Kamera
Appareil photo
Camera
(not included)



USB-Stick
(not included)

Finishes / Oberflächen / Finitions / Afwerkingen



polished stainless steel
Edelstahl poliert
Inox poli
RVS gepolijst
Art.Nr. ...10



satin stainless steel
Edelstahl gebürstet
Inox brossé
RVS geborsteld
Art.Nr. ...12




Stainless steel effect
Edelstahleffekt
Aspect inox brossé
RVS look
Art.Nr. ...20



Brass effect polished
Messingeffekt poliert
Aspect laiton poli
Messing look gepolijst
Art.Nr. ...22



Chrome effect polished
Chromeffekt poliert
Aspect chromé brillant
Chroom look gepolijst
Art.Nr. ...23

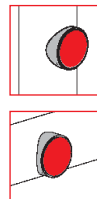
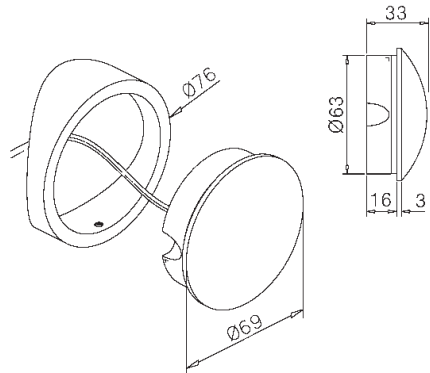


polished copper
Kupfer poliert
Cuivre poli
Roodkoper gepolijst
Art.Nr. ...24



Front-Logo round / rund / rond / rond

Art.Nr.	Ø
35.0200.076...	76,2
35.0200.101...	101,6




2

For production of your Front-Logo please send us an eps-file.

Zur Produktion Ihres Front-Logos senden Sie uns bitte eine eps-Datei.

Pour la réalisation des différents logos nous faire parvenir le film en eps.

Voor het produceren van Uw Front-Logo, dient U ons te voorzien van een EPS-file.

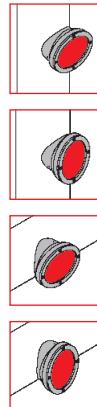
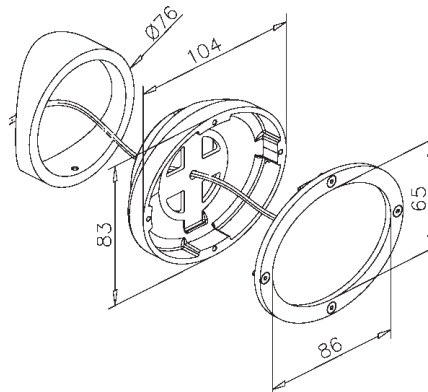


Art.Nr. 35.1200.004.10 + 4 x Art.Nr. 35.0300.101.23



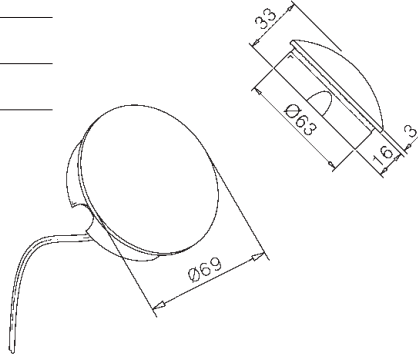
Front-Logo oval / oval / oval / ovaal

Art.Nr.	Ø
35.0300.076...	76,2
35.0300.101...	101,6



2

Top-Logo _____
 Art.Nr. _____
 35.0100.000.00 _____



For production of your Top-Logos please send us an eps-file.

Zur Produktion Ihres Top-Logos senden Sie uns bitte eine eps-Datei.

Pour la réalisation des différents logos nous faire parvenir le film en eps.

Voor het produceren van Uw Top-Logo, dient U ons te voorzien van een EPS-file.



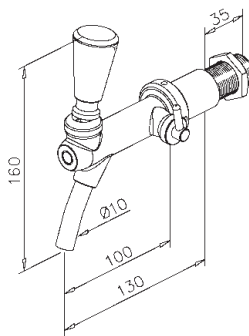


Compensator dispensing valve
Kompensator-Hahn
Robinet compensateur
Compensator bierkraan

Art.Nr.

30.8000.035...

...10 ...17

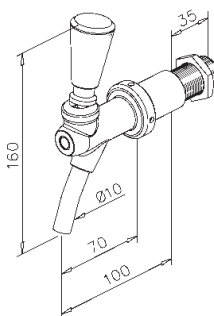


Dispensing valve
Kolben-Hahn
Robinet
Bierkraan

Art.Nr.

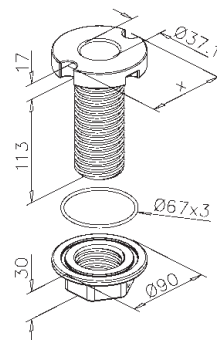
30.8100.035...

...10 ...17



Plastic shaft
Kunststoff-Befestigungshülse
Queues en plastic
Kunststof bevestigingshuls

Art.Nr.	Ø	x
30.9315.076.00	76,2	61
30.9315.101.00	101,6	86
30.9315.129.00	129	110



Finishes / Oberflächen
Finitions / Afwerkingen



Brass polished
Messing poliert
Laiton poli
Messing gepolijst

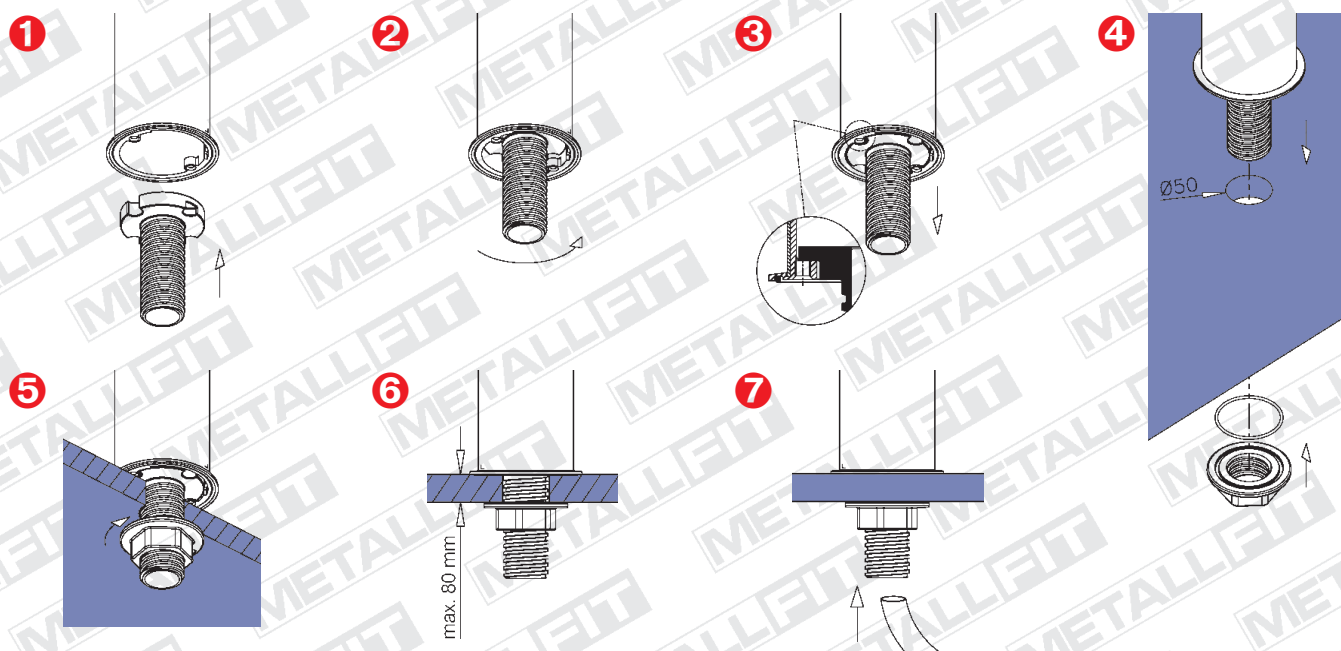
Art.Nr. ...10



Brass chrome plated
Messing verchromt
Laiton chromé
Messing verchromd

Art.Nr. ...17

Fixation / Befestigung / Fixation / Bevestiging







Design in stainless steel
Edelstahl-Design
Design en Inox
RVS design



Square system / Vierkant-System
Système carré / Vierkant systeem

Page / Seite / Page / Pagina

100**3**

Footrail brackets / Fußlaufstützen
Supports repose-pieds / Voetsteunen

Page / Seite / Page / Pagina

104

Handrail brackets / Handlaufstützen
Supports main-courante / Leuninghouder

Page / Seite / Page / Pagina

106

Ball fittings / Kugelrohrverbinder
Raccords boule / Bol buisverbinders

Page / Seite / Page / Pagina

108

Flush angles / Rohrverbinder
Raccords / Buisverbinders

Page / Seite / Page / Pagina

111

Posts and adapters / Rohrhalter und Adapter
Supports et adaptateurs / Steunen en adapters

Page / Seite / Page / Pagina

116

Flanges and rosettes / Flansche und Rosetten
Embases et rosaces / Flenzen en rozetten

Page / Seite / Page / Pagina

121



Ball tops and end caps / Endkugeln und -kappen
Boutons d'ornement et embouts / Eindbollen en -kappen

Page / Seite / Page / Pagina

125

Nylon end caps / Kunststoff-Endkappen
Embouts PVC / Kunststof eindkappen

Page / Seite / Page / Pagina

130

Glass racks / Gläserhalter
Supports à verres / Glazenhouders

Page / Seite / Page / Pagina

132

Bar accessories / Thekenzubehör
Accessoires pour bars / Bar toebehoren

Page / Seite / Page / Pagina

134

Mini rail - System

Page / Seite / Page / Pagina

137

Tubes and rods / Rohre und Stäbe
Tubes et barres / Buis en Staf

Page / Seite / Page / Pagina

144

Mounting parts and accessories / Befestigungsmaterial und Zubehör
Éléments de fixation et accessoires / Montagemateriaal en toebehoren

Page / Seite / Page / Pagina

146 / 275

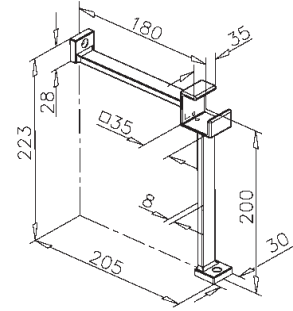
□ 35 mm
square / vierkant / carré / vierkant

3



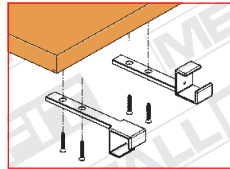
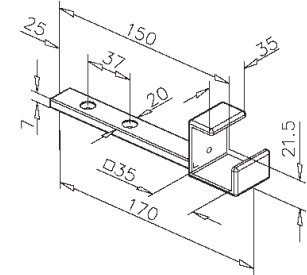
Footrail bracket
Fußlaufstütze
Support repose-pied
Voetsteun

Art.Nr.	□	
12.4104.035.12	35	●



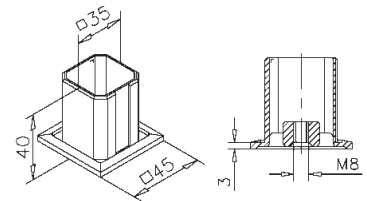
Handrail bracket
Handlaufstütze
Support main-courante
Leuninghouder

Art.Nr.	□	
12.4105.035.12	35	●



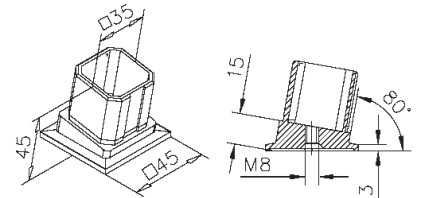
Tube connector
Rohrbefestigungshülse
Embase manchon
Buis bevestigingsflens

Art.Nr.	□	
12.4500.035.12	35	●



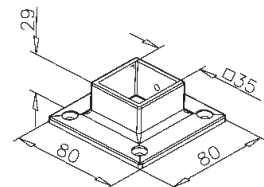
Tube connector 80°
Rohrbefestigungshülse 80°
Embase manchon 80°
Buis bevestigingsflens 80°

Art.Nr.	□	
12.4502.035.12	35	●



Wall and floor flange
Wand- und Bodenflansch
Embase
Muur en vloer flens

Art.Nr.	□	
12.4505.035.12	35	●



Stainless steel / Edelstahl / Inox / RVS



Zintec / Zinkdruckguss / Zamak / Zamack +



EXTRA-CLEAN
400 ml

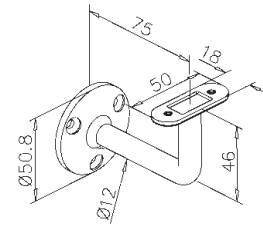
Protecting spray
Pflegespray
Spray d'entretien
Beschermings spray

Art.Nr. 19.0600.000.00



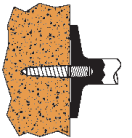
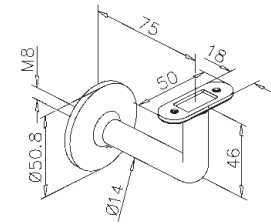
Handrail bracket
Handlaufstütze
Support main-courante
Leuninghouder

Art.Nr.
11.0119.000.20



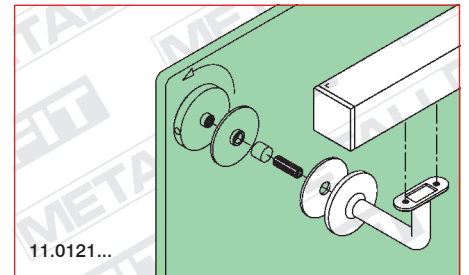
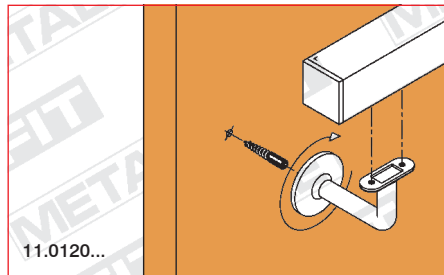
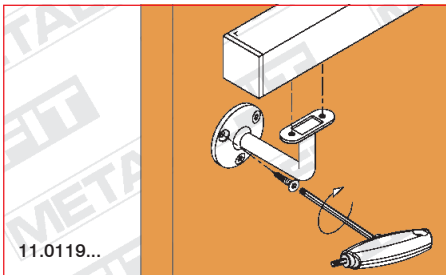
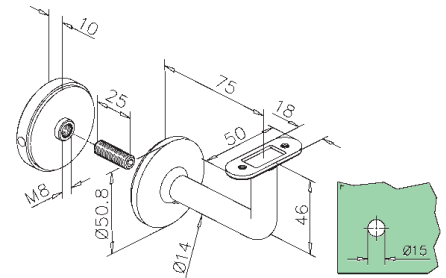
Handrail bracket
Handlaufstütze
Support main-courante
Leuninghouder

Art.Nr.
11.0120.000.20



Handrail bracket for glass assembly, 8 - 12,76 mm
Handlaufstütze für Glasmontage, 8 - 12,76 mm
Support main-courante, fixation sur verre, 8 - 12,76 mm
Leuninghouder voor montage op glas, 8 - 12,76 mm

Art.Nr.
11.0121.000.20

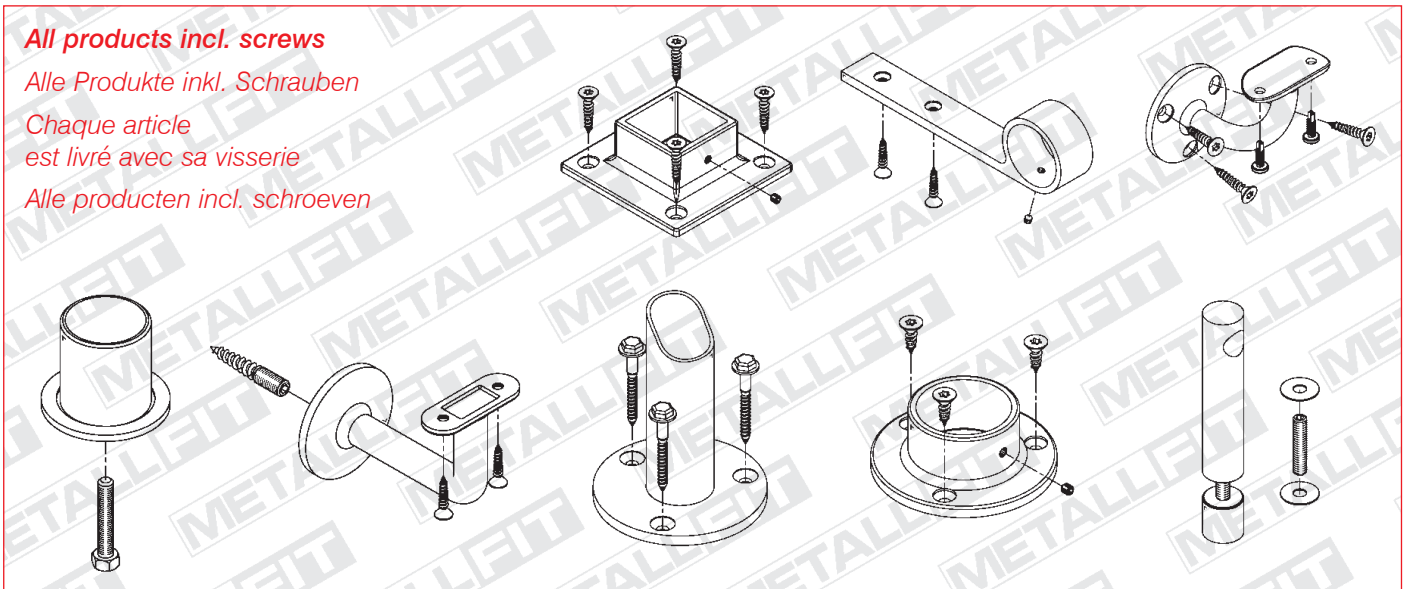


All products incl. screws

Alle Produkte inkl. Schrauben

Chaque article est livré avec sa visserie

Alle producten incl. schroeven

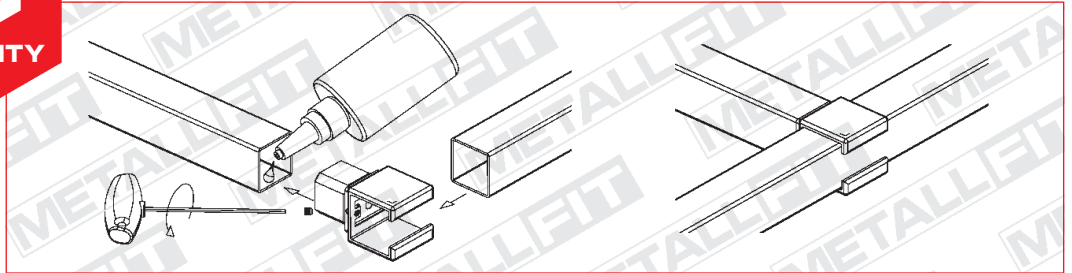
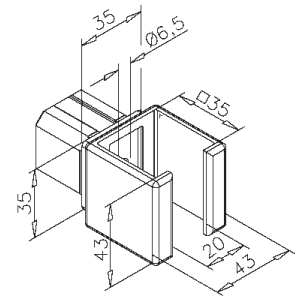


3



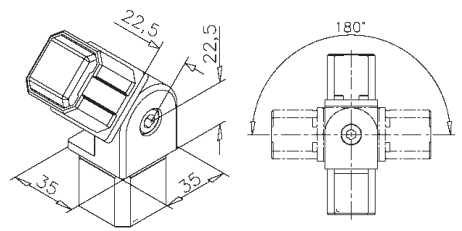
Flush tee
Rohrverbinder T
Raccord en T
T-fitting

Art.Nr.	□	
12.4726.035.12	35	●



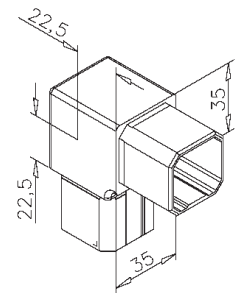
Adjustable flush angle (-90° / +90°)
Rohrverbinder variabel (-90° / +90°)
Raccord orientable (-90° / +90°)
Verstelbare buisverbinder (-90° / +90°)

Art.Nr.	□	
12.4302.035.12	35	●



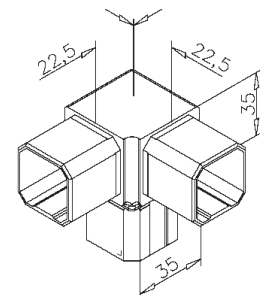
Flush elbow 90°
Rohrverbinder 90°
Raccord 90°
Kniefitting 90°

Art.Nr.	□	
12.4303.035.12	35	●



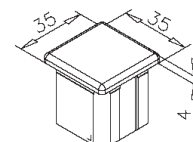
Flush elbow 90° + 1 outlet 90°
Rohrverbinder 90° + 1 Abzw. 90°
Raccord coude 90° + 1 départ 90°
Kniefitting 90° + 1 uitg. 90°

Art.Nr.	□	
12.4304.035.12	35	●



Flat end cap
Endkappe flach
Embout plat
Vlakke eindstop

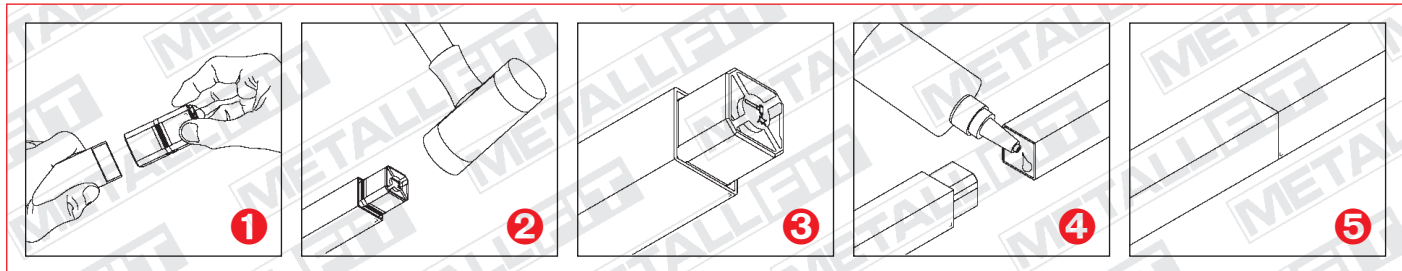
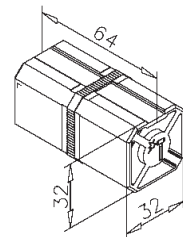
Art.Nr.	□	
12.4732.035.12	35	●





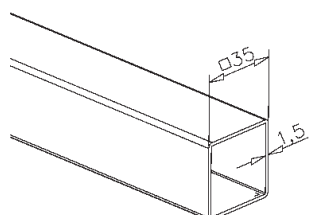
Connector, raw
Rohrverbinder, roh
Raccord de liaison, brut
Verbindingsstuk, onbewerkt

Art.Nr.	□	
12.4790.035.00	35	●



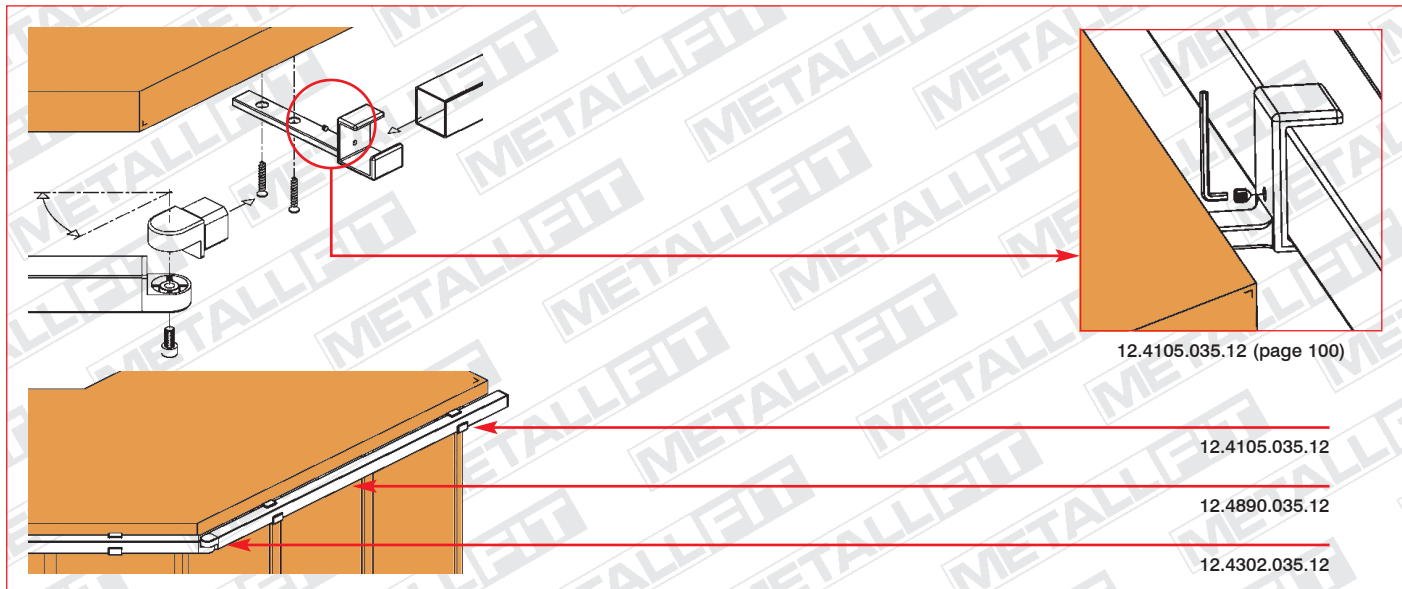
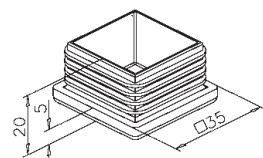
Square tube, 35 x 35 x 1,5 mm
Vierkantrrohr, 35 x 35 x 1,5 mm
Tube carré, 35 x 35 x 1,5 mm
Vierkant buis, 35 x 35 x 1,5 mm

Art.Nr.	L	
12.4900.035.12	5000 mm	●
12.4925.035.12	2500 mm	●
12.4890.035.12	cutted / zugeschnitten / coupé / gezaagd	●



Nylon end cap for square tube
Kunststoff-Endkappe für Vierkantrrohr
Embout PVC pour tube carré
Kunststof eindkap voor vierkant buis

Art.Nr.	□	
18.0100.035.00	35	



12.4105.035.12 (page 100)

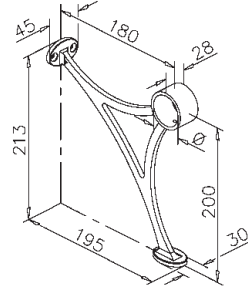
- 12.4105.035.12
- 12.4890.035.12
- 12.4302.035.12

3



Footrail bracket
Fußlaufstütze
Support repose-pied
Voetsteun

Art.Nr.	Ø	
11.0101.038.20	38,1 (1,5")	
11.0101.050.20	50,8 (2")	

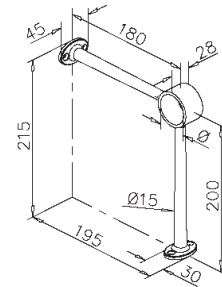


Recommended mounting distance
Empfohlener Montageabstand
Entraxe conseillé
Aanbevolen montage afstand



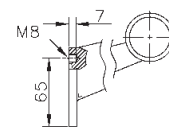
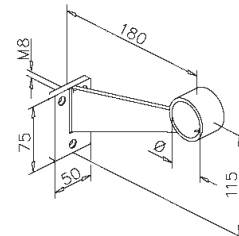
Footrail bracket
Fußlaufstütze
Support repose-pied
Voetsteun

Art.Nr.	Ø	
11.0104.038.20	38,1 (1,5")	
11.0104.050.20	50,8 (2")	



Footrail bracket
Fußlaufstütze
Support repose-pied
Voetsteun

Art.Nr.	Ø	
11.0109.038.20	38,1 (1,5")	
11.0109.050.20	50,8 (2")	



Adjustable footrail brackets see page 22
Variable Fußlaufstützen siehe Seite 22
Supports repose-pieds ajustable voir page 22
Variabele voetsteunen zie pagina 22

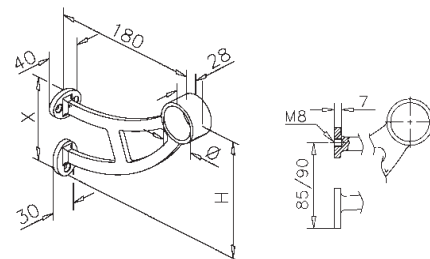
Stainless steel / Edelstahl / Inox / RVS

Zintec / Zinkdruckguss / Zamack / Zamack + PROTECTAN



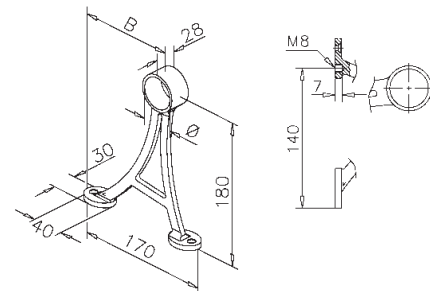
Footrail bracket
Fußlaufstütze
Support repose-pied
Voetsteun

Art.Nr.	Ø	H	X
11.0102.038.20	38,1 (1,5")	140	100
12.0102.050.12	50,8 (2")	145	105



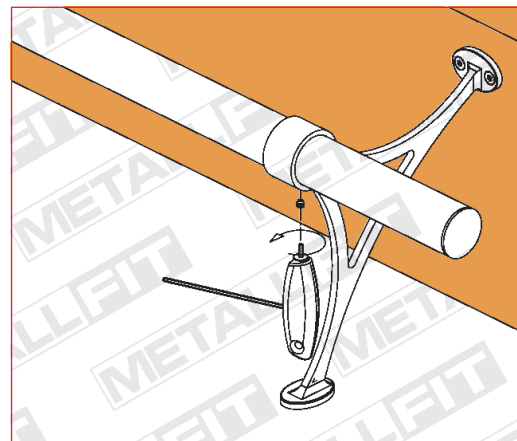
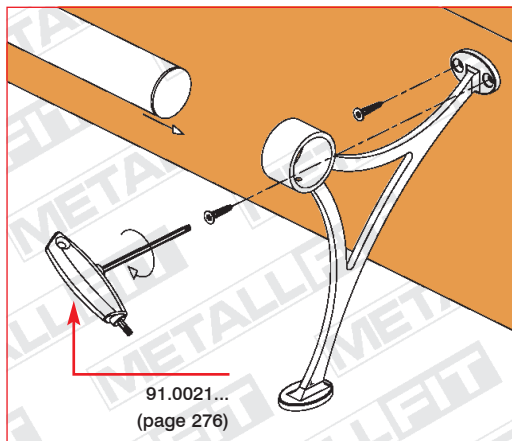
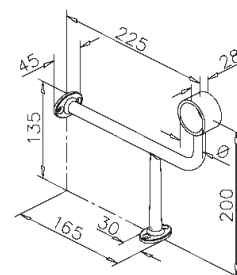
Footrail bracket
Fußlaufstütze
Support repose-pied
Voetsteun

Art.Nr.	Ø	B
12.0103.038.12	38,1 (1,5")	120
12.0103.050.12	50,8 (2")	130



Footrail bracket
Fußlaufstütze
Support repose-pied
Voetsteun

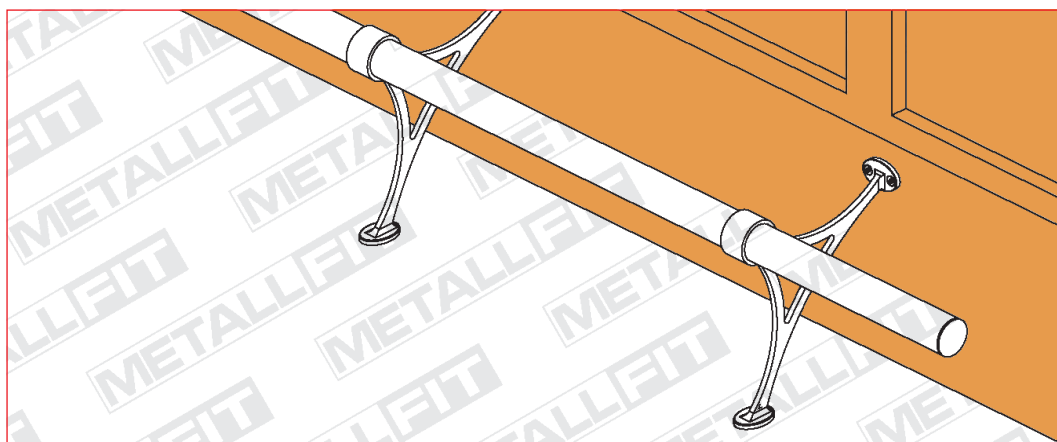
Art.Nr.	Ø
12.0107.038.12	38,1 (1,5")
12.0107.050.12	50,8 (2")



EXTRA-CLEAN
400 ml

Protecting spray
Pflegespray
Spray d'entretien
Beschermings spray

Art.Nr. 19.0600.000.00

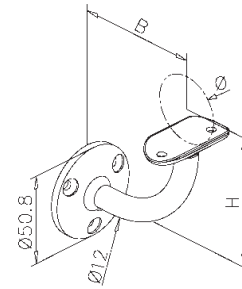


3



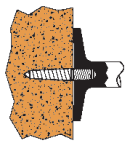
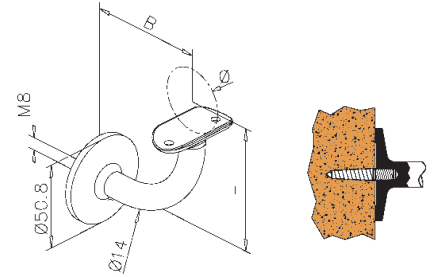
Handrail bracket
Handlaufstütze
Support main-courante
Leuninghouder

Art.Nr.	Ø	H	B
11.0111.038.20	38,1 (1,5")	75	70
11.0111.050.20	50,8 (2")	82	75




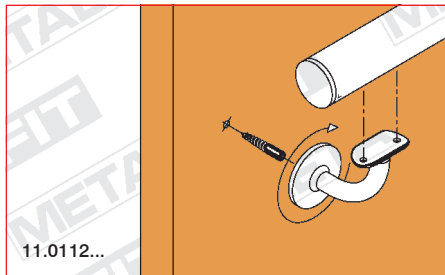
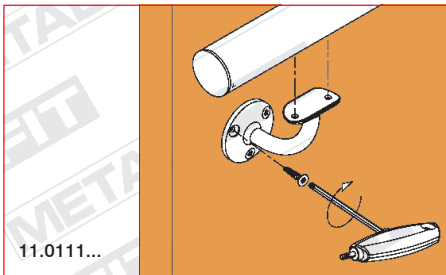
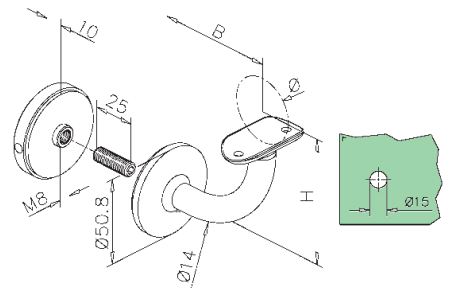
Handrail bracket
Handlaufstütze
Support main-courante
Leuninghouder

Art.Nr.	Ø	H	B
11.0112.038.20	38,1 (1,5")	75	70
11.0112.050.20	50,8 (2")	82	75



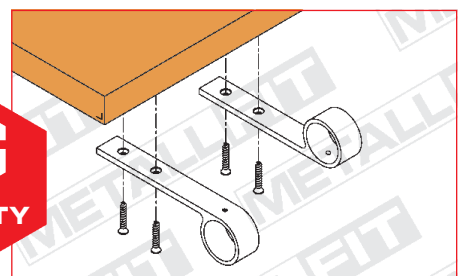
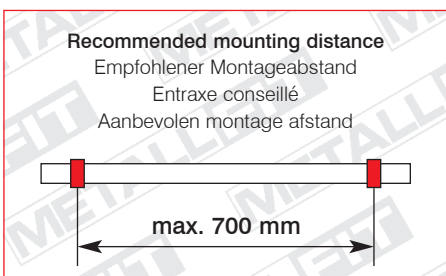
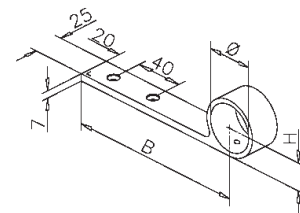
Handrail bracket for glass assembly, 8 - 12,76 mm
Handlaufstütze für Glasmontage, 8 - 12,76 mm
Support main-courante, fixation sur verre, 8 - 12,76 mm
Leuninghouder voor montage op glas, 8 - 12,76 mm

Art.Nr.	Ø	H	B
11.0113.038.20	38,1 (1,5")	75	70
11.0113.050.20	50,8 (2")	82	75



Handrail bracket
Handlaufstütze
Support main-courante
Leuninghouder

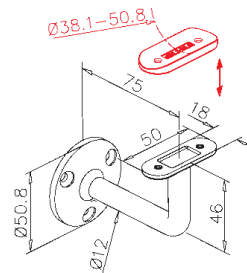
Art.Nr.	Ø	H	B
12.0105.025.12	25,4 (1")	16	145
11.0105.038.20	38,1 (1,5")	23	130
12.0105.050.12	50,8 (2")	30	150





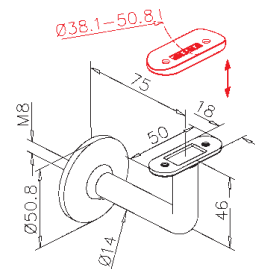
Handrail bracket
Handlaufstütze
Support main-courante
Leuninghouder

Art.Nr.
11.0119.000.20



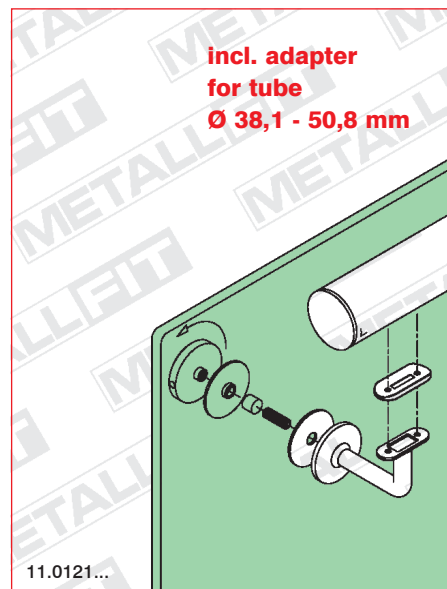
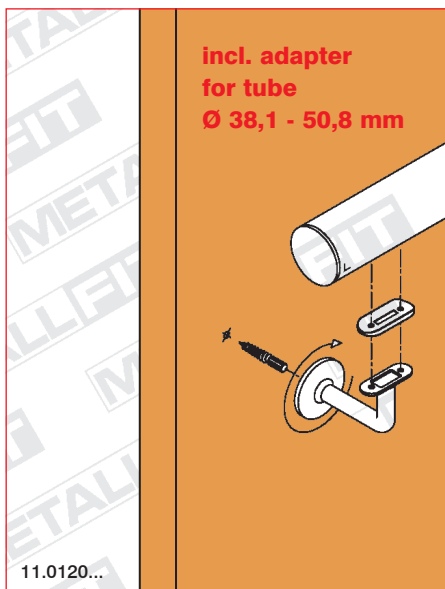
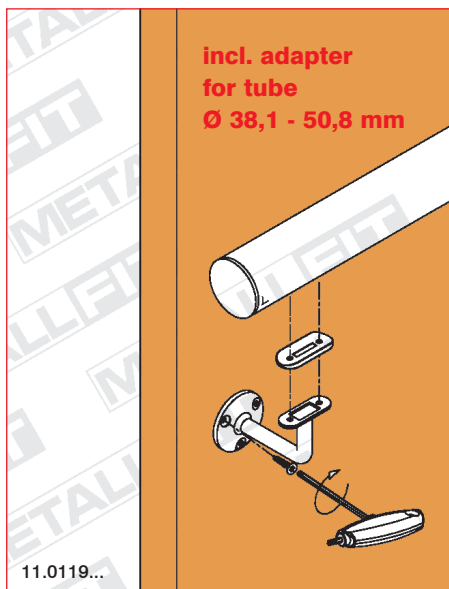
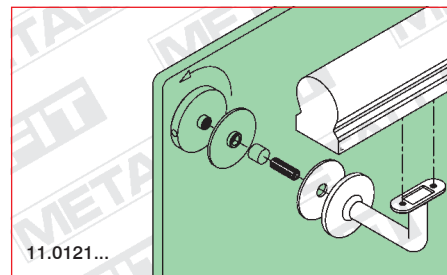
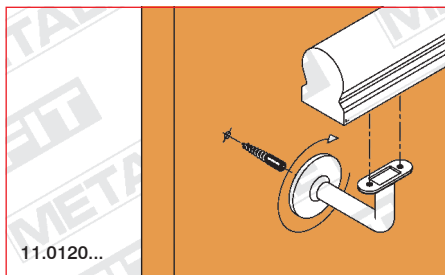
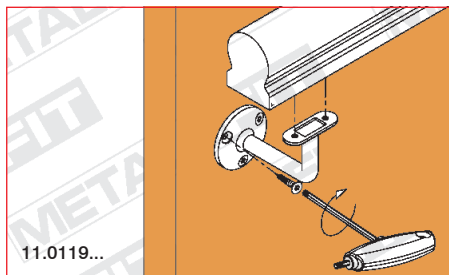
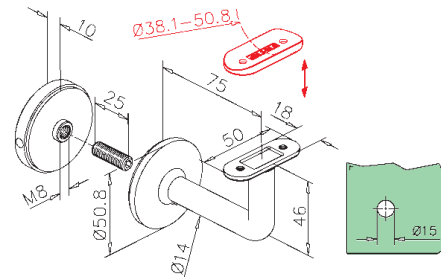
Handrail bracket
Handlaufstütze
Support main-courante
Leuninghouder

Art.Nr.
11.0120.000.20



Handrail bracket for glass assembly, 8 - 12,76 mm
Handlaufstütze für Glasmontage, 8 - 12,76 mm
Support main-courante, fixation sur verre, 8 - 12,76 mm
Leuninghouder voor montage op glas, 8 - 12,76 mm

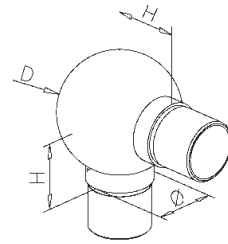
Art.Nr.
11.0121.000.20





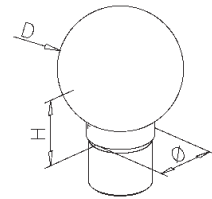
Ball elbow 90°
Kugelrohrverbinder 90°
Raccord boule 90°
Bol elleboog 90°

Art.Nr.	Ø	H	D	
11.0200.025.20	25,4 (1")	28	Ø45	
11.0200.038.20	38,1 (1,5")	40	Ø70	
11.0200.050.20	50,8 (2")	50	Ø90	



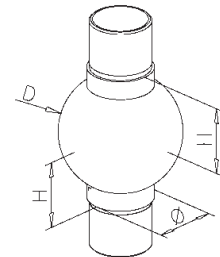
External ball top
Endkugel
Embout d'ornement
Eindbol

Art.Nr.	Ø	H	D	
11.0201.025.20	25,4 (1")	28	Ø45	
11.0201.038.20	38,1 (1,5")	40	Ø70	
11.0201.050.20	50,8 (2")	50	Ø90	



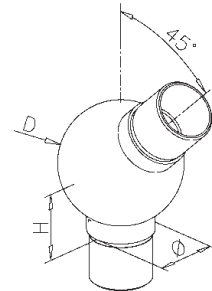
Ball elbow 180°
Kugelrohrverbinder 180°
Raccord boule 180°
Bol elleboog 180°

Art.Nr.	Ø	H	D	
11.0202.025.20	25,4 (1")	28	Ø45	
11.0202.038.20	38,1 (1,5")	40	Ø70	
11.0202.050.20	50,8 (2")	50	Ø90	



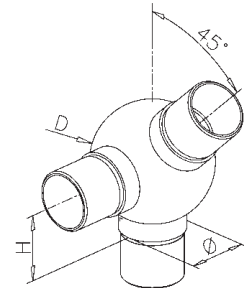
Ball elbow 45°
Kugelrohrverbinder 45°
Raccord boule 45°
Bol elleboog 45°

Art.Nr.	Ø	H	D	
11.0203.025.20	25,4 (1")	28	Ø45	
11.0203.038.20	38,1 (1,5")	40	Ø70	
11.0203.050.20	50,8 (2")	50	Ø90	



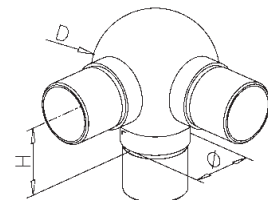
Ball elbow 45° + 1 outlet 90°
Kugelrohrverbinder 45° + 1 Abzw. 90°
Raccord boule 45° + 1 départ 90°
Bol elleboog 45° + 1 uitg. 90°

Art.Nr.	Ø	H	D	
11.0204.025.20	25,4 (1")	28	Ø45	
11.0204.038.20	38,1 (1,5")	40	Ø70	
11.0204.050.20	50,8 (2")	50	Ø90	



Ball elbow 90° + 1 outlet 90°
Kugelrohrverbinder 90° + 1 Abzw. 90°
Raccord boule 90° + 1 départ 90°
Bol elleboog 90° + 1 uitg. 90°

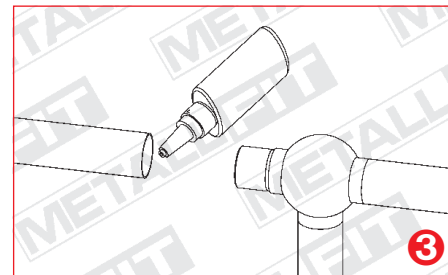
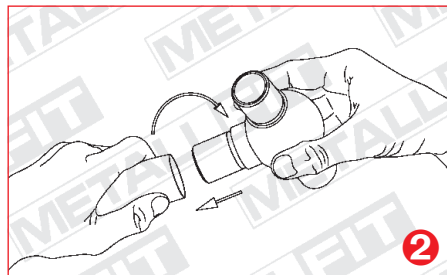
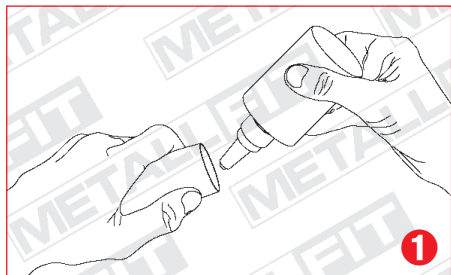
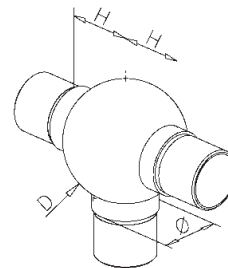
Art.Nr.	Ø	H	D	
11.0205.025.20	25,4 (1")	28	Ø45	
11.0205.038.20	38,1 (1,5")	40	Ø70	
11.0205.050.20	50,8 (2")	50	Ø90	





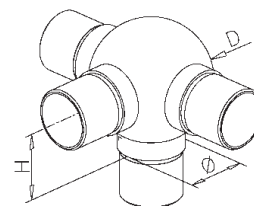
Ball tee
Kugelrohrverbinder T
Raccord boule en T
T-bol

Art.Nr.	Ø	H	D
11.0206.025.20	25,4 (1")	28	Ø45
11.0206.038.20	38,1 (1,5")	40	Ø70
11.0206.050.20	50,8 (2")	50	Ø90



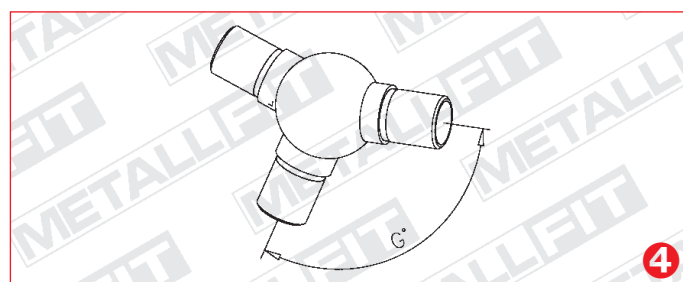
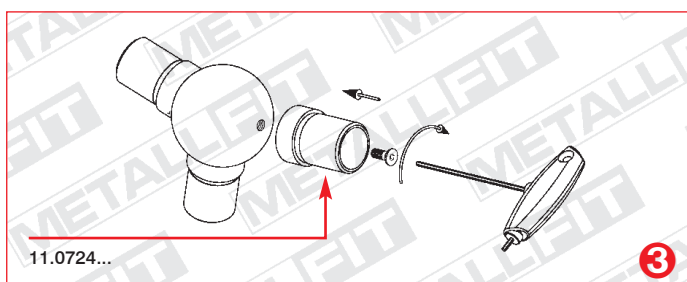
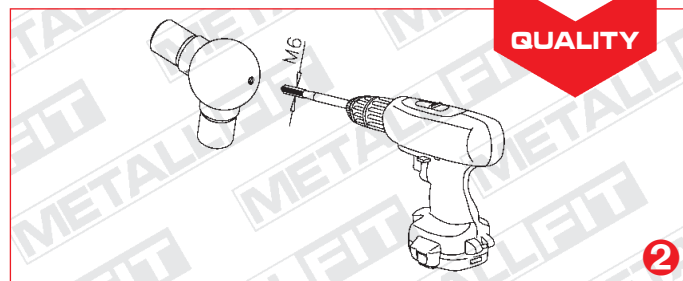
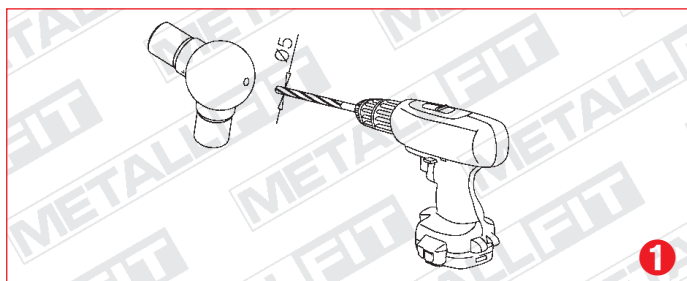
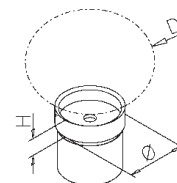
Ball tee + 1 outlet 90°
Kugelrohrverbinder T + 1 Abzw. 90°
Raccord boule en T + 1 départ 90°
T-bol + 1 uitg. 90°

Art.Nr.	Ø	H	D
11.0207.025.20	25,4 (1")	28	Ø45
11.0207.038.20	38,1 (1,5")	40	Ø70
11.0207.050.20	50,8 (2")	50	Ø90



Adapter for ball
Adapter für Kugel
Adaptateur pour boule
Adapter voor bol

Art.Nr.	Ø	H	D
11.0724.025.20	25,4 (1")	9,5	Ø45
11.0724.038.20	38,1 (1,5")	11	Ø70
11.0724.050.20	50,8 (2")	13,5	Ø90



11.0724...

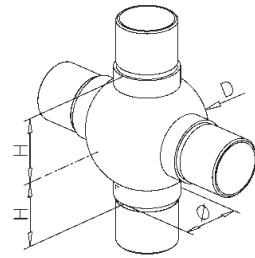
3



Ball cross

Kugelrohrverbinder Kreuz
Raccord boule en croix
Bol kruis

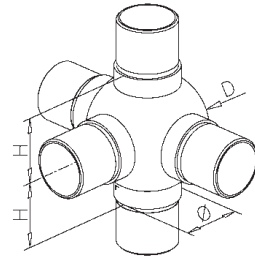
Art.Nr.	Ø	H	D	
11.0208.025.20	25,4 (1")	28	Ø45	
11.0208.038.20	38,1 (1,5")	40	Ø70	
11.0208.050.20	50,8 (2")	50	Ø90	



Ball cross + 1 outlet 90°

Kugelrohrverbinder Kreuz + 1 Abzw. 90°
Raccord boule en croix + 1 départ 90°
Bol kruis + 1 uitg. 90°

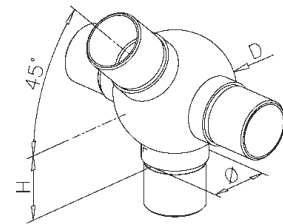
Art.Nr.	Ø	H	D	
11.0209.025.20	25,4 (1")	28	Ø45	
11.0209.038.20	38,1 (1,5")	40	Ø70	
11.0209.050.20	50,8 (2")	50	Ø90	



Ball tee + 1 outlet 45°

Kugelrohrverbinder T + 1 Abzw. 45°
Raccord boule en T + 1 départ 45°
T-bol + 1 uitg. 45°

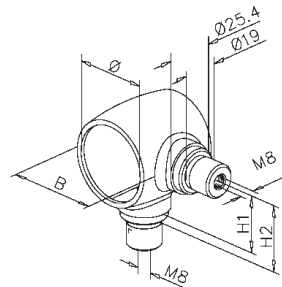
Art.Nr.	Ø	H	D	
11.0215.025.20	25,4 (1")	28	Ø45	
11.0215.038.20	38,1 (1,5")	40	Ø70	
11.0215.050.20	50,8 (2")	50	Ø90	



Socket elbow + 2 outlets 90°

Kugelrohrverbinder + 2 Abzw. 90°
Raccord support variable + 2 dép. 90°
Opschuifsteun + 2 uitg. 90°

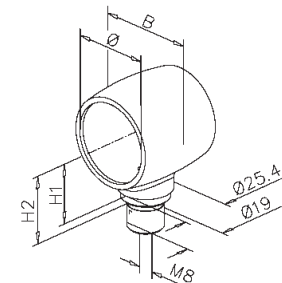
Art.Nr.	Ø	H1	H2	B	
11.0216.038.20	38,1 (1,5")	30	35	Ø48	
11.0216.050.20	50,8 (2")	35	40	Ø63	



Socket elbow + 1 outlet 90°

Kugelrohrverbinder + 1 Abzw. 90°
Raccord support variable + 1 dép. 90°
Opschuifsteun + 1 uitg. 90°

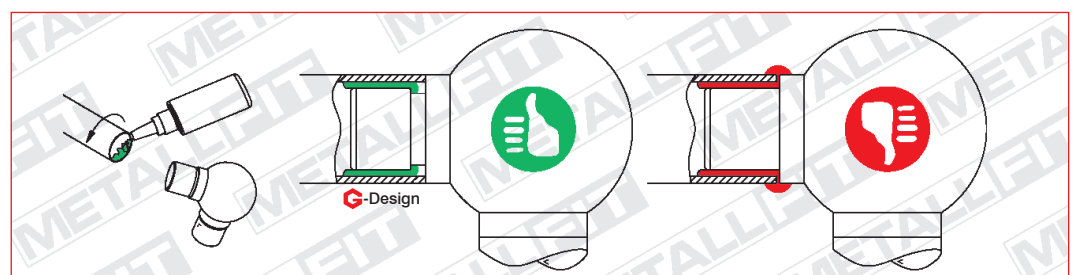
Art.Nr.	Ø	H1	H2	B	
11.0217.025.20	25,4 (1")	20	25	Ø33	
11.0217.038.20	38,1 (1,5")	30	35	Ø48	
11.0217.050.20	50,8 (2")	35	40	Ø63	



EXTRA-LOCK
50 ml

Metal glue
Metallkleber
Colle métal
Metaal lijm

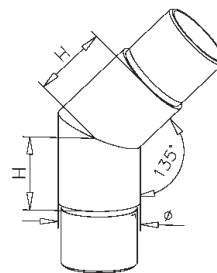
Art.Nr.
19.1330.000.00





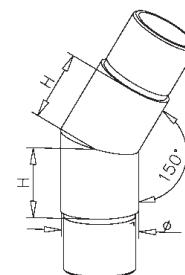
Flush angle 45°
Rohrverbinder 45°
Raccord 45°
Hoekfitting 45°

Art.Nr.	Ø	H	
12.0300.019.12	19,0	20	●
11.0300.025.20	25,4 (1")	25	◆
11.0300.038.20	38,1 (1,5")	30	◆
11.0300.050.20	50,8 (2")	40	◆



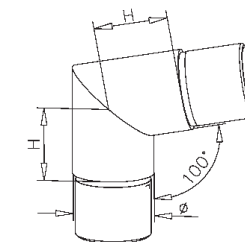
Flush angle 30°
Rohrverbinder 30°
Raccord 30°
Hoekfitting 30°

Art.Nr.	Ø	H	
12.0311.038.12	38,1 (1,5")	35	●



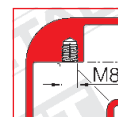
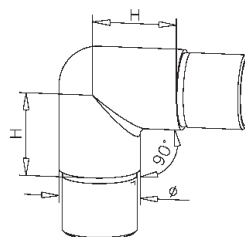
Flush angle 80°
Rohrverbinder 80°
Raccord 80°
Hoekfitting 80°

Art.Nr.	Ø	H	
11.0312.025.20	25,4 (1")	25	◆
11.0312.038.20	38,1 (1,5")	35	◆



Flush elbow 90°
Rohrverbinder 90°
Raccord 90°
Kniefitting 90°

Art.Nr.	Ø	H	
11.0303.019.20	19,0	20	◆
11.0303.025.20	25,4 (1")	25	◆
11.0303.038.20	38,1 (1,5")	30	◆
11.0303.050.20	50,8 (2")	40	◆



How to fix
Einfache Verklebung
Fixation - collage facile
Eenvoudig te verlijmen

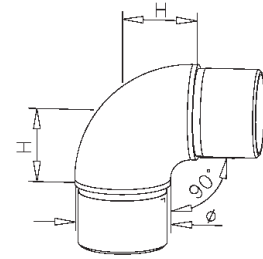


3



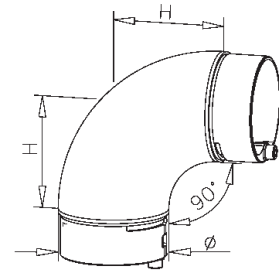
Flush curved elbow 90°
Rohrverbinder 90°
Raccord 90°
Ronde haakse fitting 90°

Art.Nr.	Ø	H	
11.0301.025.20	25,4 (1")	25	◆
11.0301.038.20	38,1 (1,5")	30	◆
11.0301.050.20	50,8 (2")	40	◆



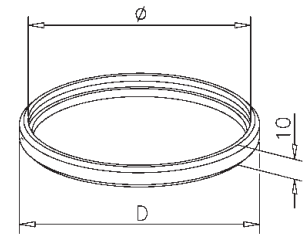
Flush curved elbow 90°
Rohrverbinder 90°
Raccord 90°
Ronde haakse fitting 90°

Art.Nr.	Ø	H	
12.0305.076.12	76,2 (3")	80	●
12.0305.101.12	101,6 (4")	105	●
12.0305.129.12	129,0	135	●



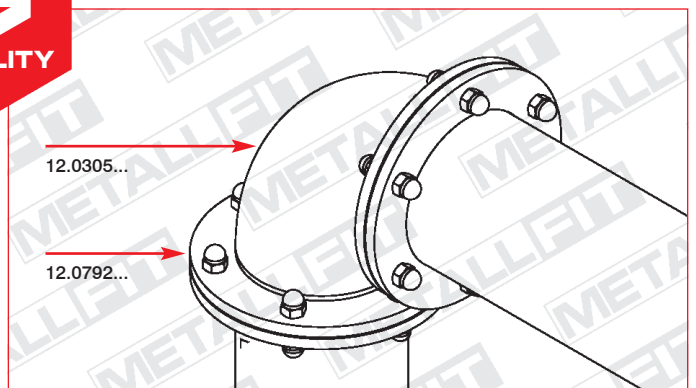
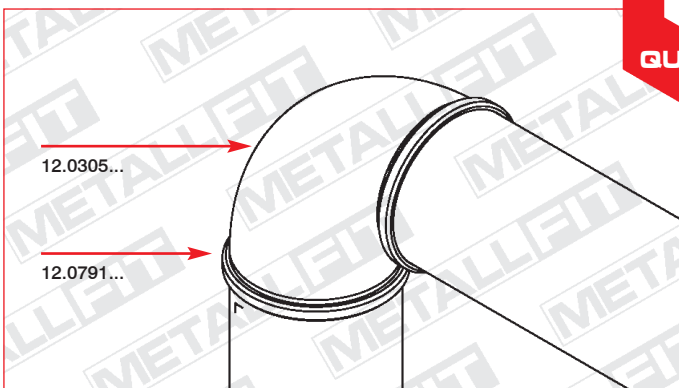
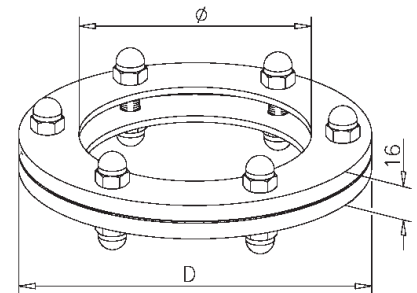
Deco ring
Dekoring
Cache de liaison
Decoratiering

Art.Nr.	Ø	D	
12.0791.076.12	76,2 (3")	Ø85	●
12.0791.101.12	101,6 (4")	Ø110	●
12.0791.129.12	129,0	Ø140	●



Deco ring - Industrial look
Dekoring
Cache de liaison
Decoratiering

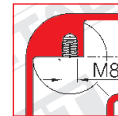
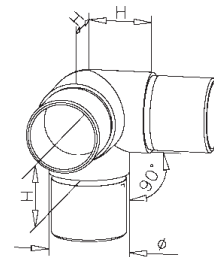
Art.Nr.	Ø	D	
12.0792.101.12	101,6 (4")	Ø155	●
12.0792.129.12	129,0	Ø185	●





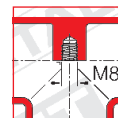
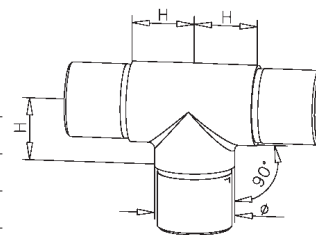
Flush elbow 90° + 1 outlet 90°
 Rohrverbinder 90° + 1 Abzw. 90°
 Raccord coude 90° + 1 départ 90°
 Kniefitting 90° + 1 uitg. 90°

Art.Nr.	Ø	H	
11.0304.025.20	25,4 (1")	25	
11.0304.038.20	38,1 (1,5")	30	
11.0304.050.20	50,8 (2")	40	



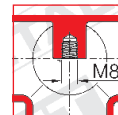
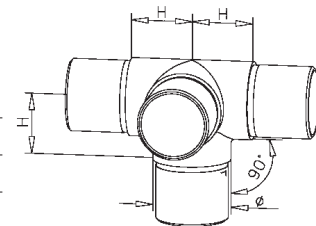
Flush tee
 Rohrverbinder T
 Raccord en T
 T-fitting

Art.Nr.	Ø	H	
11.0307.025.20	25,4 (1")	25	
11.0307.038.20	38,1 (1,5")	30	
11.0307.050.20	50,8 (2")	40	



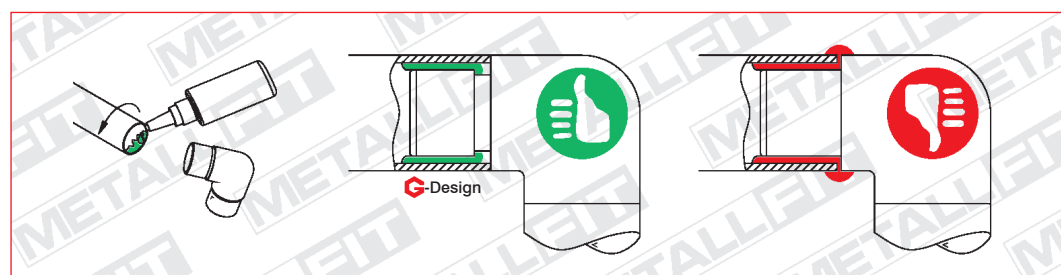
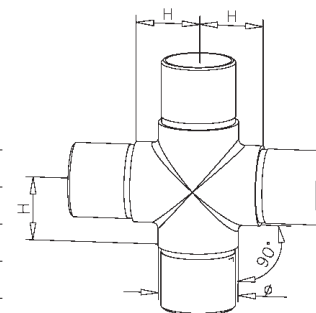
Flush tee + 1 outlet 90°
 Rohrverbinder T + 1 Abzw. 90°
 Raccord en T + 1 départ 90°
 T-fitting + 1 uitg. 90°

Art.Nr.	Ø	H	
11.0308.025.20	25,4 (1")	25	
11.0308.038.20	38,1 (1,5")	30	
11.0308.050.20	50,8 (2")	40	



Flush cross
 Rohrverbinder Kreuz
 Raccord en croix
 Kruisfitting

Art.Nr.	Ø	H	
11.0309.025.20	25,4 (1")	25	
11.0309.038.20	38,1 (1,5")	30	
11.0309.050.20	50,8 (2")	40	

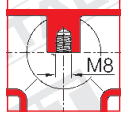
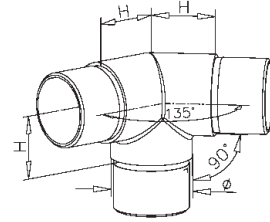


3



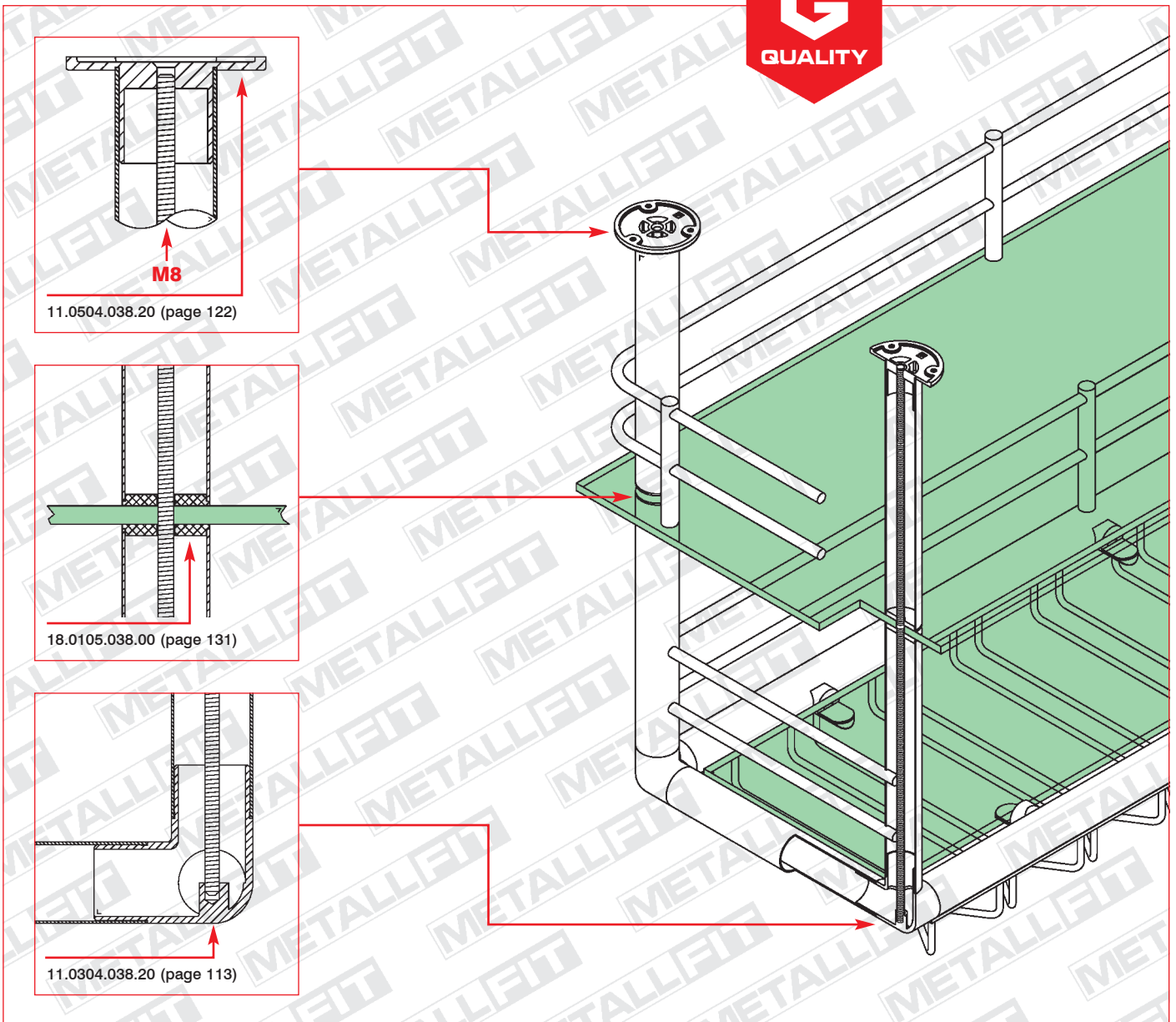
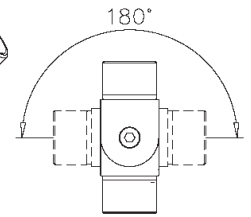
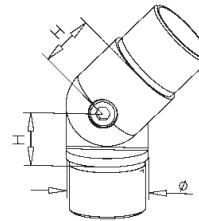
Flush elbow 45° + 1 outlet 90°
 Rohrverbinder 45° + 1 Abzw. 90°
 Raccord coude 45° + 1 départ 90°
 Kniefitting 45° + 1 uitg. 90°

Art.Nr.	Ø	H	
11.0315.025.20	25,4 (1")	25	
11.0315.038.20	38,1 (1,5")	30	
11.0315.050.20	50,8 (2")	40	



Adjustable flush angle
 Rohrverbinder variabel
 Raccord orientable
 Verstelbare buisverbinder

Art.Nr.	Ø	H	
11.0302.038.20	38,1 (1,5")	25	
11.0302.050.20	50,8 (2")	30	

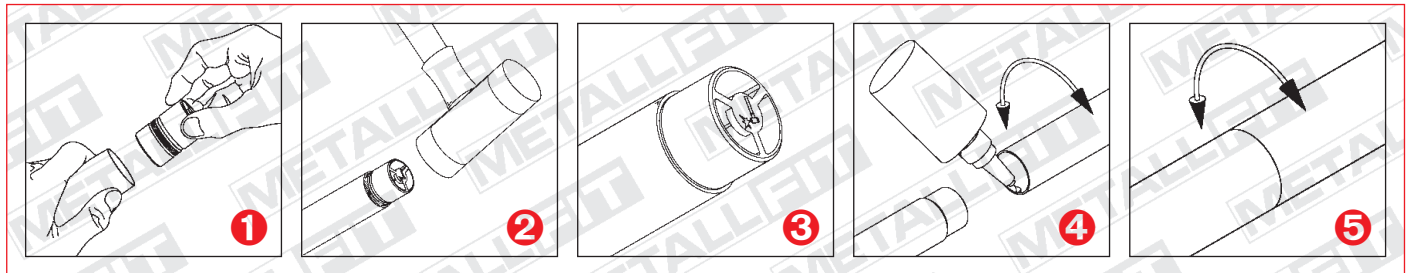
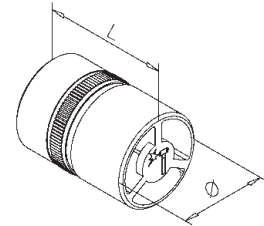




Connector, raw

Rohrverbinder, roh
Raccord de liaison, brut
Verbindungsstück, unbewerkt

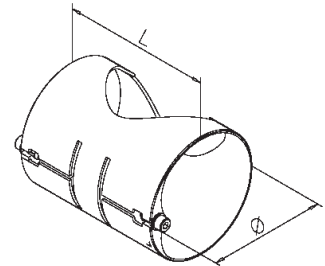
Art.Nr.	Ø	L	
11.0790.019.00	19,0	30	●
11.0790.025.00	25,4 (1")	40	●
11.0790.038.00	38,1 (1,5")	50	●
11.0790.050.00	50,8 (2")	50	●



Connector, raw

Rohrverbinder, roh
Raccord de liaison, brut
Verbindungsstück, unbewerkt

Art.Nr.	Ø	L	
12.0790.101.00	101,6 (4")	140	●
12.0790.129.00	129,0	160	●
12.0790.168.00	168,3	200	●



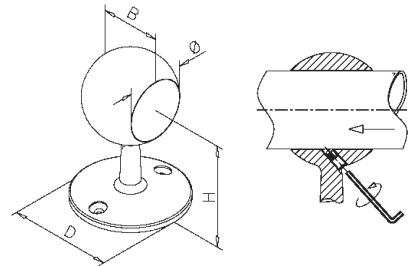
-  Zintec / Zinkdruckguss / Zamak / Zamack
-  Stainless steel / Edelstahl / Inox / RVS
-  Zintec / Zinkdruckguss / Zamak / Zamack + 

3



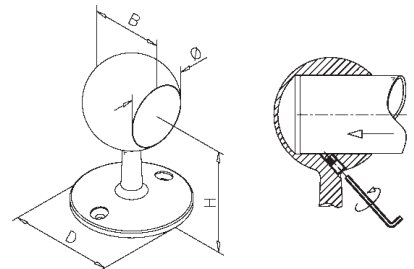
Ball centre post
Rohrhalter
Support traversant
Opschuifsteun

Art.Nr.	Ø	H	D	B	
11.0600.025.20	25,4 (1")	65	Ø60	30	
11.0600.038.20	38,1 (1,5")	70	Ø70	40	
11.0600.050.20	50,8 (2")	80	Ø80	46	



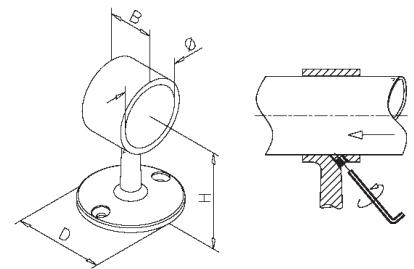
Ball end post
Rohrendhalter
Support borgne
Opschuif eindsteun

Art.Nr.	Ø	H	D	B	
11.0601.025.20	25,4 (1")	65	Ø60	35	
11.0601.038.20	38,1 (1,5")	70	Ø70	48	
11.0601.050.20	50,8 (2")	80	Ø80	58	



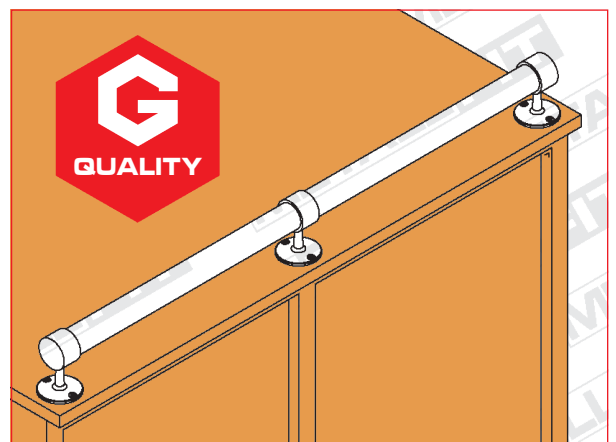
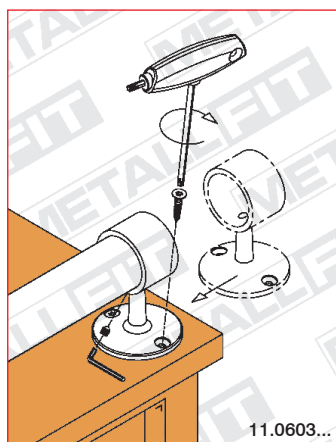
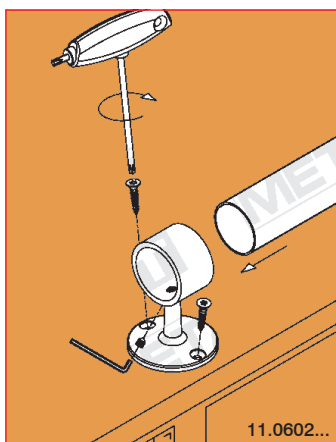
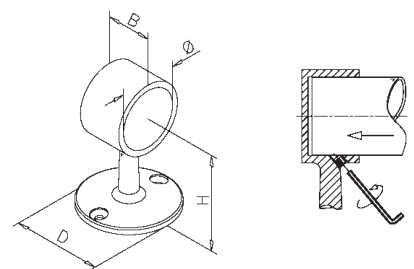
Flat centre post
Rohrhalter
Support traversant
Opschuifsteun

Art.Nr.	Ø	H	D	B	
12.0602.019.12	19,0	45	Ø35	15	
11.0602.025.20	25,4 (1")	55	Ø45	20	
11.0602.038.20	38,1 (1,5")	65	Ø60	28	
11.0602.050.20	50,8 (2")	80	Ø70	28	



Flat end post
Rohrendhalter
Support borgne
Opschuif eindsteun

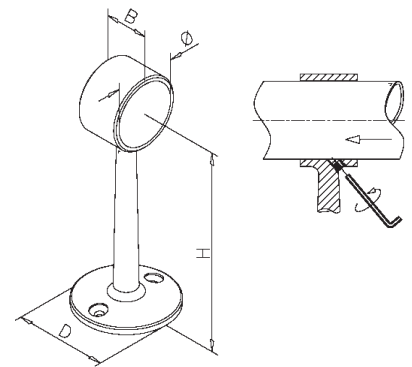
Art.Nr.	Ø	H	D	B	
12.0603.019.12	19,0	45	Ø35	15	
11.0603.025.20	25,4 (1")	55	Ø45	20	
11.0603.038.20	38,1 (1,5")	65	Ø60	30	
11.0603.050.20	50,8 (2")	80	Ø70	28	





Flat centre post
Rohrhalter
Support traversant
Opschuifsteun

Art.Nr.	Ø	H	D	B	
12.0604.025.12	25,4 (1")	130	Ø45	20	
12.0604.038.12	38,1 (1,5")	130	Ø60	28	

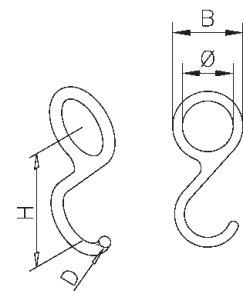


3



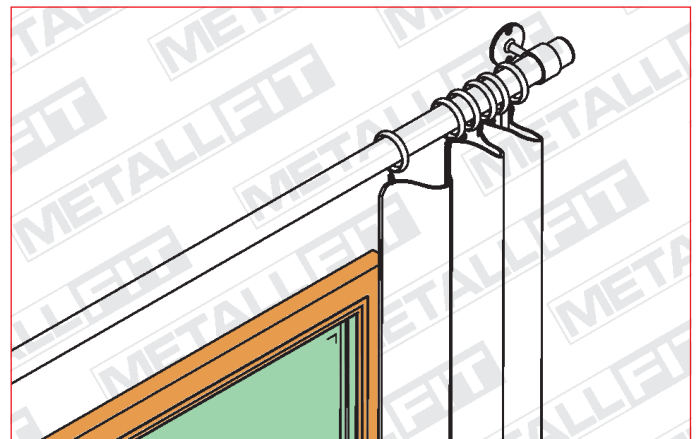

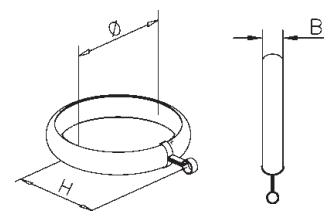
S-Hook
Relinghaken
Crochet
Schuifhaak

Art.Nr.	Ø	H	D	B	
11.0822.019.20	19,0	45	4	29	
11.0822.025.20	25,4 (1")	57	5	36	



Curtain ring
Gardinenring
Anneaux à rideaux
Gordijnhoog

Art.Nr.	Ø	H	B
11.0722.025.20	25,4 (1")	28	6,5
11.0722.038.20	38,1 (1,5")	40	9,5

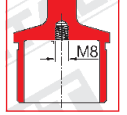
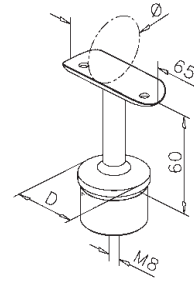


3



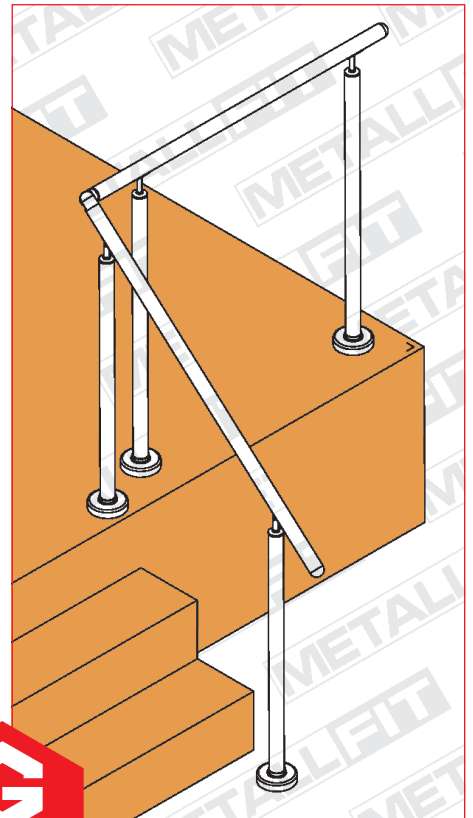
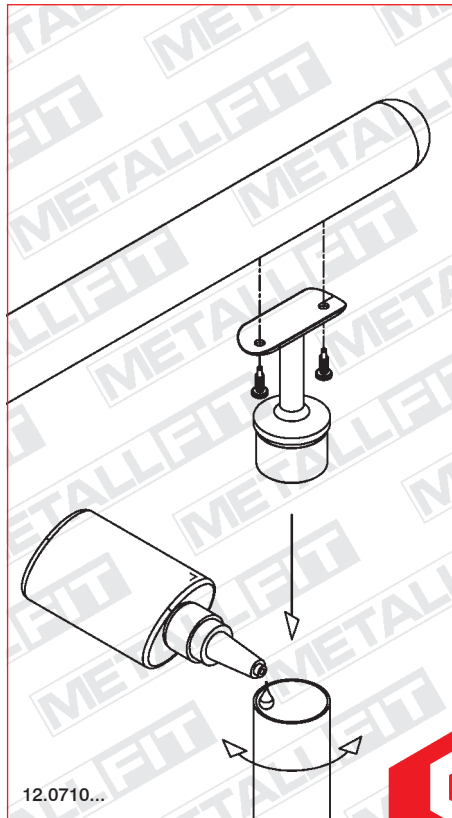
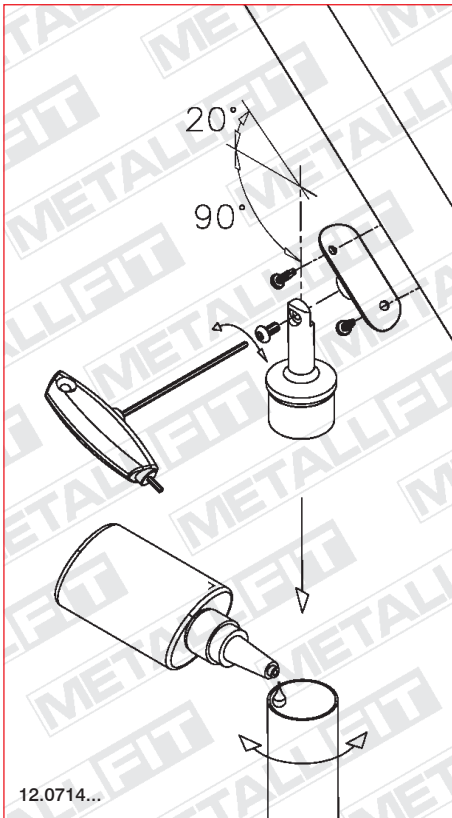
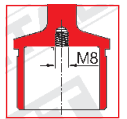
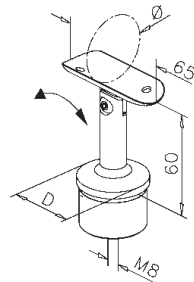
Straight saddle 90°
 Rohrstütze 90°
 Support tube 90°
 Buissteun 90°

Art.Nr.	Ø	D	
12.0710.038.12	38,1 (1,5")	Ø38,1 (1,5")	●
12.0710.050.12	50,8 (2")	Ø50,8 (2")	●



Adjustable saddle 20° - 90°
 Rohrstütze variabel 20° - 90°
 Support orientable 20° - 90°
 Verstelbare buissteun 20° - 90°

Art.Nr.	Ø	D	
12.0714.038.12	38,1 (1,5")	Ø38,1 (1,5")	●
12.0714.050.12	50,8 (2")	Ø50,8 (2")	●



EXTRA-LOCK
 50 ml

Metal glue
 Metallkleber
 Colle métal
 Metaal lijm

Art.Nr. 19.1330.000.00



EXTRA-CLEAN
 400 ml

Protecting spray
 Pflegespray
 Spray d'entretien
 Beschermings spray

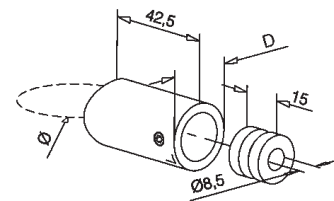
Art.Nr. 19.0600.000.00



Flat adapter

Abstandhalter flach
Adaptateur tube-plate
Vlakke adapter

Art.Nr.	Ø	D	
12.0625.019.12	19,0	Ø18	●
11.0625.025.20	25,4 (1")	Ø25	◆
11.0625.038.20	38,1 (1,5")	Ø25	◆
11.0625.050.20	50,8 (2")	Ø25	◆



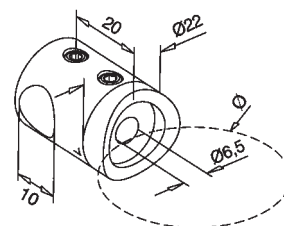
Flowdrill (page 278)




Crossbar holder

Querstabhalter
Support transversal
Dwars stafhouder

Art.Nr.	Ø	
11.0825.038.20	38,1 (1,5")	◆
11.0825.050.20	50,8 (2")	◆



Flowdrill (page 278)

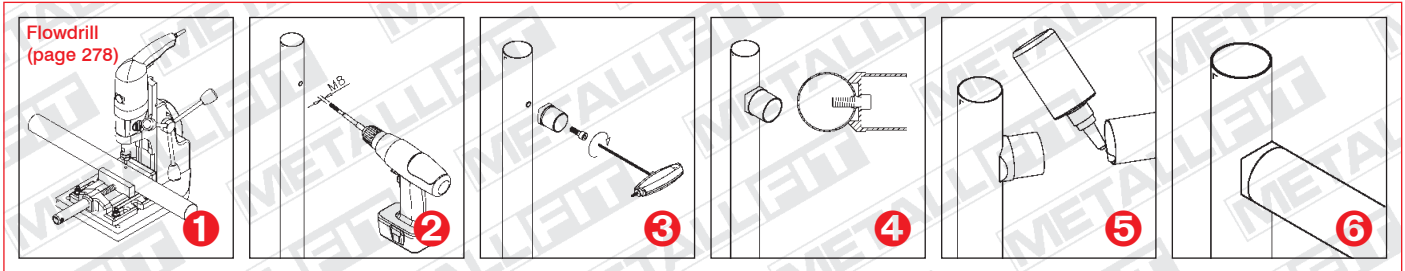
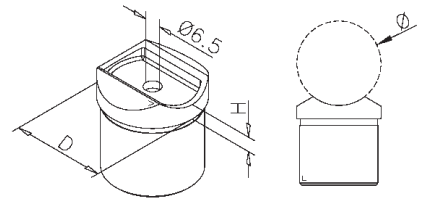


3



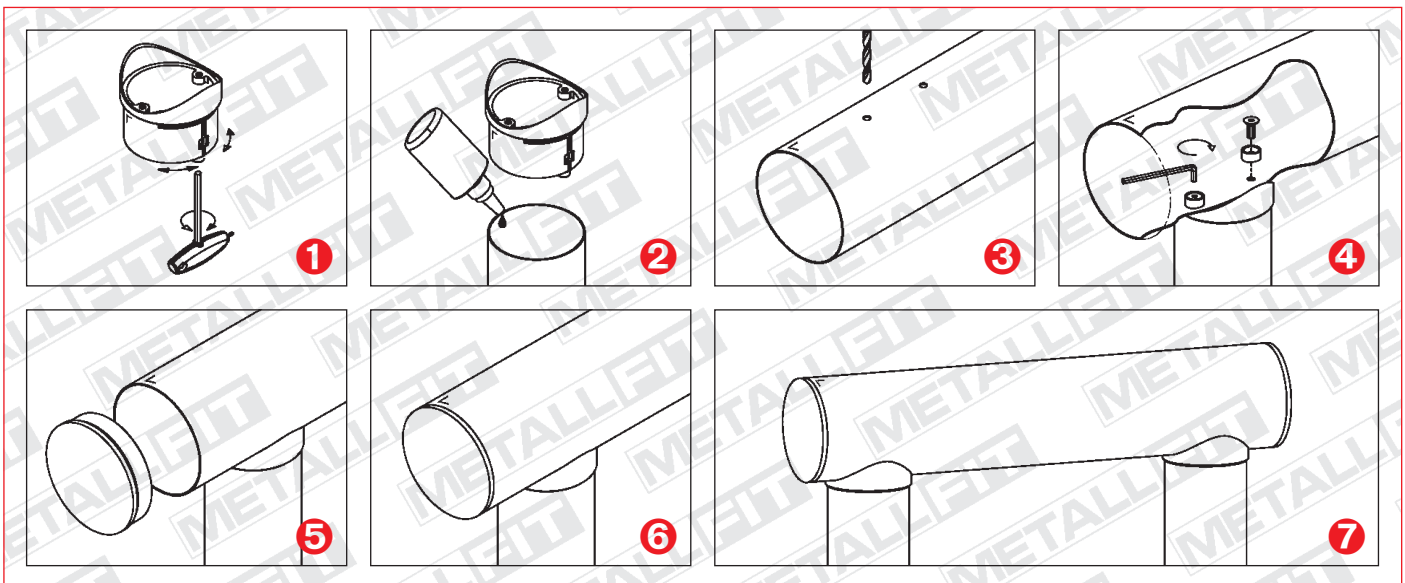
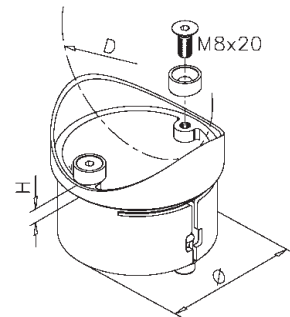
Universal fitting
Rohradapter
Adaptateur pour tube
Adapter voor buis

Art.Nr.	Ø	H	D	
12.0725.019.12	19,0	3	Ø19,0	●
12.0725.025.12	25,4 (1")	3	Ø19,0	●
12.0726.050.12	50,8 (2")	8	Ø50,8 (2")	●
11.0727.038.20	38,1 (1,5")	6	Ø38,1 (1,5")	◆
12.0727.050.12	50,8 (2")	5	Ø38,1 (1,5")	●
12.0728.025.12	25,4 (1")	3,5	Ø25,4 (1")	●
12.0728.038.12	38,1 (1,5")	3,5	Ø25,4 (1")	●
12.0728.050.12	50,8 (2")	3,5	Ø25,4 (1")	●



Universal fitting
Rohradapter
Adaptateur pour tube
Adapter voor buis

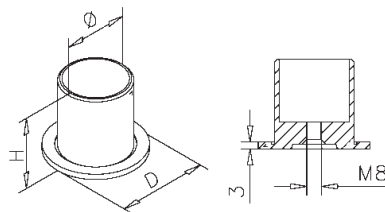
Art.Nr.	Ø	H	D	
12.0519.076.12	76,2 (3")	10	Ø101,6 (4")	●
12.0519.101.12	101,6 (4")	10	Ø129,0	●
12.0519.129.12	129,0	10	Ø168,3	●





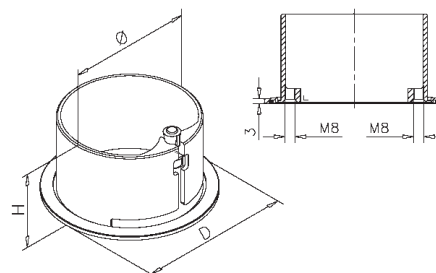
Tube connector
Rohrbefestigungshülse
Embase manchon
Buis bevestigingsflens

Art.Nr.	Ø	H	D	
12.0500.019.12	19,0	30	Ø25	●
11.0500.025.20	25,4 (1")	40	Ø40	◆
11.0500.038.20	38,1 (1,5")	40	Ø50	◆
11.0500.050.20	50,8 (2")	50	Ø60	◆



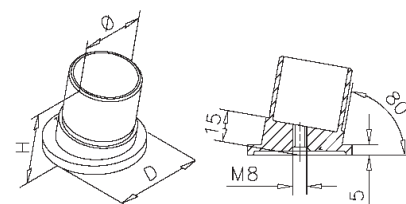
Tube connector
Rohrbefestigungshülse
Embase manchon
Buis bevestigingsflens

Art.Nr.	Ø	H	D	
12.0510.076.12	76,2 (3")	60	Ø95	●
12.0510.101.12	101,6 (4")	60	Ø120	●
12.0510.129.12	129,0	60	Ø150	●



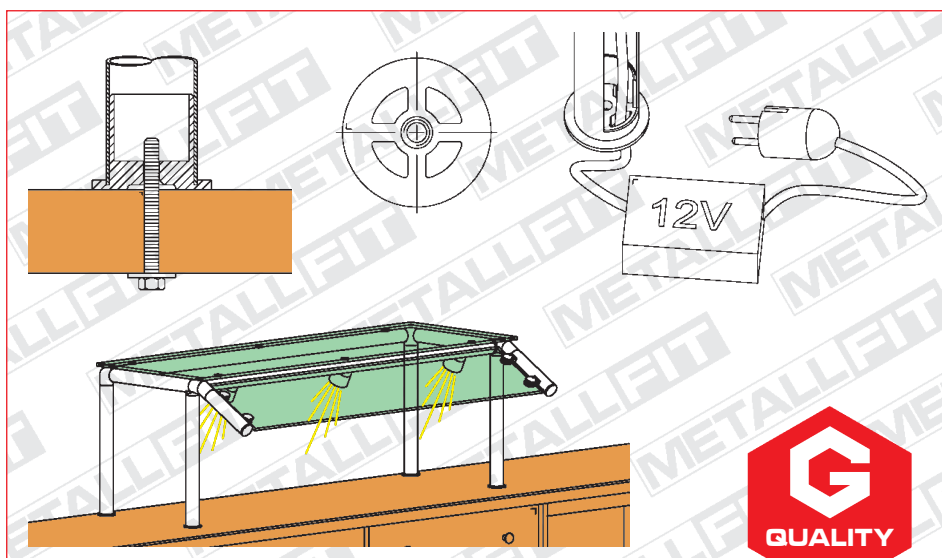
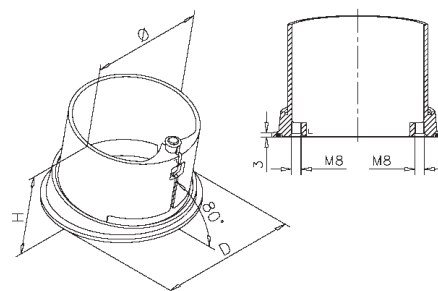
Tube connector 80°
Rohrbefestigungshülse 80°
Embase manchon 80°
Buis bevestigingsflens 80°

Art.Nr.	Ø	H	D	
11.0502.025.20	25,4 (1")	45	Ø40	◆
11.0502.038.20	38,1 (1,5")	45	Ø50	◆

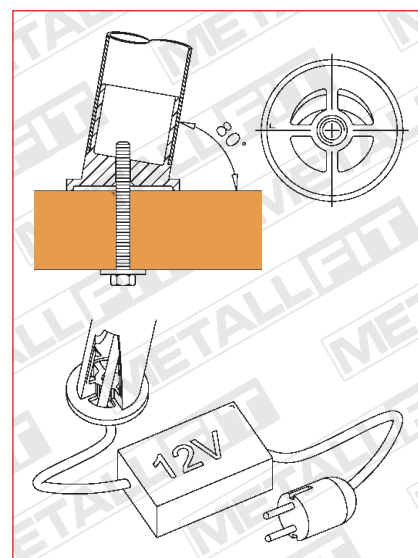


Tube connector 80°
Rohrbefestigungshülse 80°
Embase manchon 80°
Buis bevestigingsflens 80°

Art.Nr.	Ø	H	D	
12.0502.101.12	101,6 (4")	75	Ø120	●



11.0500.038.20 / 11.0500.050.20



11.0502.038.20

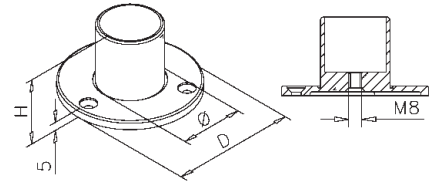
3



Wall and floor flange

Wand- und Bodenflansch
Embase
Muur en vloer flens

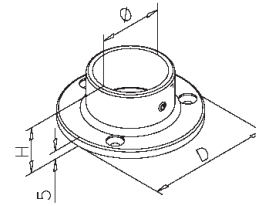
Art.Nr.	Ø	H	D	
12.0504.019.12	19,0	30	Ø40	●
11.0504.025.20	25,4 (1")	40	Ø52	◆
11.0504.038.20	38,1 (1,5")	40	Ø75	◆
11.0504.050.20	50,8 (2")	50	Ø100	◆



Wall and floor flange

Wand- und Bodenflansch
Embase
Muur en vloer flens

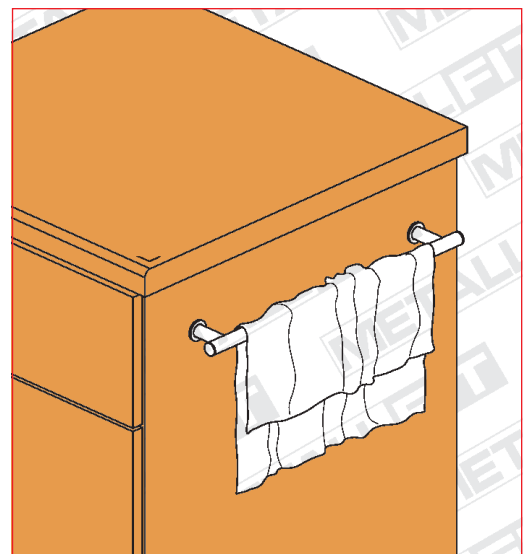
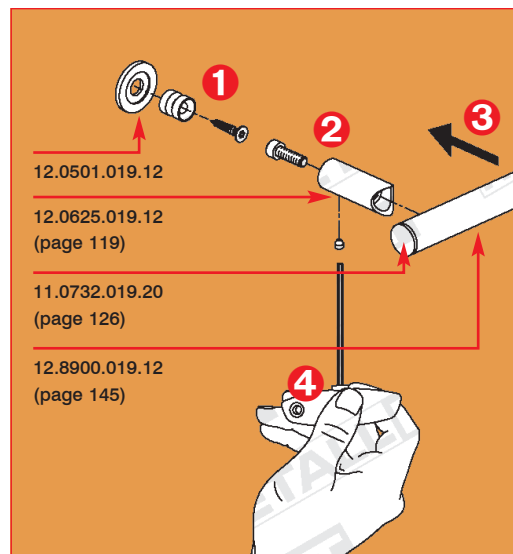
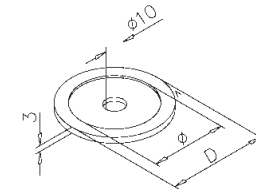
Art.Nr.	Ø	H	D	
12.0505.019.12	19,0	15	Ø50	●
11.0505.025.20	25,4 (1")	20	Ø60	◆
11.0505.038.20	38,1 (1,5")	28	Ø75	◆
11.0505.050.20	50,8 (2")	30	Ø100	◆
12.0505.076.12	76,2 (3")	30	Ø125	●
12.0505.101.12	101,6 (4")	40	Ø155	●
12.0505.129.12	129,0	40	Ø185	●
12.0505.168.12	168,3	40	Ø225	●



Rosette

Rosette
Rosace
Rozet

Art.Nr.	Ø	D	
12.0501.019.12	19,0	Ø30	●
12.0501.025.12	25,4 (1")	Ø40	●
12.0501.038.12	38,1 (1,5")	Ø50	●
12.0501.050.12	50,8 (2")	Ø60	●

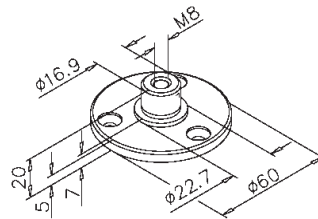


NEW DESIGN



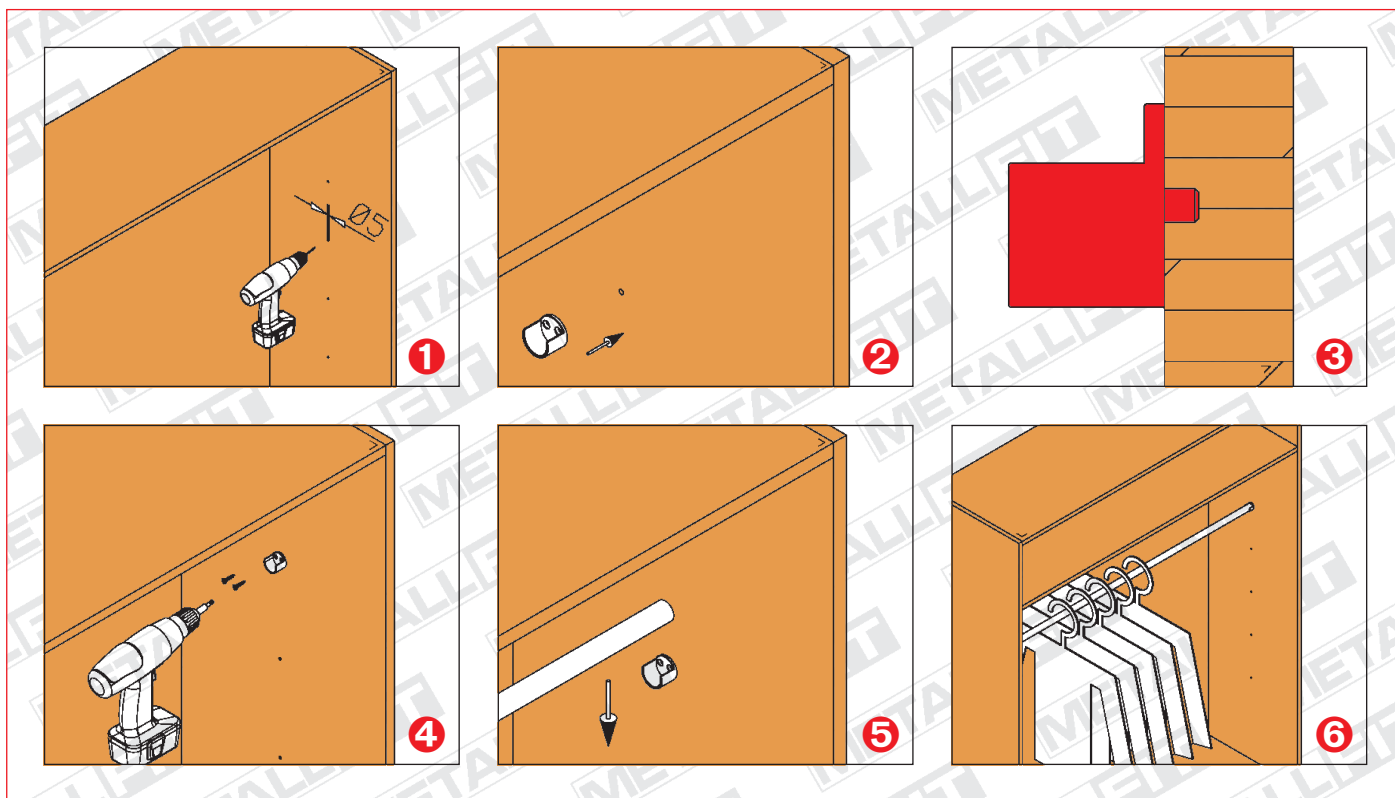
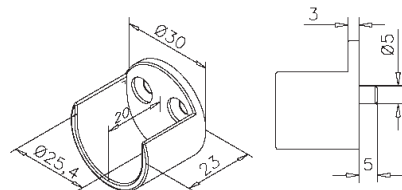
Base flange
Innenflansch
Embase manchon
Combinatie flens

Art.Nr.	Ø	
11.0503.025.20	25,4 (1")	



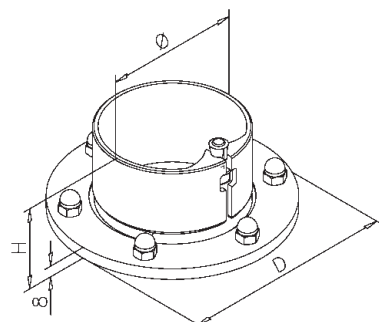
Open flange
Wandflansch offen
Naissance ouverte
Halve muur flens

Art.Nr.	Ø	
11.0508.025.20	25,4 (1")	



Wall and floor flange - Industrial look
Wand- und Bodenflansch
Embase
Muur en vloer flens

Art.Nr.	Ø	H	D	
12.0509.101.12	101,6 (4")	60	Ø155	
12.0509.129.12	129,0	60	Ø185	
12.0509.168.12	168,3	60	Ø225	

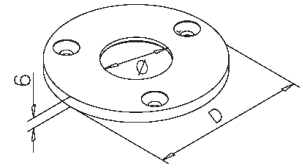




Floor flange

Bodenflansch
Embase de sol à souder
Vloer flens

Art.Nr.	Ø	D	
12.0506.025.00	22,5	Ø70	●
12.0506.038.00	35,0	Ø90	●
12.0506.050.00	48,0	Ø110	●



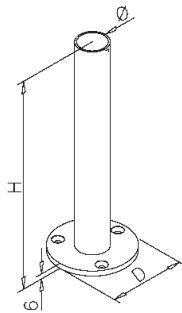
3



Inner tube with flange

Innenrohr mit Flansch
Tube insert en acier
Binnen buis met flens

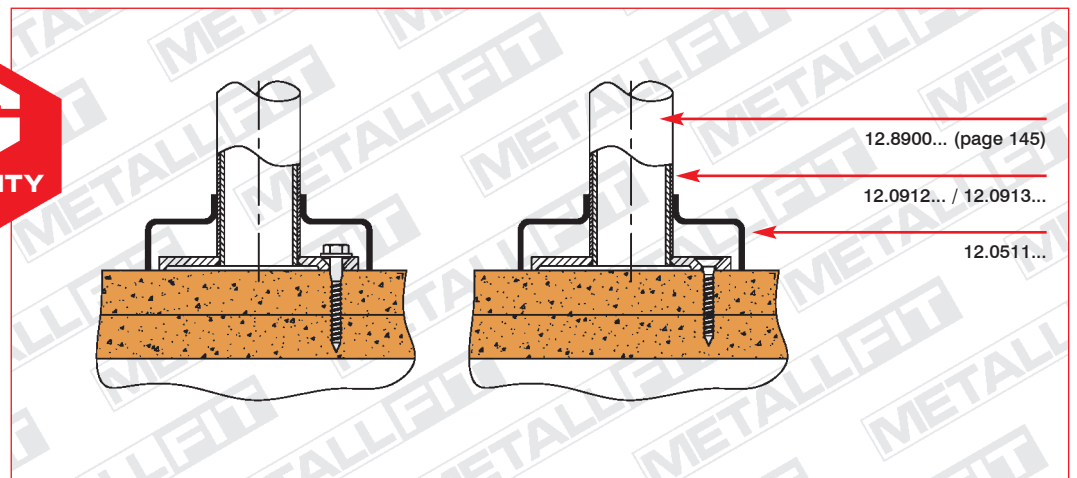
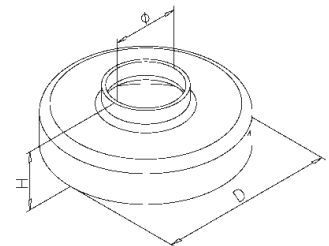
Art.Nr.	Ø	H	D	
12.0912.025.00	22,5	250	Ø70	●
12.0912.038.00	35,0	250	Ø90	●
12.0912.050.00	48,0	250	Ø110	●
12.0913.025.00	22,5	830	Ø70	●
12.0913.038.00	35,0	830	Ø90	●
12.0913.050.00	48,0	830	Ø110	●



Base cover for 12.0912.../12.0913...

Abdeckkappe für 12.0912.../12.0913...
Cache embase pour 12.0912.../12.0913...
Afdekkap t.b.v. 12.0912.../12.0913...

Art.Nr.	Ø	H	D	
12.0511.025.12	25,4 (1")	30	Ø82	●
12.0511.038.12	38,1 (1,5")	34	Ø102	●
12.0511.050.12	50,8 (2")	40	Ø125	●



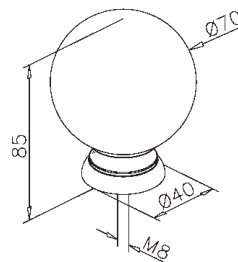


Universal angle ball

Endkugel
Boule d'ornement
Eindbol

Art.Nr.

11.0211.050.20



Ball top

Endkugel
Boule d'ornement
Eindbol

Art.Nr.

11.0212.025.20

Ø

25,4 (1")

H

65

D

Ø45



11.0212.038.20

38,1 (1,5")

90

Ø70

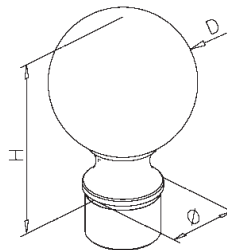


11.0212.050.20

50,8 (2")

120

Ø90



End ball

Zierkugel
Boule d'ornement
Sierkugel

Art.Nr.

12.0220.020.12

Ø

20

H

18,5

B

10,5

G

M6



12.0220.025.12

25

23,5

12

M8



12.0220.030.12

30

28,5

13

M8



12.0220.040.12

40

38,5

15

M8



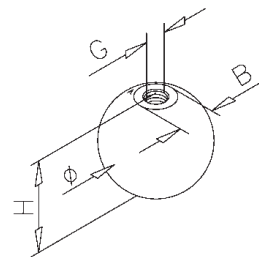
12.0220.050.12

50

48,5

17

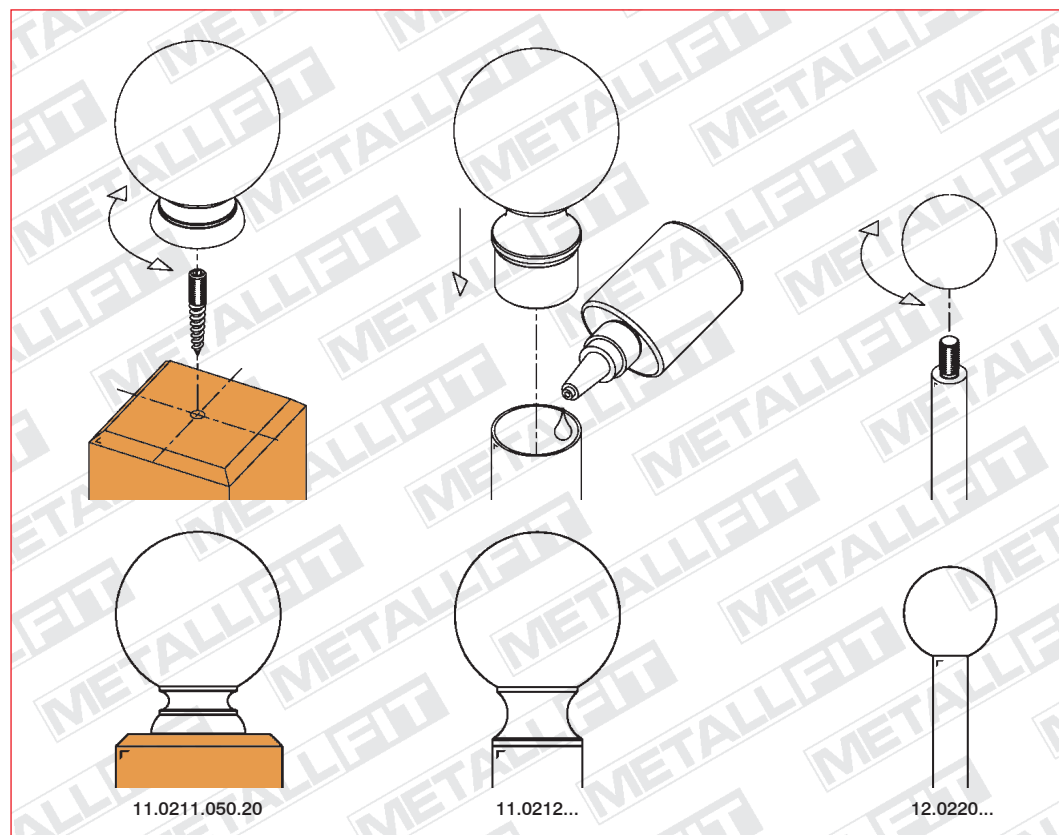
M8



EXTRA-LOCK
50 ml

Metal glue
Metallkleber
Colle métal
Metaal lijm

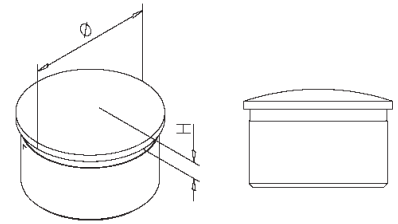
Art.Nr. 19.1330.000.00





Arched end cap
Endkappe gewölbt
Embout bombé
Afgeronde eindstop

Art.Nr.	Ø	H	
11.0729.019.20	19,0	3,5	
11.0729.025.20	25,4 (1")	5	
11.0729.038.20	38,1 (1,5")	5	
11.0729.050.20	50,8 (2")	5	

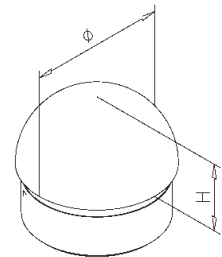


3



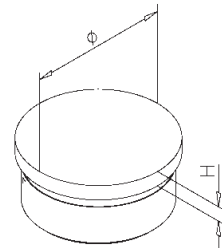
Domed end cap
Endkappe halbrund
Embout arrondi
Halfronde eindstop

Art.Nr.	Ø	H	
11.0730.025.20	25,4 (1")	13	
11.0730.038.20	38,1 (1,5")	19	
11.0730.050.20	50,8 (2")	25	



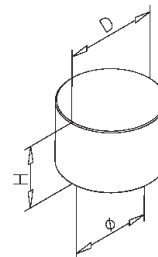
Flat end cap
Endkappe flach
Embout plat
Vlakke eindstop

Art.Nr.	Ø	H	
11.0732.019.20	19,0	2	
11.0732.025.20	25,4 (1")	4	
11.0732.038.20	38,1 (1,5")	4	
11.0732.050.20	50,8 (2")	4	

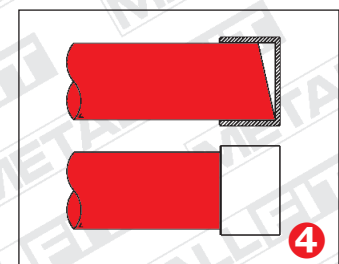
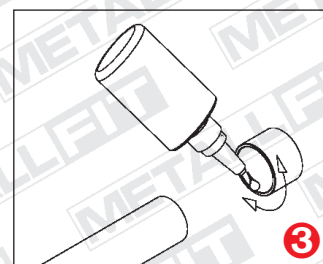
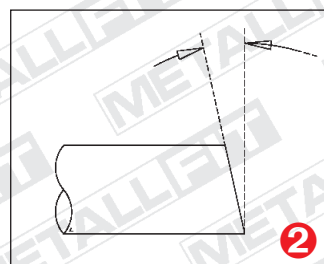
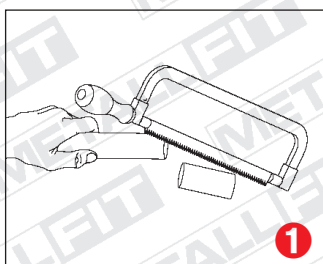


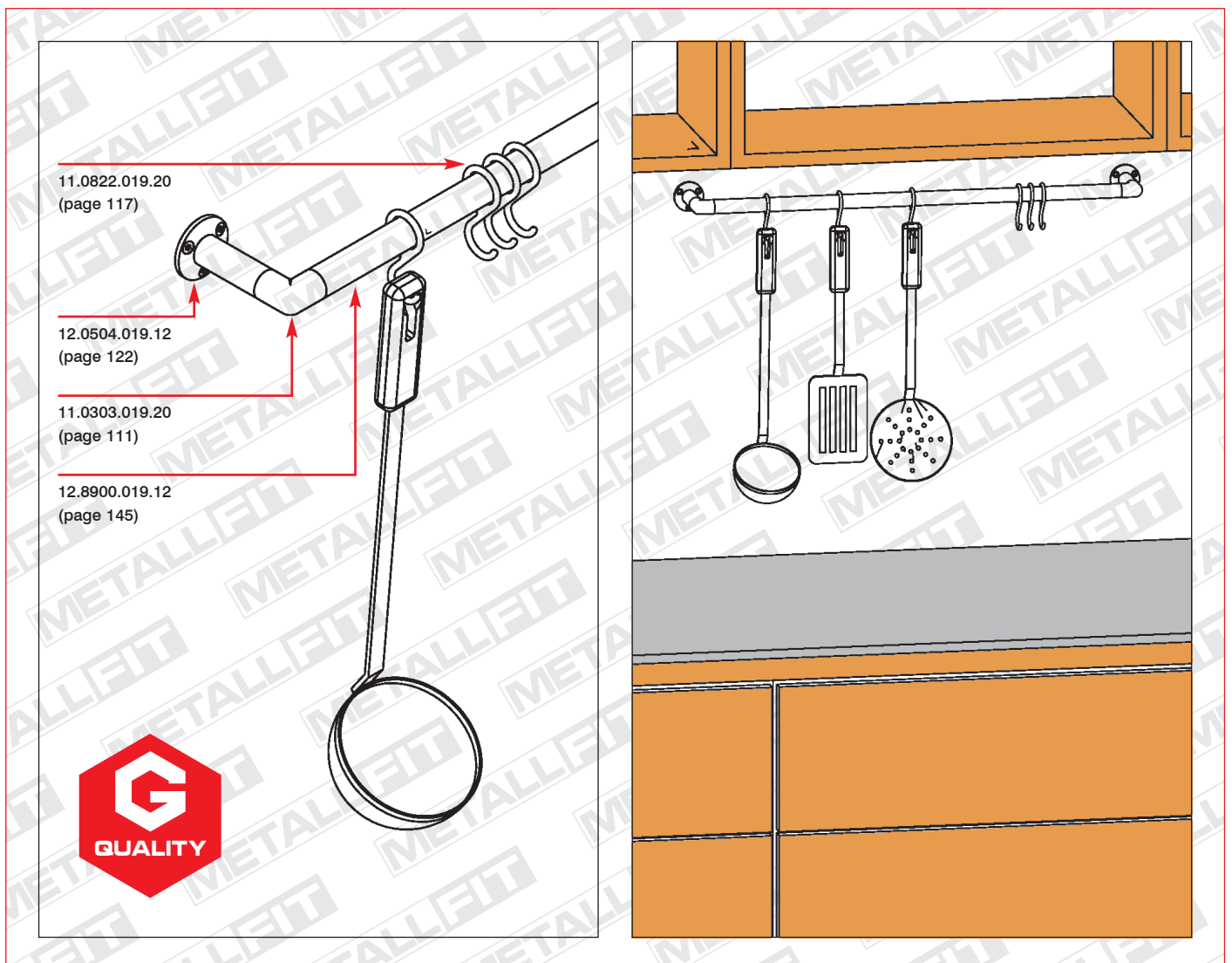
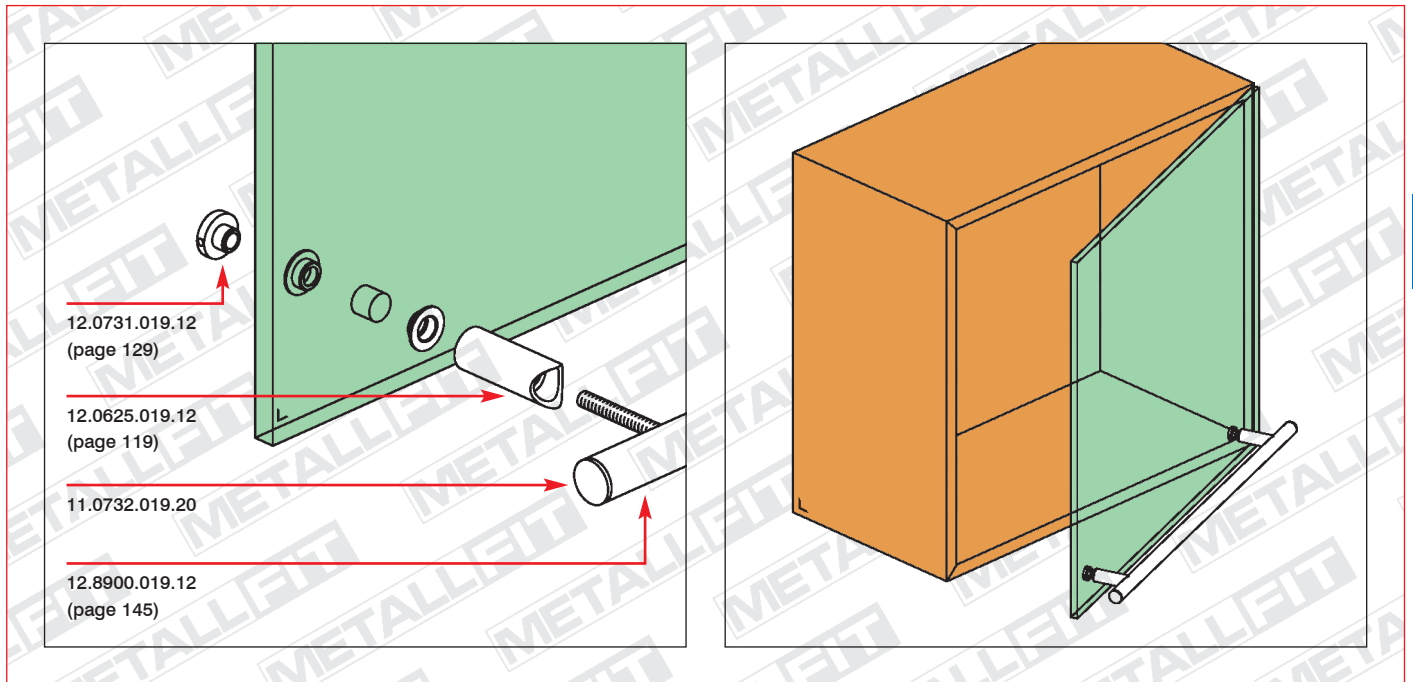
End cap, fits over tube
Aufsteck-Endkappe flach
Embout plat à emboîter
Eindkap, passend over buis

Art.Nr.	Ø	H	D	
12.0736.038.12	38,1 (1,5")	30	Ø44	



12.0736.038.12



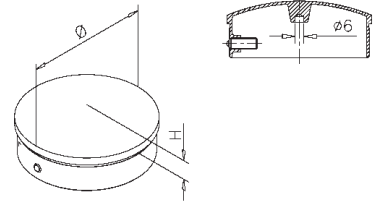


3



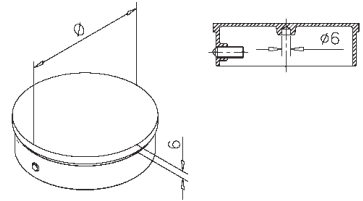
Arched end cap
Endkappe gewölbt
Embout bombé
Afgeronde eindstop

Art.Nr.	Ø	H	
12.0729.076.12	76,2 (3")	14	●
12.0729.101.12	101,6 (4")	16	●
12.0729.129.12	129,0	17	●



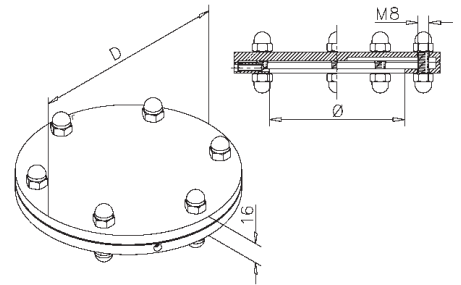
Flat end cap
Endkappe flach
Embout plat
Vlakke eindstop

Art.Nr.	Ø	
12.0732.076.12	76,2 (3")	●
12.0732.101.12	101,6 (4")	●
12.0732.129.12	129,0	●
12.0732.168.12	168,3	●



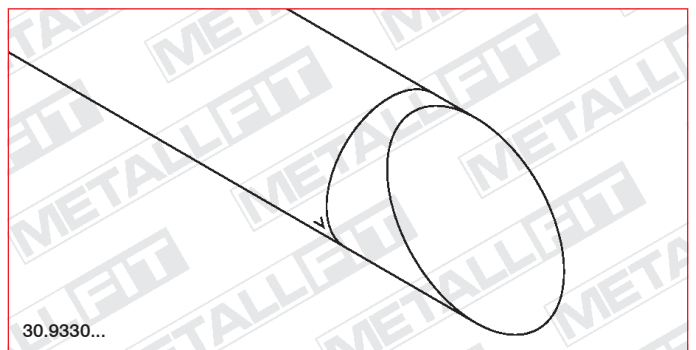
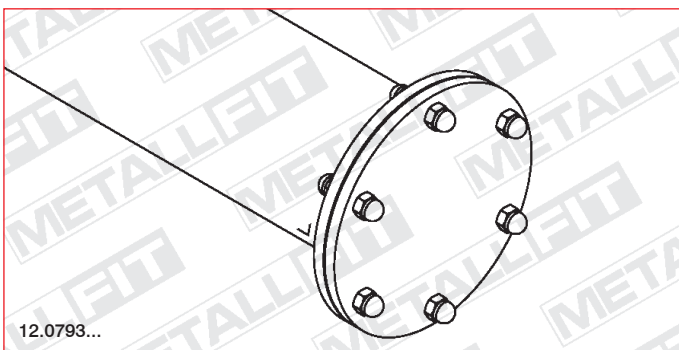
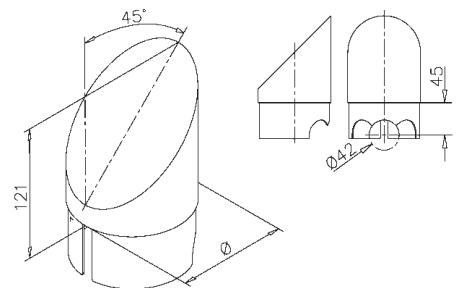
End cap - Industrial look
Endkappe
Embout
Eindstop

Art.Nr.	Ø	D	
12.0793.101.12	101,6 (4")	Ø155	●
12.0793.129.12	129,0	Ø185	●
12.0793.168.12	168,3	Ø225	●



End cap - Deco look
Endkappe
Embout
Eindstop

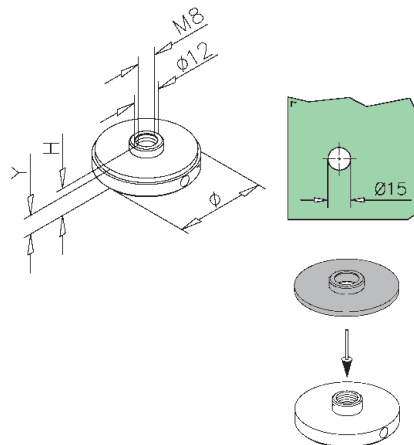
Art.Nr.	Ø	
30.9330.076.12	76,2 (3")	●
30.9330.101.12	101,6 (4")	●



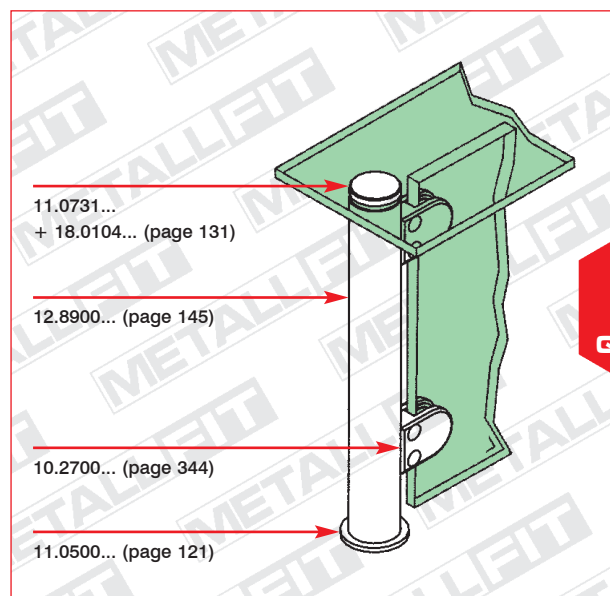


Finial with M8
 Zier-Abschlusscheibe
 Embout de finition taraudé M8
 Sier afsluitkap

Art.Nr.	Ø	H	Y
12.0731.019.12	19,0	10	4
11.0731.025.20	25,4 (1")	10,5	6
11.0731.038.20	38,1 (1,5")	11,5	8
11.0731.050.20	50,8 (2")	13,5	10

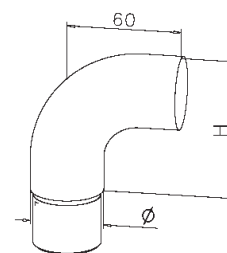


3



End scroll
 Endbogen
 Embout crosse
 Eindknop

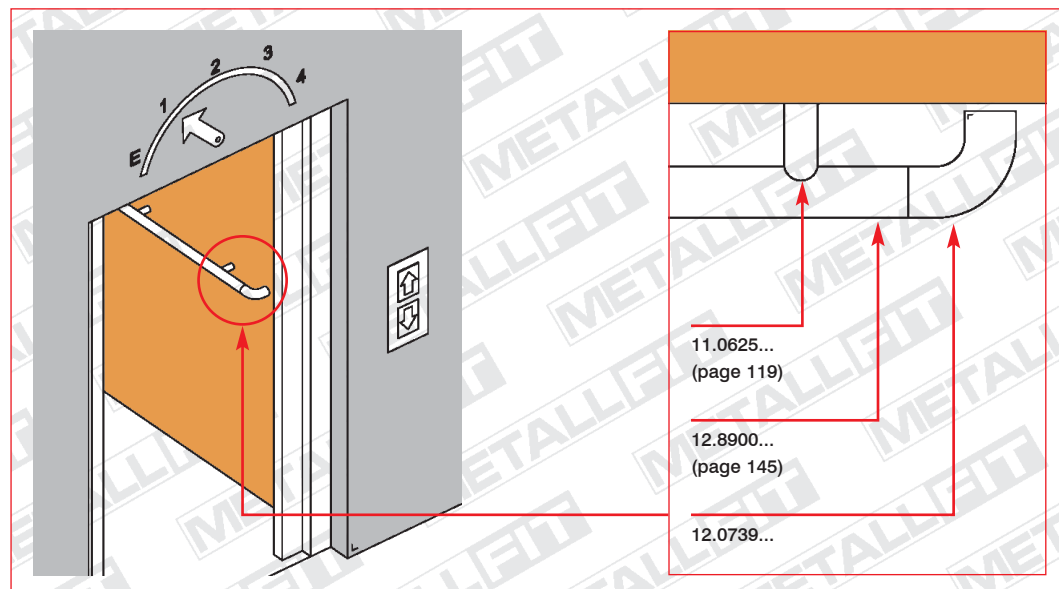
Art.Nr.	Ø	H
12.0739.038.12	38,1 (1,5")	75
12.0739.050.12	50,8 (2")	80



EXTRA-LOCK
 50 ml

Metal glue
 Metallkleber
 Colle métal
 Metaal lijm

Art.Nr.
 19.1330.000.00

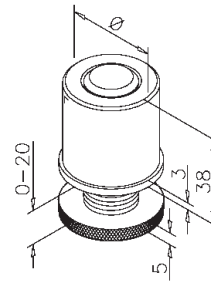


3



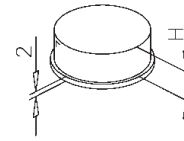
Adjustable nylon end cap
 Kunststoff-Endkappe, verstellbar
 Embout PVC ajustable
 Verstelbare kunststof eindkap

Art.Nr.	Ø
18.0062.025.00	25,4 (1")
18.0062.038.00	38,1 (1,5")
18.0062.050.00	50,8 (2")



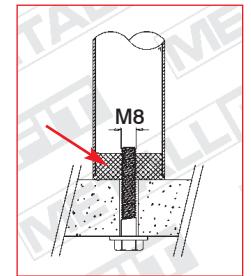
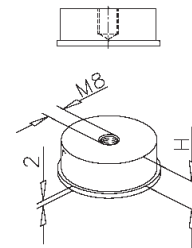
Nylon end cap
 Kunststoff-Endkappe
 Embout PVC
 Kunststof eindkap

Art.Nr.	Ø	H
18.0100.025.00	25,4 (1")	9
18.0100.038.00	38,1 (1,5")	12
18.0100.050.00	50,8 (2")	12



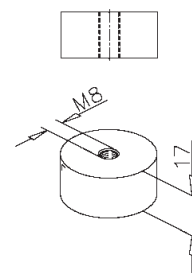
Nylon end cap
 Kunststoff-Endkappe
 Embout PVC taraudé
 Kunststof eindkap

Art.Nr.	Ø	H
18.0101.019.00	19,0	14
18.0101.025.00	25,4 (1")	12
18.0101.038.00	38,1 (1,5")	14
18.0101.050.00	50,8 (2")	14



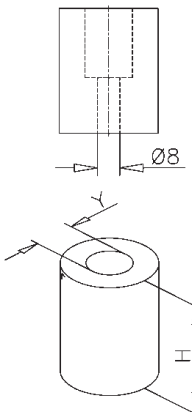
Nylon plug
 Kunststoff-Pfropfen
 Bouchon PVC taraudé
 Kunststof prop

Art.Nr.	Ø
18.0102.025.00	25,4 (1")
18.0102.038.00	38,1 (1,5")
18.0102.050.00	50,8 (2")



Nylon plug
 Kunststoff-Pfropfen
 Bouchon PVC à visser
 Kunststof prop

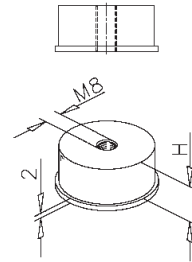
Art.Nr.	Ø	H	Y
18.0103.019.00	19,0	35	Ø15
18.0103.025.00	25,4 (1")	40	Ø17
18.0103.038.00	38,1 (1,5")	45	Ø17
18.0103.050.00	50,8 (2")	50	Ø17
18.0103.076.00	76,2 (3")	60	Ø17
18.0103.101.00	101,6 (4")	60	Ø17





Nylon end cap
Kunststoff-Endkappe
Embout PVC taraudé
Kunststof eindkap

Art.Nr.	Ø	H
18.0104.019.00	19,0	14
18.0104.025.00	25,4 (1")	13
18.0104.038.00	38,1 (1,5")	15
18.0104.050.00	50,8 (2")	15

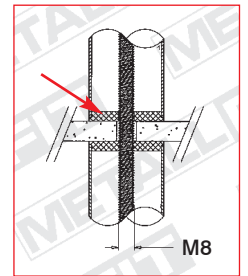
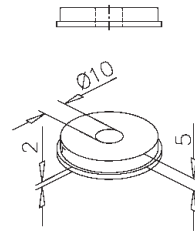


3



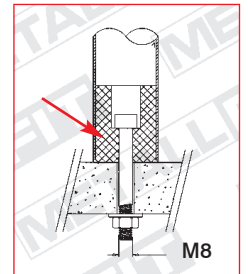
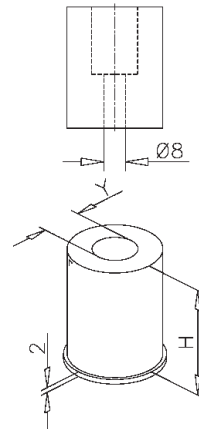
Nylon end cap
Kunststoff-Endkappe
Embout PVC percé
Kunststof eindkap

Art.Nr.	Ø
18.0105.019.00	19,0
18.0105.025.00	25,4 (1")
18.0105.038.00	38,1 (1,5")
18.0105.050.00	50,8 (2")
18.2105.076.00	76,2 (3")
18.2105.101.00	101,6 (4")



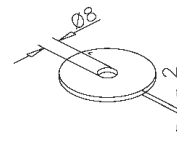
Nylon end cap
Kunststoff-Endkappe
Bouchon PVC percé
Kunststof eindkap

Art.Nr.	Ø	H	Y
18.0106.019.00	19,0	35	Ø15
18.0106.025.00	25,4 (1")	40	Ø17
18.0106.038.00	38,1 (1,5")	45	Ø17
18.0106.050.00	50,8 (2")	50	Ø17
18.2106.076.00	76,2 (3")	62	Ø17
18.2106.101.00	101,6 (4")	62	Ø17



Nylon rosette
Kunststoff-Unterlegscheibe
Rosace PVC
Kunststof schijf

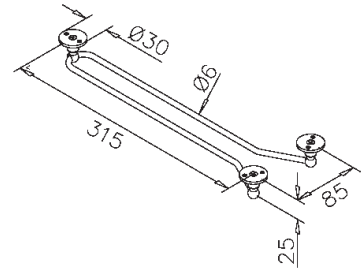
Art.Nr.	Ø
18.0107.025.00	25,4 (1")
18.0107.038.00	38,1 (1,5")
18.0107.050.00	50,8 (2")





Glass rack
Gläserhalter
Support à verres
Glazenhouder

Art.Nr.
12.0874.315.12

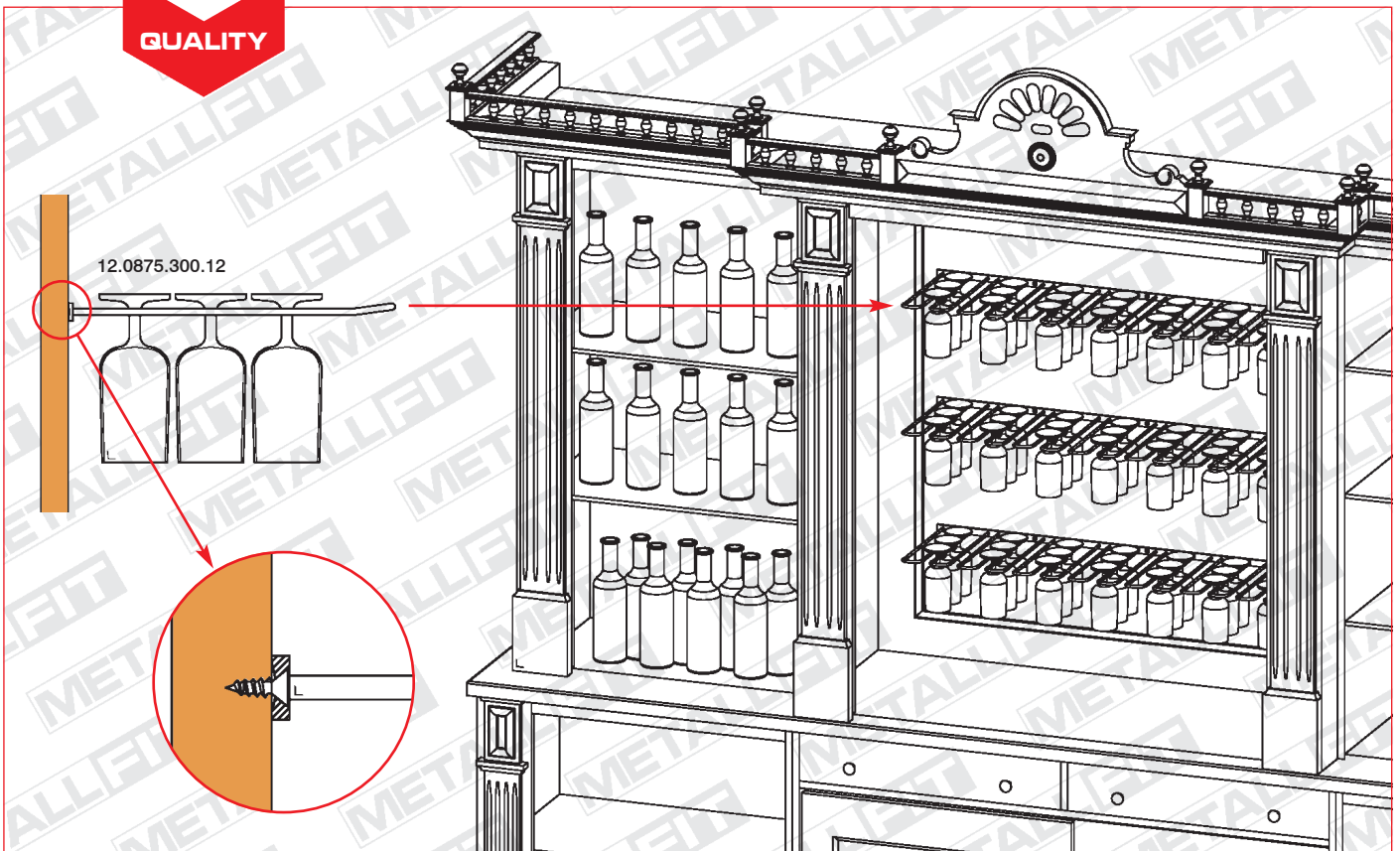
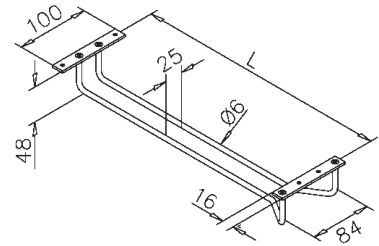


3

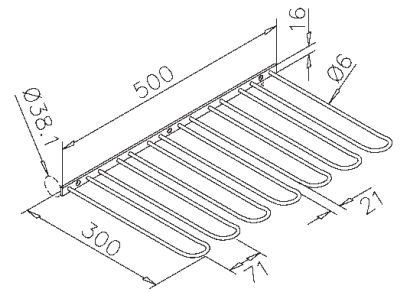


Glass rack
Gläserhalter
Support à verres
Glazenhouder

Art.Nr.	L
12.0873.300.12	300
12.0873.350.12	350
12.0873.400.12	400
12.0873.450.12	450

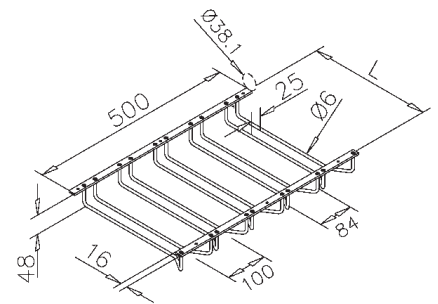
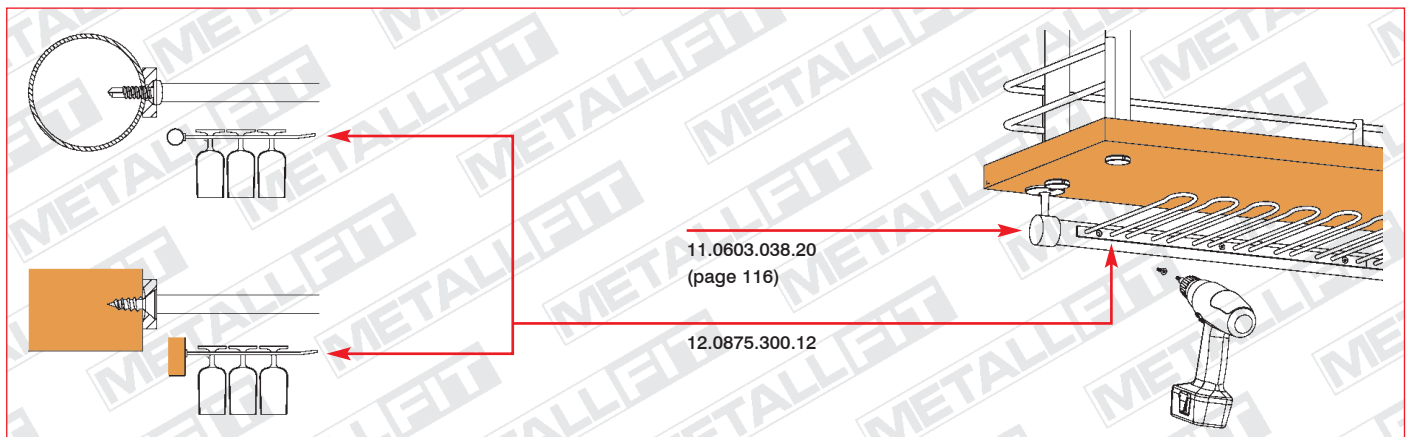


12.0875.300.12



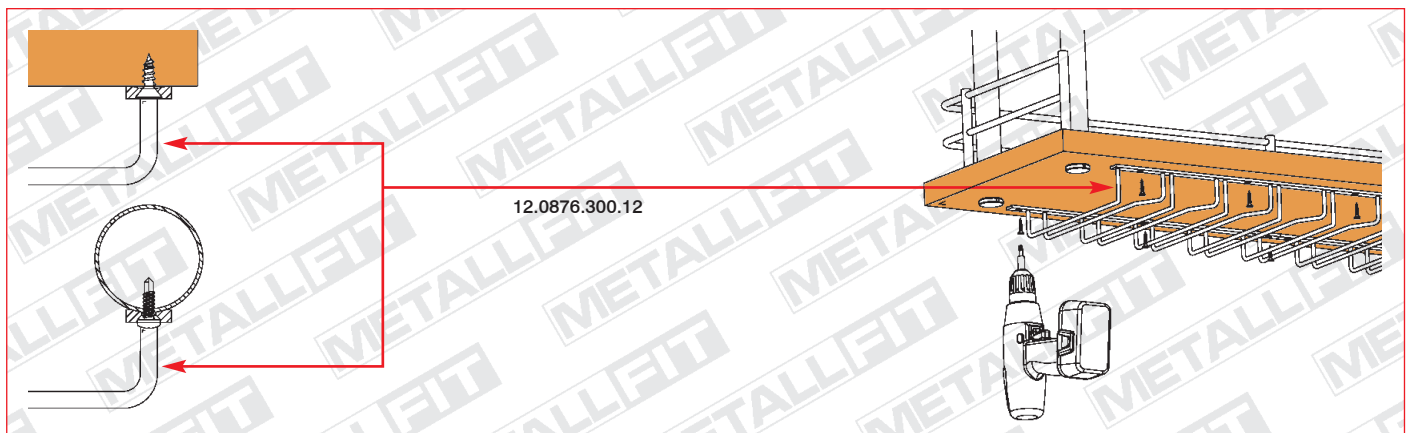
Glass rack
Gläserhalter
Ratelier à verres
Glazenhouder

Art.Nr.	Ø
12.0875.300.12	38,1 (1,5")



Glass rack
Gläserhalter
Ratelier à verres
Glazenhouder

Art.Nr.	L	Ø
12.0876.300.12	300	38,1 (1,5")
12.0876.350.12	350	38,1 (1,5")



3

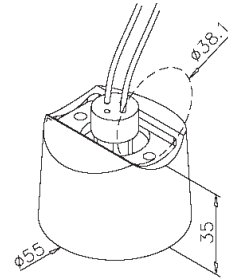


Tube lamp connector

Halogenstrahler
Spot halogène à fixer sur tube
Halogeenspot

Art.Nr.
12.0990.038.12

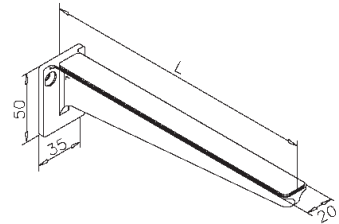
*incl. bulb socket and illuminant 20 W / inkl. Fassung und Leuchtmittel 20 W
comprenant douille et ampoule 20 W / incl. fitting en halogeenlamp 20 W*



Shelf support with rubber strip

Glasplattenträger mit Gummiauflage
Support tablette avec cale caoutchouc
Glasplankdrager met rubber oplage

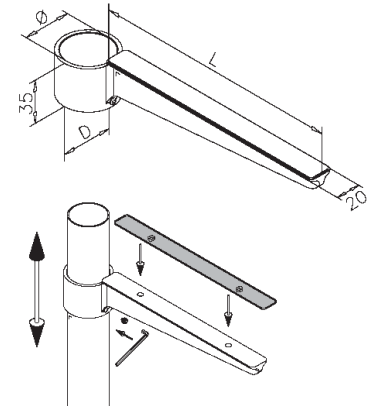
Art.Nr.	L
11.0071.000.20	200
11.0072.000.20	300



Shelf support with rubber strip

Glasplattenträger mit Gummiauflage
Support tablette avec cale caoutchouc
Glasplankdrager met rubber oplage

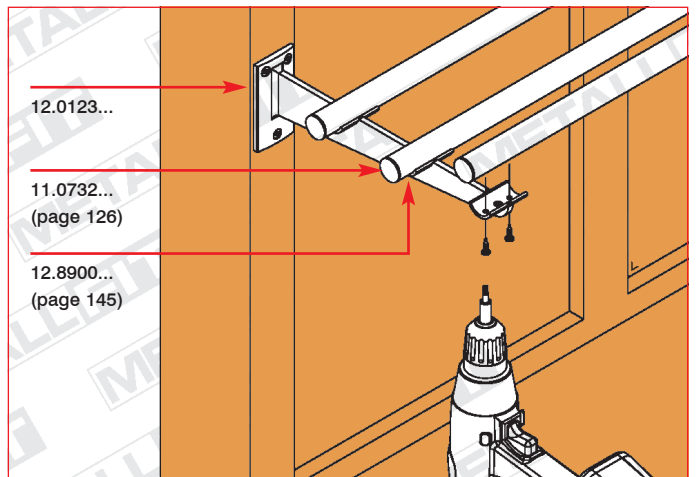
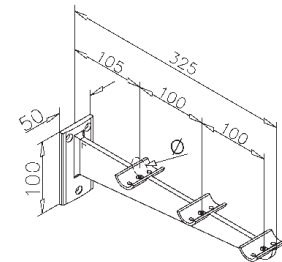
Art.Nr.	Ø	D	L
11.0741.025.20	25,4 (1")	Ø32	200
11.0741.038.20	38,1 (1,5")	Ø45	200
11.0742.025.20	25,4 (1")	Ø32	300
11.0742.038.20	38,1 (1,5")	Ø45	300



Tray slide bracket

Tabletrutschenträger
Support porte-plateaux
Buizensteun

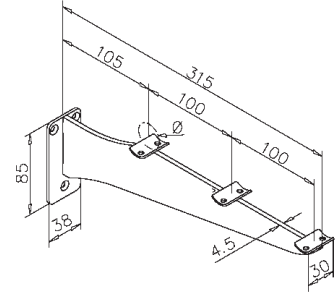
Art.Nr.	Ø
12.0123.025.12	25,4 (1")
12.0123.038.12	38,1 (1,5")





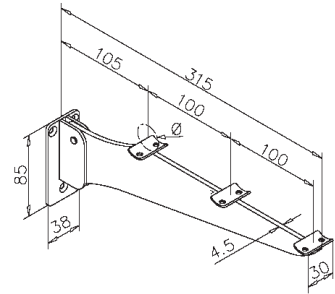
Tray slide bracket
 Tabletrutschenträger
 Support porte-plateaux
 Buizensteun

Art.Nr.	Ø
12.0125.025.12	25,4 (1")



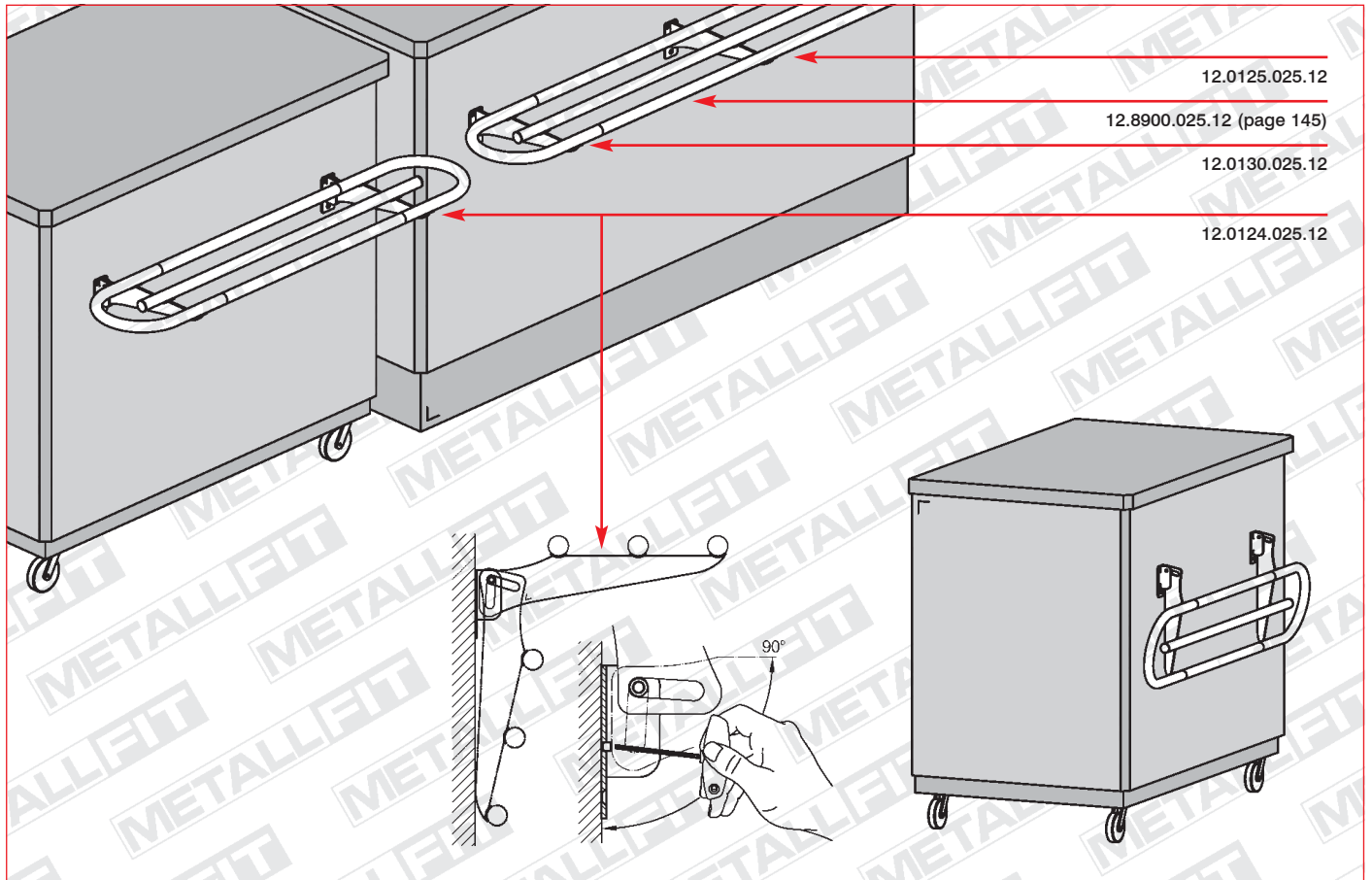
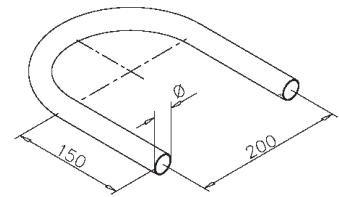
Tray slide bracket, foldable
 Tabletrutschenträger, klappbar
 Support porte-plateaux, rabattable
 Buizensteun, klapbaar

Art.Nr.	Ø
12.0124.025.12	25,4 (1")



Tray slide end
 Tabletrutschenabschluss
 Embout porte-plateaux
 Afsluitstuk

Art.Nr.	Ø
12.0130.025.12	25,4 (1")



12.0125.025.12

12.8900.025.12 (page 145)

12.0130.025.12

12.0124.025.12

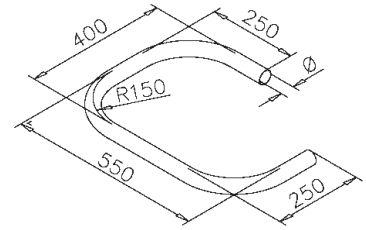
3



Waitress station 270°

Trennbügel 270°
Séparateur 270°
Kelnerbeugel 270°

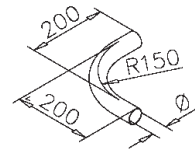
Art.Nr.	Ø	
12.0902.038.12	38,1 (1,5")	●
12.0902.050.12	50,8 (2")	●



Bend tube 90°

Bogen 90°
Cintre 90°
Bocht 90°

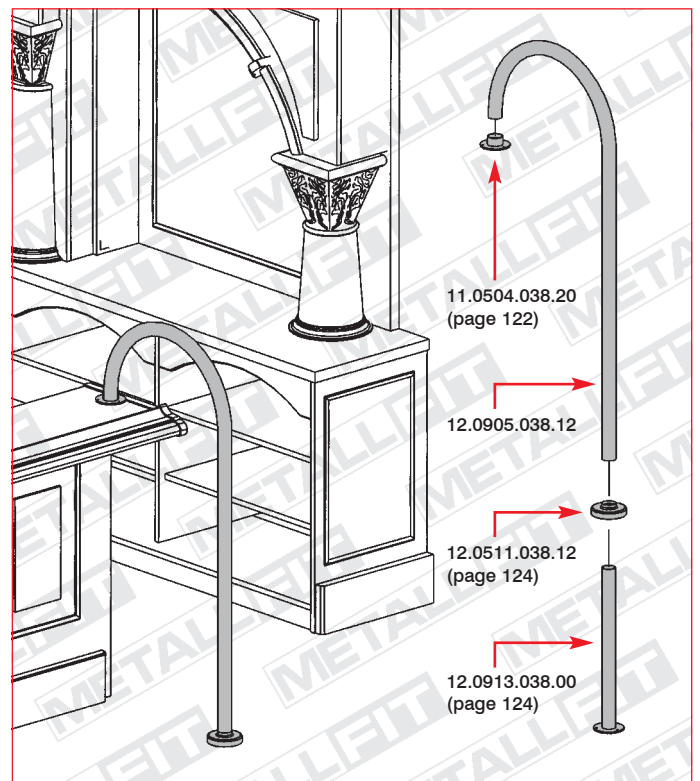
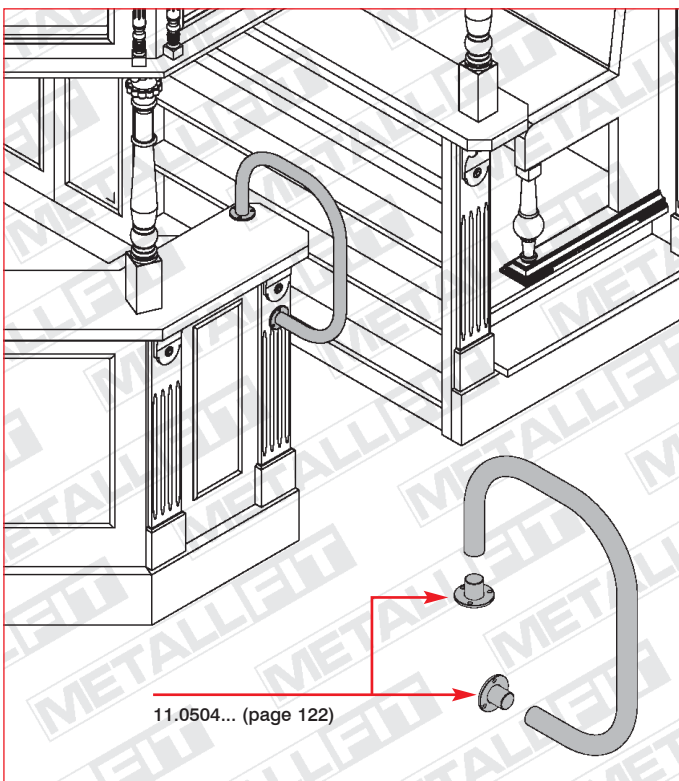
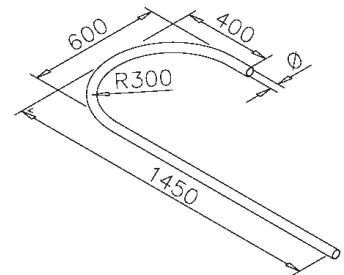
Art.Nr.	Ø	
12.0903.038.12	38,1 (1,5")	●
12.0903.050.12	50,8 (2")	●



Waitress station 180°

Trennbügel 180°
Séparateur 180°
Kelnerbeugel 180°

Art.Nr.	Ø	
12.0905.038.12	38,1 (1,5")	●



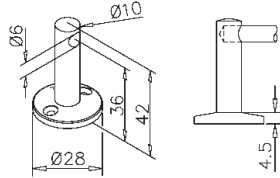
„Mini rail - Ø 6 mm“

for mounting on wood / für Holzmontage /
fixation sur bois / voor montage op hout



End bracket / Endstütze
Support borgne / Eindsteun

Art.Nr.
11.0650.006.20



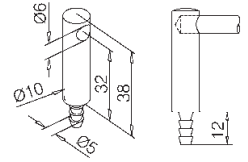
„Mini rail - Ø 6 mm“

for mounting on wood / für Holzmontage /
fixation sur bois / voor montage op hout



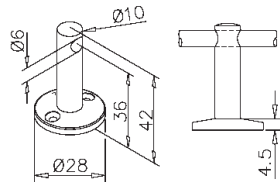
End bracket / Endstütze
Support borgne / Eindsteun

Art.Nr.
11.0660.006.20



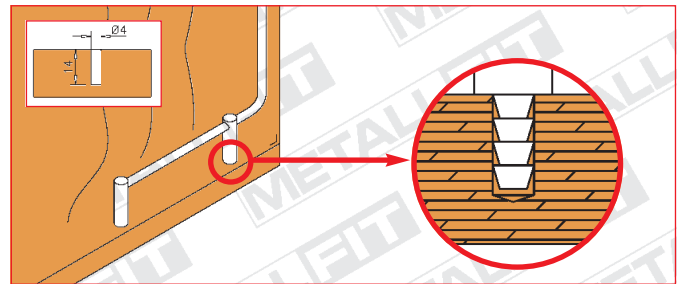
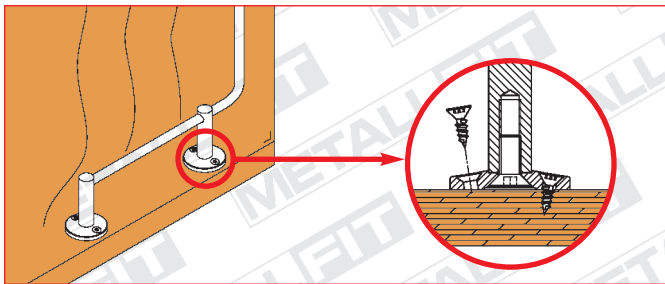
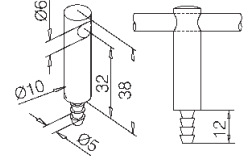
Centre bracket / Mittelstütze
Support traversant / Middensteun

Art.Nr.
11.0651.006.20



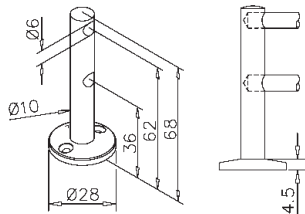
Centre bracket / Mittelstütze
Support traversant / Middensteun

Art.Nr.
11.0661.006.20



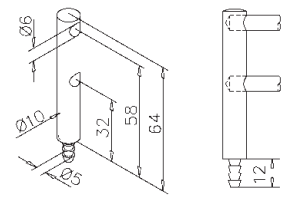
Double end bracket / Doppelte Endstütze
Support double borgne / Dubbele eindsteun

Art.Nr.
11.0655.006.20



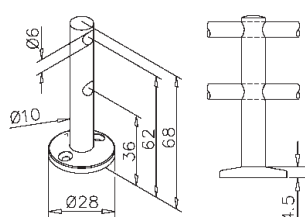
Double end bracket / Doppelte Endstütze
Support double borgne / Dubbele eindsteun

Art.Nr.
11.0665.006.20



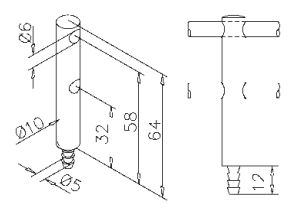
Double centre bracket / Doppelte Mittelstütze
Support double traversant / Dubbele middensteun

Art.Nr.
11.0656.006.20



Double centre bracket / Doppelte Mittelstütze
Support double traversant / Dubbele middensteun

Art.Nr.
11.0666.006.20





„Mini rail - Ø 6 mm“

for glue fixation / für Klebemontage /
à coller / voor lijm montage

„Mini rail - Ø 6 mm“

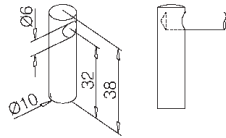
for mounting on glass / für Glasmontage /
fixation sur verre / voor montage op glas

3



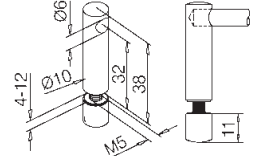
End bracket / Endstütze
Support borgne / Eindsteun

Art.Nr.
11.0670.006.20



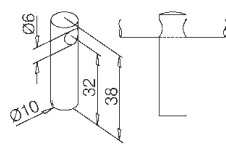
End bracket / Endstütze
Support borgne / Eindsteun

Art.Nr.
11.0680.006.20



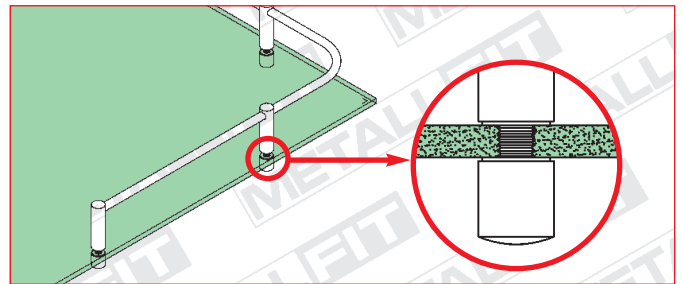
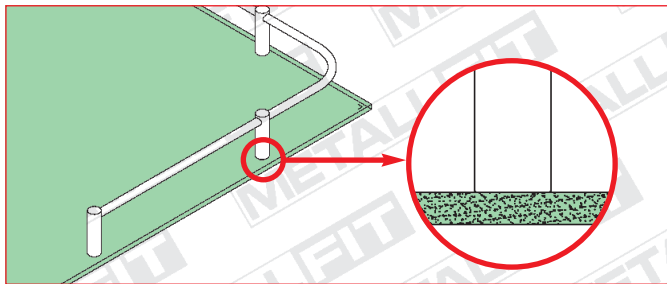
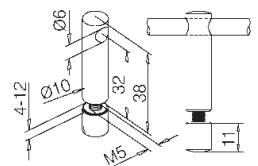
Centre bracket / Mittelstütze
Support traversant / Middensteun

Art.Nr.
11.0671.006.20



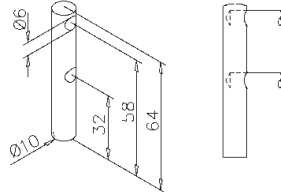
Centre bracket / Mittelstütze
Support traversant / Middensteun

Art.Nr.
11.0681.006.20



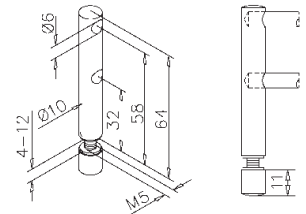
Double end bracket / Doppelte Endstütze
Support double borgne / Dubbele eindsteun

Art.Nr.
11.0675.006.20



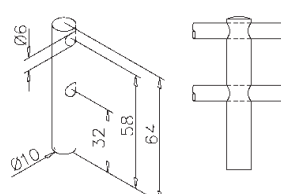
Double end bracket / Doppelte Endstütze
Support double borgne / Dubbele eindsteun

Art.Nr.
11.0685.006.20



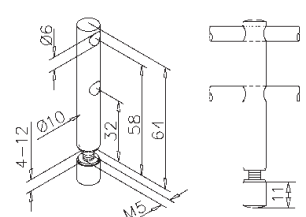
Double centre bracket / Doppelte Mittelstütze
Support double traversant / Dubbele middensteun

Art.Nr.
11.0676.006.20




Double centre bracket / Doppelte Mittelstütze
Support double traversant / Dubbele middensteun

Art.Nr.
11.0686.006.20



„Mini rail - Ø 6 mm“


Corner rods / Eckstäbe /
Cintre d'angles / Hoekstaf



Rod 90° / Stab 90°
Barre 90° / Staf 90°

Art.Nr.

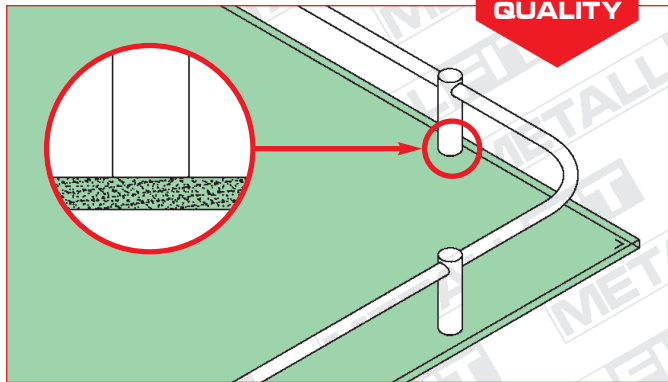
11.0940.006.20



Rod 2 x 135° / Stab 2 x 135°
Barre 2 x 135° / Staf 2 x 135°

Art.Nr.

11.0941.006.20



Glass-metal glue 50 g, with activator 10 ml
Glas-Metall Klebstoff 50 g, mit Aktivator 10 ml
Colle verre-métal 50g, avec activateur 10 ml
Glas-metaal lijm 50g, met activator 10 ml

Art.Nr.

19.1370.000.00



Stainless steel
Edelstahl
Inox
RVS



Zintec
Zinkdruckguss
Zamak
Zamack

+



„Mini rail - Ø 6 mm“

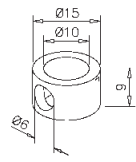
Adapters / Adapter /
Adaptateurs / Adapter



for end bracket / für Endstütze
pour support borgne / voor eindsteun

Art.Nr.

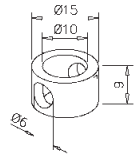
11.0690.006.20



for centre bracket / für Mittelstütze
pour support traversant / voor middensteun

Art.Nr.

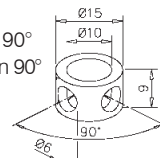
11.0691.006.20



for elbow bracket 90° / für Eckstütze 90°
pour raccord d'angle 90° / voor hoeksteun 90°

Art.Nr.

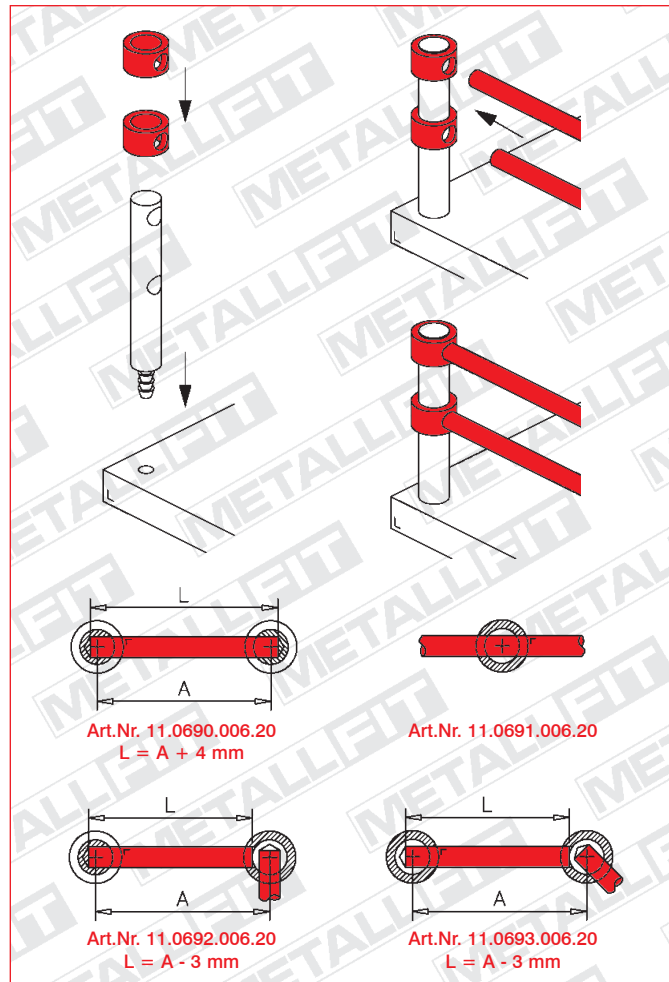
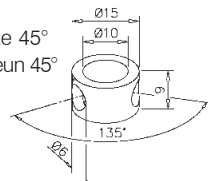
11.0692.006.20



for elbow bracket 45° / für Eckstütze 45°
pour raccord d'angle 45° / voor hoeksteun 45°

Art.Nr.

11.0693.006.20



3

„Mini rail - Ø 10 mm“

for mounting on wood / für Holzmontage /
fixation sur bois / voor montage op hout

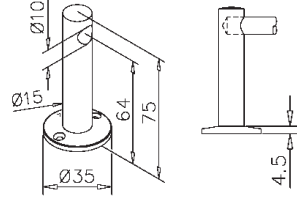
„Mini rail - Ø 10 mm“

for mounting on wood / für Holzmontage /
fixation sur bois / voor montage op hout



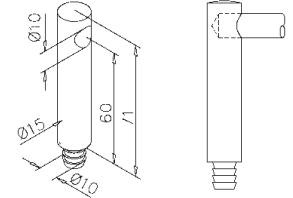
End bracket / Endstütze
Support borgne / Eindsteun

Art.Nr.
11.0650.010.20



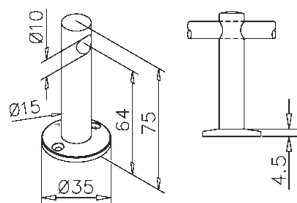
End bracket / Endstütze
Support borgne / Eindsteun

Art.Nr.
11.0660.010.20



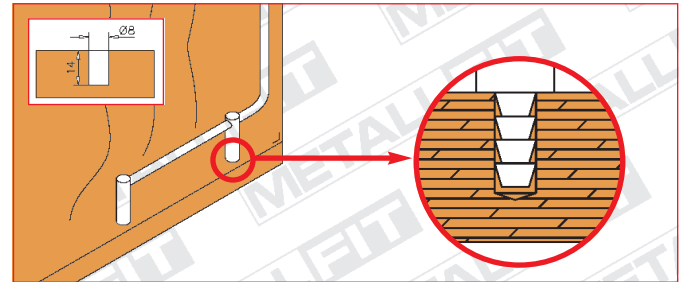
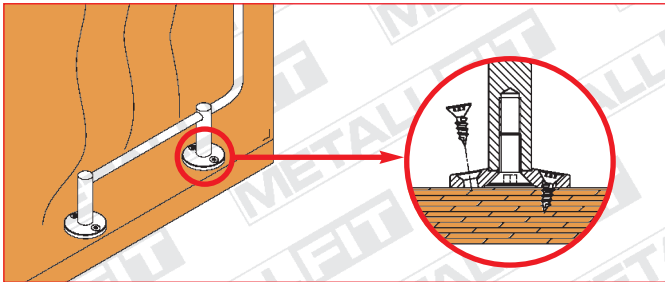
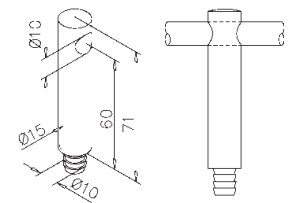
Centre bracket / Mittelstütze
Support traversant / Middensteun

Art.Nr.
11.0651.010.20



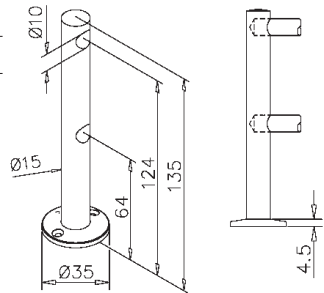
Centre bracket / Mittelstütze
Support traversant / Middensteun

Art.Nr.
11.0661.010.20



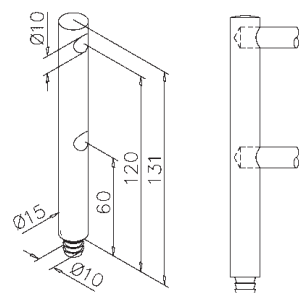
Double end bracket / Doppelte Endstütze
Support double borgne / Dubbele eindsteun

Art.Nr.
11.0655.010.20



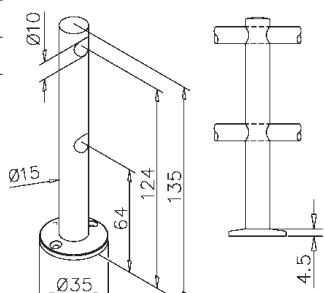
Double end bracket / Doppelte Endstütze
Support double borgne / Dubbele eindsteun

Art.Nr.
11.0665.010.20



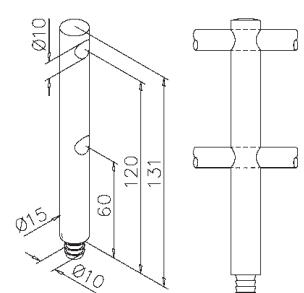
Double centre bracket / Doppelte Mittelstütze
Support double traversant / Dubbele middensteun

Art.Nr.
11.0656.010.20



Double centre bracket / Doppelte Mittelstütze
Support double traversant / Dubbele middensteun

Art.Nr.
11.0666.010.20



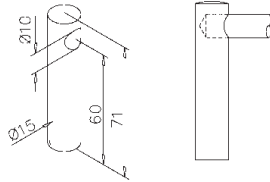
„Mini rail - Ø 10 mm“
 for glue fixation / für Klebemontage /
 à coller / voor lijm montage

„Mini rail - Ø 10 mm“
 for mounting on glass / für Glasmontage /
 fixation sur verre / voor montage op glas



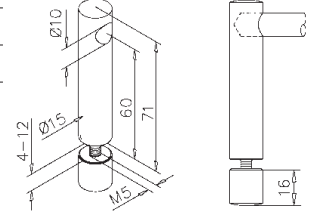
End bracket / Endstütze
 Support borgne / Eindsteun

Art.Nr.
 11.0670.010.20



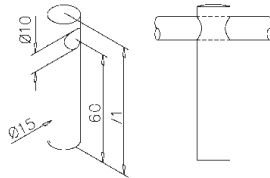
End bracket / Endstütze
 Support borgne / Eindsteun

Art.Nr.
 11.0680.010.20



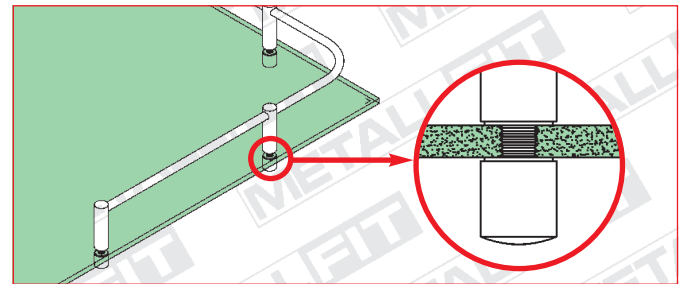
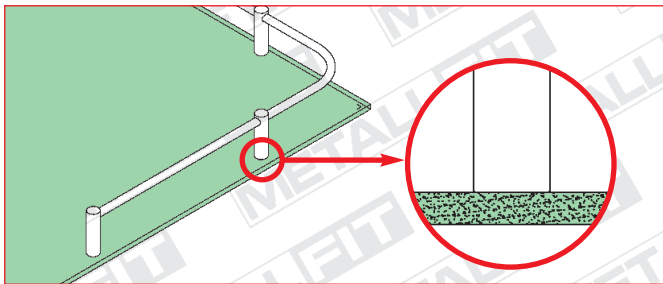
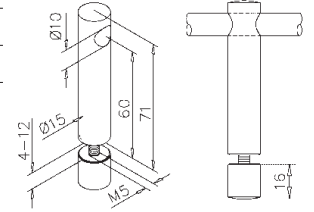
Centre bracket / Mittelstütze
 Support traversant / Middensteun

Art.Nr.
 11.0671.010.20



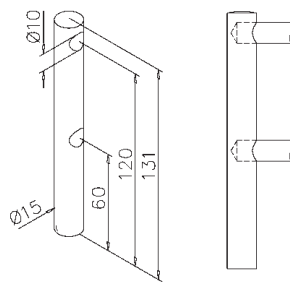
Centre bracket / Mittelstütze
 Support traversant / Middensteun

Art.Nr.
 11.0681.010.20



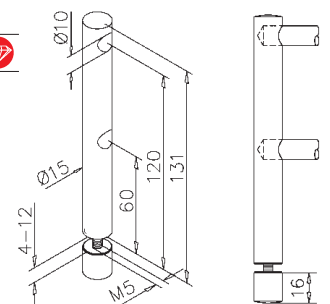
Double end bracket / Doppelte Endstütze
 Support double borgne / Dubbele eindsteun

Art.Nr.
 11.0675.010.20



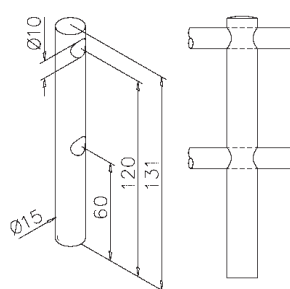
Double end bracket / Doppelte Endstütze
 Support double borgne / Dubbele eindsteun

Art.Nr.
 11.0685.010.20



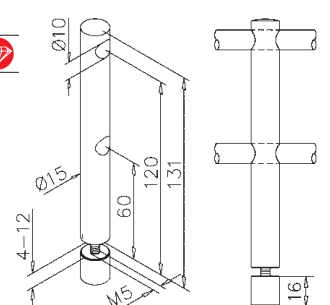
Double centre bracket / Doppelte Mittelstütze
 Support double traversant / Dubbele middensteun

Art.Nr.
 11.0676.010.20



Double centre bracket / Doppelte Mittelstütze
 Support double traversant / Dubbele middensteun

Art.Nr.
 11.0686.010.20



3

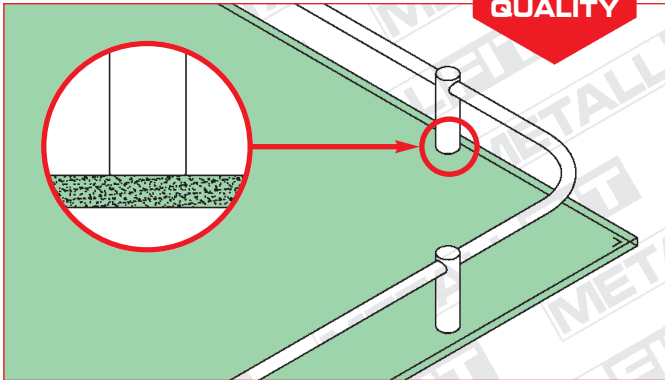
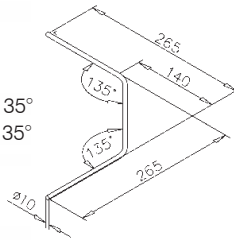
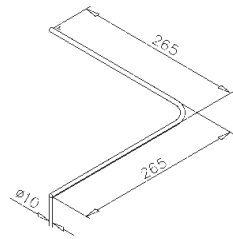
„Mini rail - Ø 10 mm“
Corner rods / Eckstäbe /
 Cintre d'angles / Hoekstaf



Rod 90° / Stab 90°
 Barre 90° / Staf 90°
 Art.Nr.
 11.0940.010.20



Rod 2 x 135° / Stab 2 x 135°
 Barre 2 x 135° / Staf 2 x 135°
 Art.Nr.
 11.0941.010.20



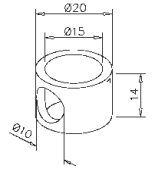
Glass-metal glue 50 g, with activator 10 ml
 Glas-Metall Klebstoff 50 g, mit Aktivator 10 ml
 Colle verre-métal 50g, avec activateur 10 ml
 Glas-metaal lijm 50g, met activator 10 ml

Art.Nr.
 19.1370.000.00

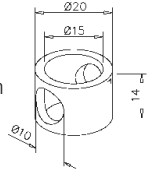
„Mini rail - Ø 10 mm“
Adapters / Adapter /
 Adaptateurs / Adapter



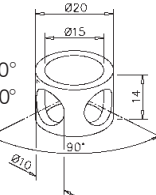
for end bracket / für Endstütze
 pour support borgne / voor eindsteun
 Art.Nr.
 11.0690.010.20



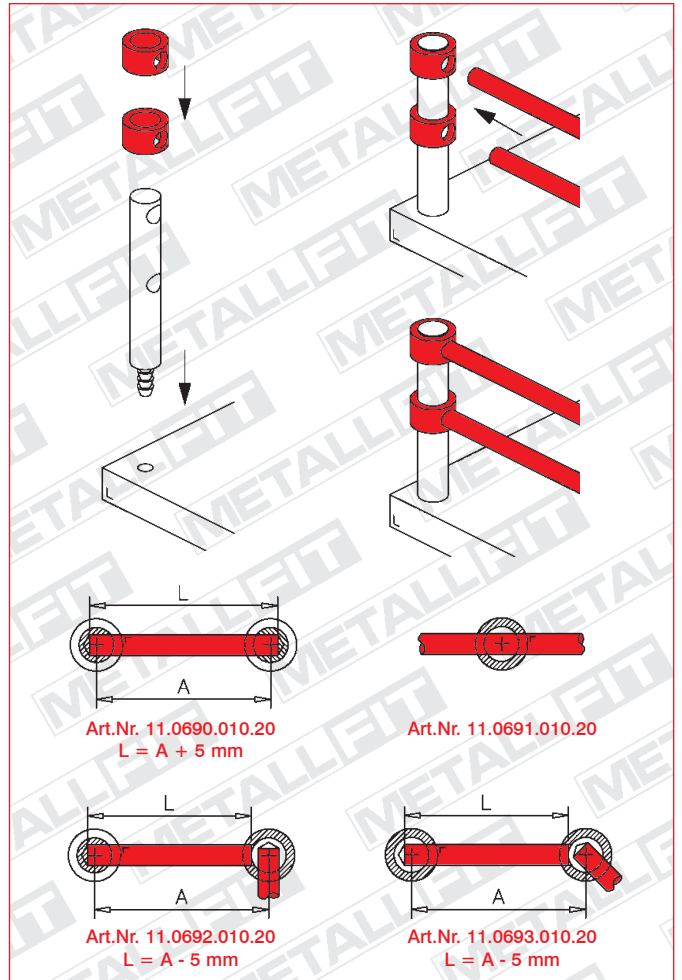
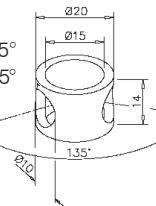
for centre bracket / für Mittelstütze
 pour support traversant / voor middensteun
 Art.Nr.
 11.0691.010.20



for elbow bracket 90° / für Eckstütze 90°
 pour raccord d'angle 90° / voor hoeksteun 90°
 Art.Nr.
 11.0692.010.20



for elbow bracket 45° / für Eckstütze 45°
 pour raccord d'angle 45° / voor hoeksteun 45°
 Art.Nr.
 11.0693.010.20



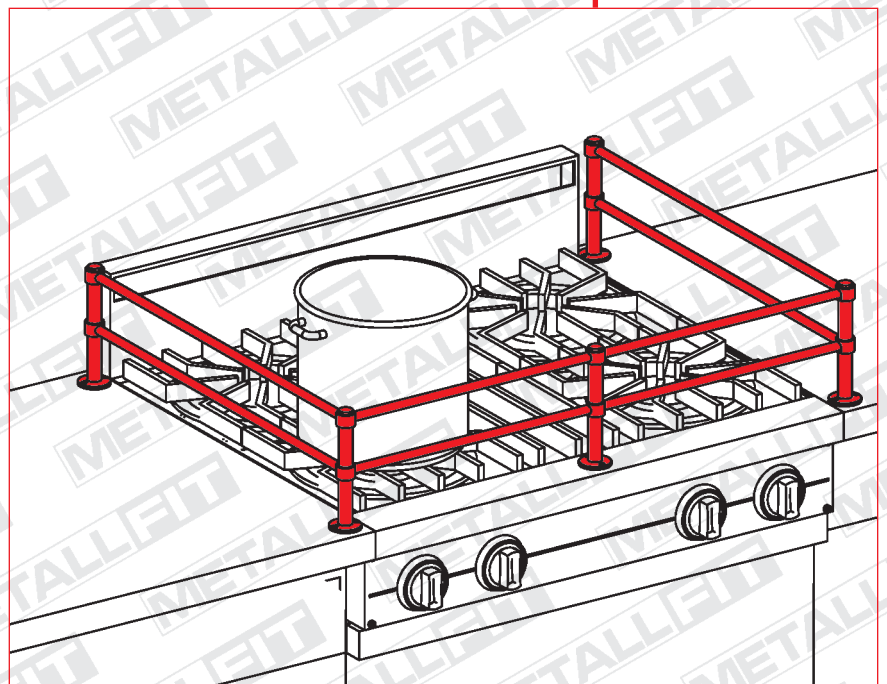
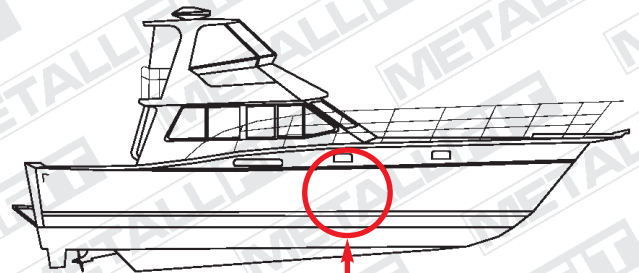

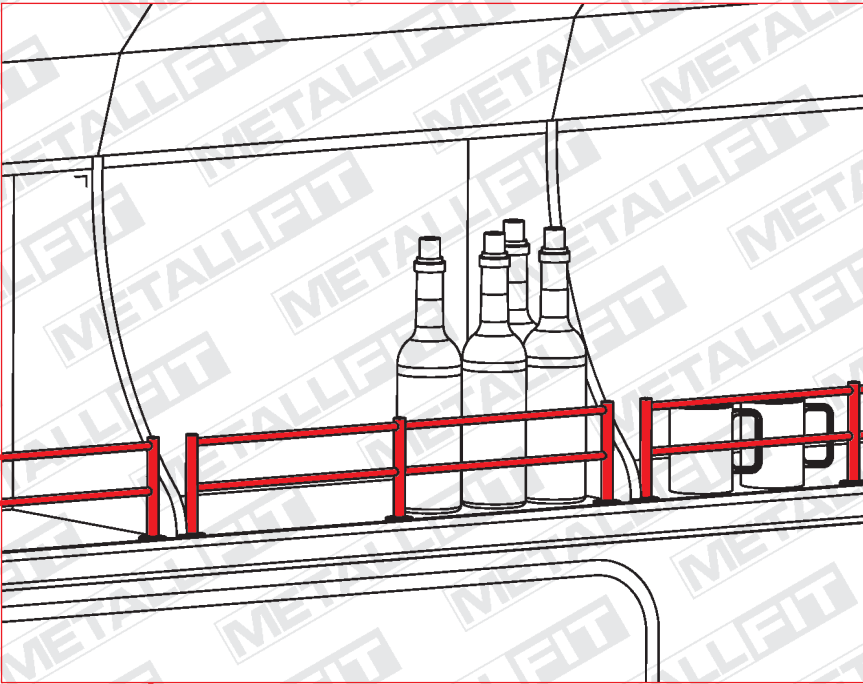
Stainless steel
 Edelstahl
 Inox
 RVS

Zintec
 Zinkdruckguss
 Zamak
 Zamack

+



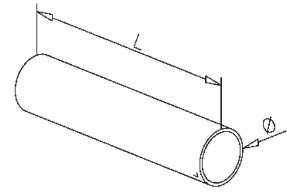
Examples





Inner tube / Innenrohr /
Tube insert en acier / Binnen buis

Art.Nr.	Ø	L*	
12.8911.025.00	22,5	pro lfm.	●
12.8911.038.00	35,0	pro lfm.	●
12.8911.050.00	48,0	pro lfm.	●



* up to max. 2,5 m / bis max. 2,5 m /
longueur max. 2,5 m / tot max. 2,5 m

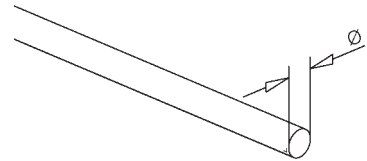
3



Rod / Stab / Barre / Staf

Ø 6 mm

Art.Nr.	L	
12.8925.006.12	2500 mm	●
12.8900.006.12	cutted / zugeschnitten / coupé / gezaagd	●



Ø 10 mm

Art.Nr.	L	
12.8925.010.12	2500 mm	●
12.8900.010.12	cutted / zugeschnitten / coupé / gezaagd	●




Half and quarter circles, angles, S-bends or rings . . .
tubes and rods are bended exactly according to your specification.
Proposal inquiry see page 266 - 271.

Halbkreis, Viertelkreis, Winkelbogen, S-Bogen oder Ring . . .
wir biegen Rohre und Stäbe im Rahmen der technisch kleinstmöglichen
Biegeradien nach Ihren Maßangaben.
Angebotsanfrage siehe Seite 266 - 271.

Demi-cercle, quart de cercle, cercle, angle ou forme en « S » . . .
nous cintrons tubes et barres à la demande.
Demande de devis voir page 266 - 271.

Een halve bocht, een kwart bocht, een s-bocht of een complete bocht . . .
Wij buigen buizen en staf exact voor u op maat.
Prijsaanvraag zie pagina 266 - 271.





Tube / Rohr / Tube / Buis

Ø 19,0 mm

Art.Nr.	L	D	
12.0900.019.12	5000 mm	1,0	●
12.8925.019.12	2500 mm	1,0	●
12.8900.019.12	cutted / zugeschnitten / coupé / gezaagd	1,0	●

Ø 25,4 mm (1")

Art.Nr.	L	D	
12.0900.025.12	5000 mm	1,27	●
12.8925.025.12	2500 mm	1,27	●
12.8900.025.12	cutted / zugeschnitten / coupé / gezaagd	1,27	●

Ø 38,1 mm (1,5")

Art.Nr.	L	D	
12.0900.038.12	5000 mm	1,27	●
12.8925.038.12	2500 mm	1,27	●
12.8900.038.12	cutted / zugeschnitten / coupé / gezaagd	1,27	●

Ø 50,8 mm (2")

Art.Nr.	L	D	
12.0900.050.12	5000 mm	1,27	●
12.8925.050.12	2500 mm	1,27	●
12.8900.050.12	cutted / zugeschnitten / coupé / gezaagd	1,27	●

Ø 76,2 mm (3")

Art.Nr.	L	D	
12.0900.076.12	5000 mm	1,5	●
12.8925.076.12	2500 mm	1,5	●
12.8900.076.12	cutted / zugeschnitten / coupé / gezaagd	1,5	●

Ø 101,6 mm (4")

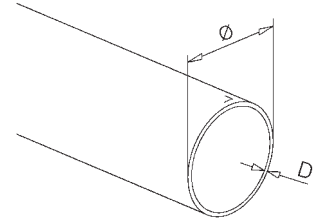
Art.Nr.	L	D	
12.0900.101.12	5000 mm	1,5	●
12.8925.101.12	2500 mm	1,5	●
12.8900.101.12	cutted / zugeschnitten / coupé / gezaagd	1,5	●

Ø 129,0 mm

Art.Nr.	L	D	
12.0900.129.12	5000 mm	1,5	●
12.8925.129.12	2500 mm	1,5	●
12.8900.129.12	cutted / zugeschnitten / coupé / gezaagd	1,5	●

Ø 168,3 mm

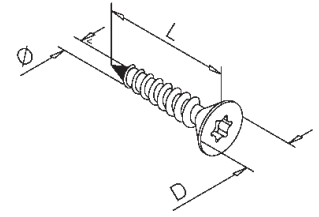
Art.Nr.	L	D	
12.0900.168.12	5000 mm	2,0	●
12.8925.168.12	2500 mm	2,0	●
12.8900.168.12	cutted / zugeschnitten / coupé / gezaagd	2,0	●




Wood screw, Torx, stainless steel (50 pieces)

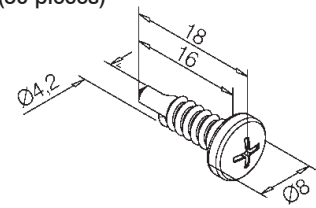
Holzschraube, Torx, Edelstahl (50 Stück)
 Vis à bois, Torx, Inox (50 pièces)
 Hout Schroef, Torx, RVS (50 stuks)

Art.Nr.	Ø	D	L
93.0119.316.12	3	5,7	16
93.0119.416.12	4	7,5	16
93.0119.516.12	5	9,5	16
93.0119.525.12	5	9,5	25


Self drilling cross recessed pan head screw, stainless steel effect (50 pieces)

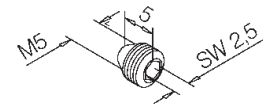
Blehschraube selbstschneidend, Edelstahleffekt (50 Stück)
 Vis autotaraudeuse, aspect inox brossé (50 pièces)
 Zelfborende metaalschroef, RVS look (50 stuks)

Art.Nr.
19.0010.000.20


Hexagon socket set screw, stainless steel (10 pieces)

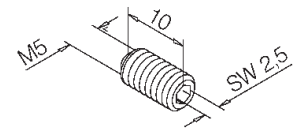
Madenschraube, Edelstahl (10 Stück)
 Vis de blocage, Inox (10 pièces)
 Inbusschroef, RVS (10 stuks)

Art.Nr.
93.0400.505.12


Hexagon socket set screw, stainless steel (10 pieces)

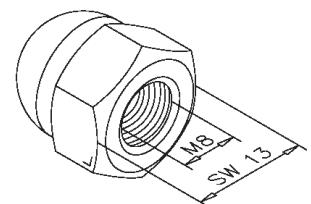
Madenschraube, Edelstahl (10 Stück)
 Vis de blocage, Inox (10 pièces)
 Inbusschroef, RVS (10 stuks)

Art.Nr.
93.0400.510.12


Cap nut, stainless steel (4 pieces)

Hutmutter, Edelstahl (4 Stück)
 Ecrou borgne, Inox (4 pièces)
 Dopmoer, RVS (4 stuks)

Art.Nr.
93.0500.800.12





Design in chrome
Chrom-Design
Design en chrome
Chroom design

Footrail brackets / Fußlaufstützen
Supports repose-pieds / Voetsteunen*Page / Seite / Page / Pagina***150**Handrail brackets / Handlaufstützen
Supports main-courante / Leuninghouder*Page / Seite / Page / Pagina***152**Ball fittings / Kugelrohrverbinder
Raccords boule / Bol buisverbinders*Page / Seite / Page / Pagina***154**Flush angles / Rohrverbinder
Raccords / Buisverbinders*Page / Seite / Page / Pagina***157**Posts and adapters / Rohrhalter und Adapter
Supports et adaptateurs / Steunen en adapters*Page / Seite / Page / Pagina***162**Flanges and rosettes / Flansche und Rosetten
Embases et rosaces / Flenzen en rozetten*Page / Seite / Page / Pagina***167**Ball tops and end caps / Endkugeln und -kappen
Boutons d'ornement et embouts / Eindbollen en -kappen*Page / Seite / Page / Pagina***171**

Nylon end caps / Kunststoff-Endkappen
Embouts PVC / Kunststof eindkappen*Page / Seite / Page / Pagina***176**Glass racks / Gläserhalter
Supports à verres / Glazenhouder*Page / Seite / Page / Pagina***178**Bar accessories / Thekenzubehör
Accessoires pour bars / Bar toebehoren*Page / Seite / Page / Pagina***180**

Mini rail - System

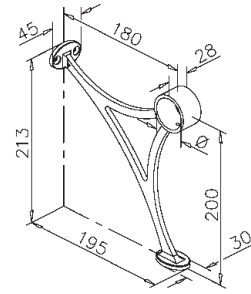
*Page / Seite / Page / Pagina***183**Tubes and rods / Rohre und Stäbe
Tubes et barres / Buis en Staf*Page / Seite / Page / Pagina***190**Mounting parts and accessories / Befestigungsmaterial und Zubehör
Éléments de fixation et accessoires / Montagemateriaal en toebehoren*Page / Seite / Page / Pagina***192 / 275**

4



Footrail bracket
Fußlaufstütze
Support repose-pied
Voetsteun

Art.Nr.	Ø	
11.0101.038.23	38,1 (1,5")	
11.0101.050.23	50,8 (2")	



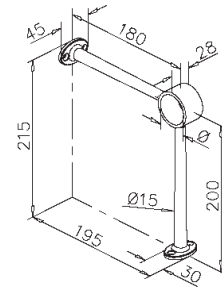
Recommended mounting distance
Empfohlener Montageabstand
Entraxe conseillé
Aanbevolen montage afstand

max. 700 mm



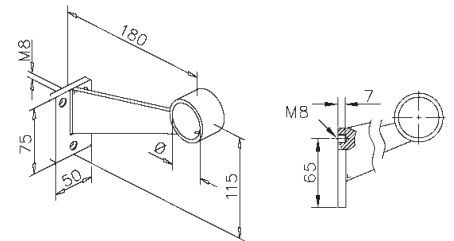
Footrail bracket
Fußlaufstütze
Support repose-pied
Voetsteun

Art.Nr.	Ø	
11.0104.038.23	38,1 (1,5")	
11.0104.050.23	50,8 (2")	



Footrail bracket
Fußlaufstütze
Support repose-pied
Voetsteun

Art.Nr.	Ø	
11.0109.038.23	38,1 (1,5")	
11.0109.050.23	50,8 (2")	



Adjustable footrail brackets
see page 22

Variable Fußlaufstützen
siehe Seite 22

Supports repose-pieds ajustable
voir page 22

Variabele voetsteunen
zie pagina 22



Zintec / Zinkdruckguss / Zamak / Zamack +

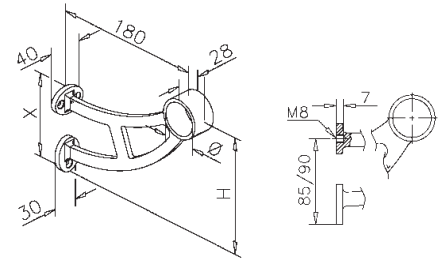


Stainless steel / Edelstahl / Inox / RVS



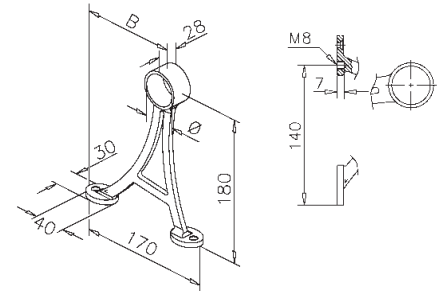
Footrail bracket
Fußlaufstütze
Support repose-pied
Voetsteun

Art.Nr.	Ø	H	X
11.0102.038.23	38,1 (1,5")	140	100
12.0102.050.10	50,8 (2")	145	105



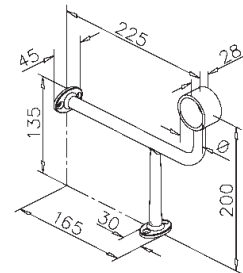
Footrail bracket
Fußlaufstütze
Support repose-pied
Voetsteun

Art.Nr.	Ø	B
12.0103.038.10	38,1 (1,5")	120
12.0103.050.10	50,8 (2")	130



Footrail bracket
Fußlaufstütze
Support repose-pied
Voetsteun

Art.Nr.	Ø
12.0107.038.10	38,1 (1,5")
12.0107.050.10	50,8 (2")

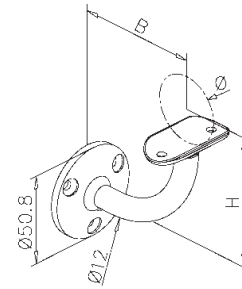


4



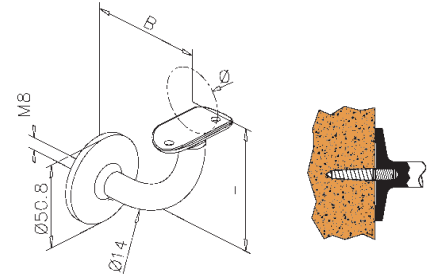
Handrail bracket
Handlaufstütze
Support main-courante
Leuninghouder

Art.Nr.	Ø	H	B
11.0111.038.23	38,1 (1,5")	75	70
11.0111.050.23	50,8 (2")	82	75



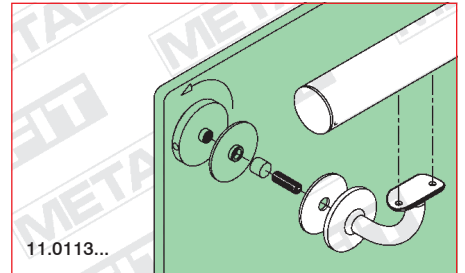
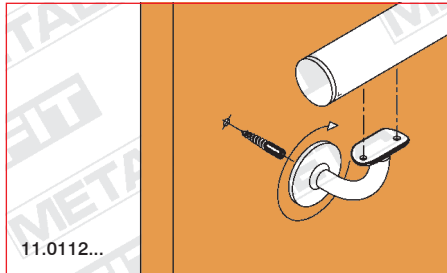
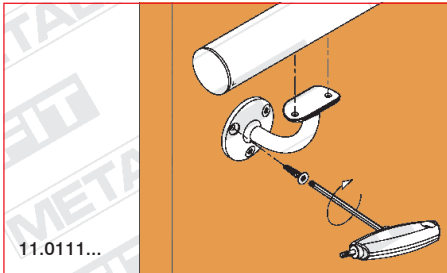
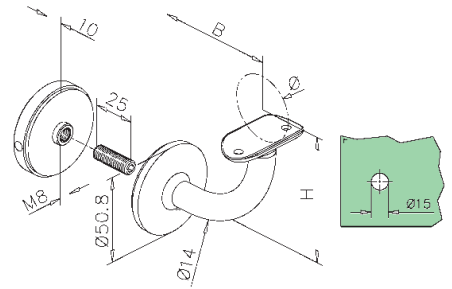
Handrail bracket
Handlaufstütze
Support main-courante
Leuninghouder

Art.Nr.	Ø	H	B
11.0112.038.23	38,1 (1,5")	75	70
11.0112.050.23	50,8 (2")	82	75



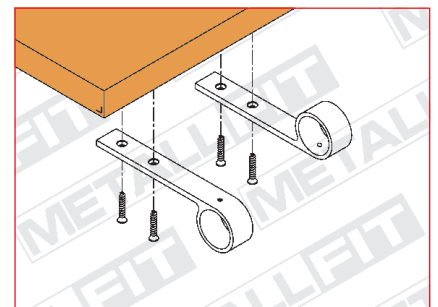
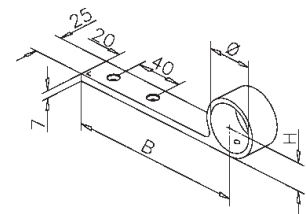
Handrail bracket for glass assembly, 8 - 12,76 mm
Handlaufstütze für Glasmontage, 8 - 12,76 mm
Support main-courante, fixation sur verre, 8 - 12,76 mm
Leuninghouder voor montage op glas, 8 - 12,76 mm

Art.Nr.	Ø	H	B
11.0113.038.23	38,1 (1,5")	75	70
11.0113.050.23	50,8 (2")	82	75



Handrail bracket
Handlaufstütze
Support main-courante
Leuninghouder

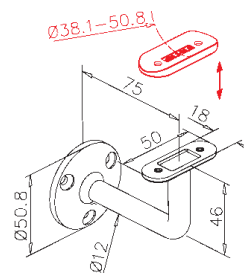
Art.Nr.	Ø	H	B
12.0105.025.10	25,4 (1")	16	145
11.0105.038.23	38,1 (1,5")	23	130
12.0105.050.10	50,8 (2")	30	150





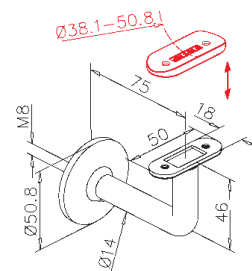
Handrail bracket
Handlaufstütze
Support main-courante
Leuninghouder

Art.Nr.
11.0119.000.23



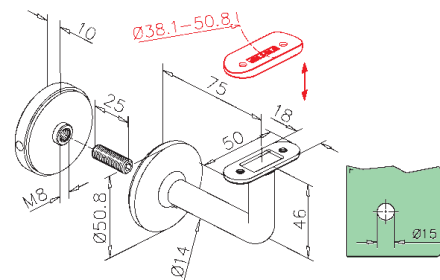
Handrail bracket
Handlaufstütze
Support main-courante
Leuninghouder

Art.Nr.
11.0120.000.23

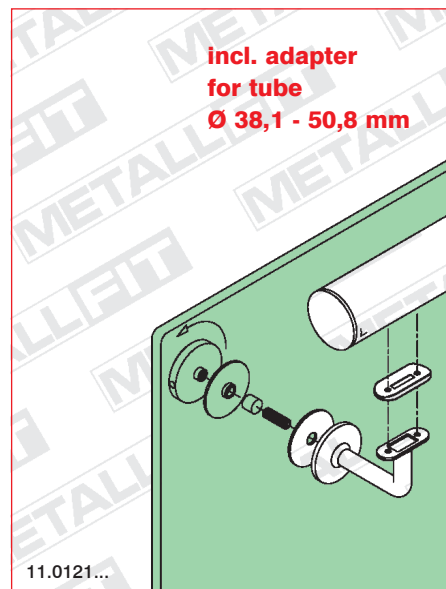
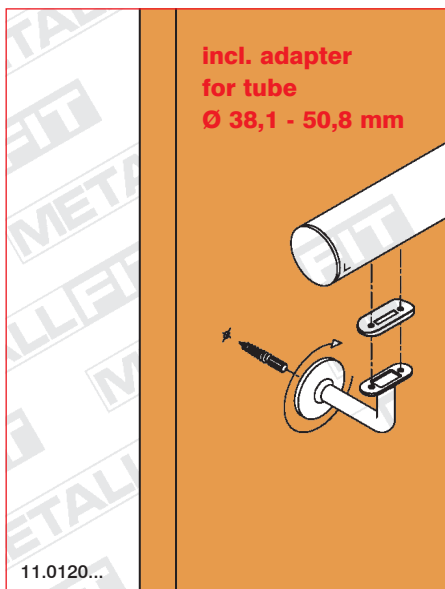
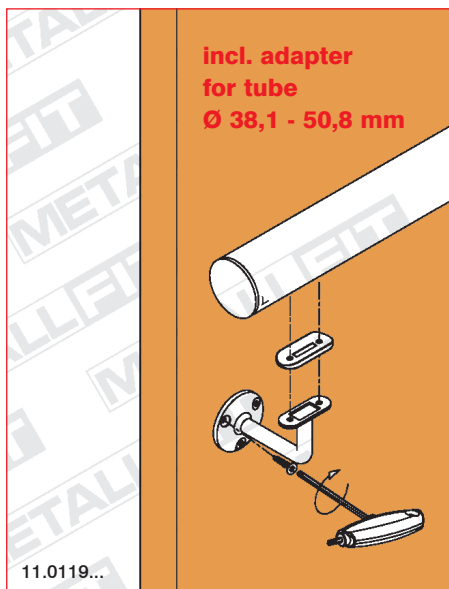
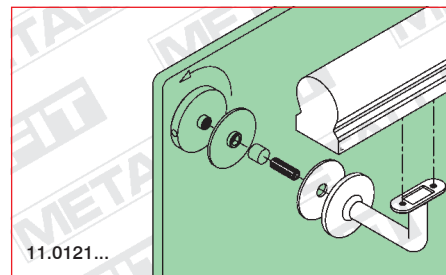
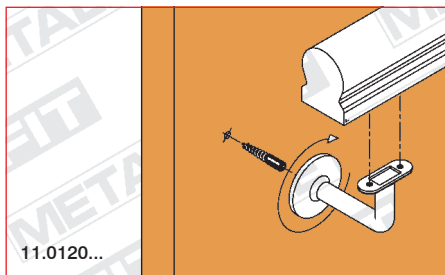
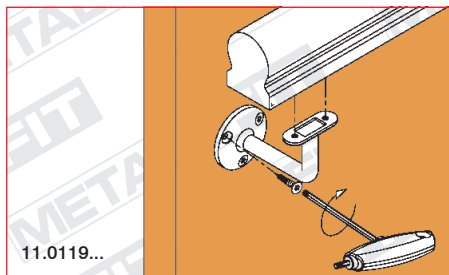


Handrail bracket for glass assembly, 8 - 12,76 mm
Handlaufstütze für Glasmontage, 8 - 12,76 mm
Support main-courante, fixation sur verre, 8 - 12,76 mm
Leuninghouder voor montage op glas, 8 - 12,76 mm

Art.Nr.
11.0121.000.23



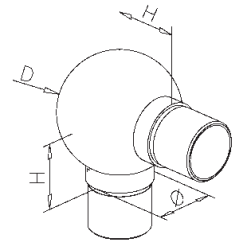
4





Ball elbow 90°
Kugelrohrverbinder 90°
Raccord boule 90°
Bol elleboog 90°

Art.Nr.	Ø	H	D	
11.0200.025.23	25,4 (1")	28	Ø45	
11.0200.038.23	38,1 (1,5")	40	Ø70	
11.0200.050.23	50,8 (2")	50	Ø90	

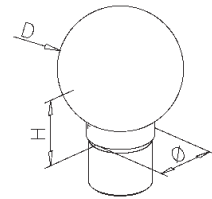


4



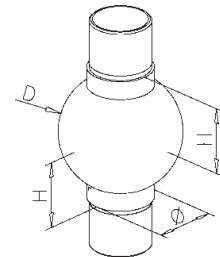
External ball top
Endkugel
Embout d'ornement
Eindbol

Art.Nr.	Ø	H	D	
11.0201.025.23	25,4 (1")	28	Ø45	
11.0201.038.23	38,1 (1,5")	40	Ø70	
11.0201.050.23	50,8 (2")	50	Ø90	



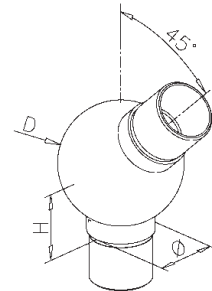
Ball elbow 180°
Kugelrohrverbinder 180°
Raccord boule 180°
Bol elleboog 180°

Art.Nr.	Ø	H	D	
11.0202.025.23	25,4 (1")	28	Ø45	
11.0202.038.23	38,1 (1,5")	40	Ø70	
11.0202.050.23	50,8 (2")	50	Ø90	



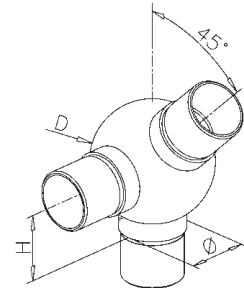
Ball elbow 45°
Kugelrohrverbinder 45°
Raccord boule 45°
Bol elleboog 45°

Art.Nr.	Ø	H	D	
11.0203.025.23	25,4 (1")	28	Ø45	
11.0203.038.23	38,1 (1,5")	40	Ø70	
11.0203.050.23	50,8 (2")	50	Ø90	



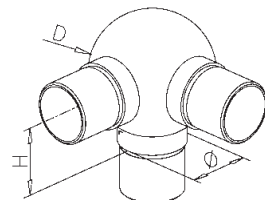
Ball elbow 45° + 1 outlet 90°
Kugelrohrverbinder 45° + 1 Abzw. 90°
Raccord boule 45° + 1 départ 90°
Bol elleboog 45° + 1 uitg. 90°

Art.Nr.	Ø	H	D	
11.0204.025.23	25,4 (1")	28	Ø45	
11.0204.038.23	38,1 (1,5")	40	Ø70	
11.0204.050.23	50,8 (2")	50	Ø90	



Ball elbow 90° + 1 outlet 90°
Kugelrohrverbinder 90° + 1 Abzw. 90°
Raccord boule 90° + 1 départ 90°
Bol elleboog 90° + 1 uitg. 90°

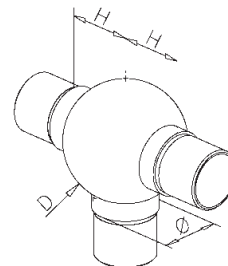
Art.Nr.	Ø	H	D	
11.0205.025.23	25,4 (1")	28	Ø45	
11.0205.038.23	38,1 (1,5")	40	Ø70	
11.0205.050.23	50,8 (2")	50	Ø90	





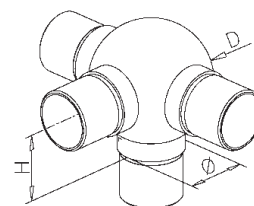
Ball tee
Kugelrohrverbinder T
Raccord boule en T
T-bol

Art.Nr.	Ø	H	D	
11.0206.025.23	25,4 (1")	28	Ø45	
11.0206.038.23	38,1 (1,5")	40	Ø70	
11.0206.050.23	50,8 (2")	50	Ø90	



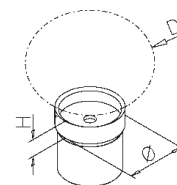
Ball tee + 1 outlet 90°
Kugelrohrverbinder T + 1 Abzw. 90°
Raccord boule en T + 1 départ 90°
T-bol + 1 uitg. 90°

Art.Nr.	Ø	H	D	
11.0207.025.23	25,4 (1")	28	Ø45	
11.0207.038.23	38,1 (1,5")	40	Ø70	
11.0207.050.23	50,8 (2")	50	Ø90	



Adapter for ball
Adapter für Kugel
Adaptateur pour boule
Adapter voor bol

Art.Nr.	Ø	H	D	
11.0724.025.23	25,4 (1")	9,5	Ø45	
11.0724.038.23	38,1 (1,5")	11	Ø70	
11.0724.050.23	50,8 (2")	13,5	Ø90	



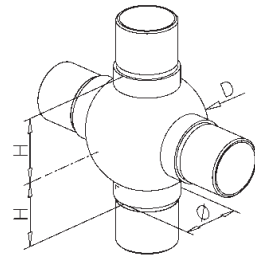
11.0200...
11.0206...
11.0205...
12.0511...
+12.0913...
(page 170)
12.8900...
(page 191)

QUALITY



Ball cross
Kugelrohrverbinder Kreuz
Raccord boule en croix
Bol kruis

Art.Nr.	Ø	H	D	
11.0208.025.23	25,4 (1")	28	Ø45	
11.0208.038.23	38,1 (1,5")	40	Ø70	
11.0208.050.23	50,8 (2")	50	Ø90	

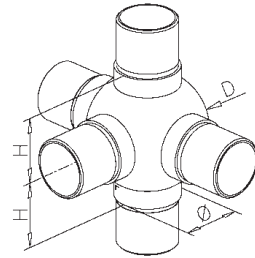


4



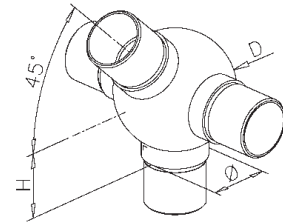
Ball cross + 1 outlet 90°
Kugelrohrverbinder Kreuz + 1 Abzw. 90°
Raccord boule en croix + 1 départ 90°
Bol kruis + 1 uitg. 90°

Art.Nr.	Ø	H	D	
11.0209.025.23	25,4 (1")	28	Ø45	
11.0209.038.23	38,1 (1,5")	40	Ø70	
11.0209.050.23	50,8 (2")	50	Ø90	



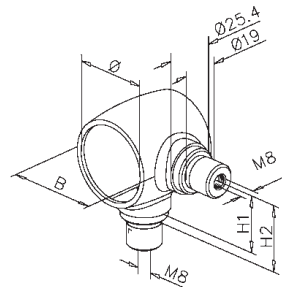
Ball tee + 1 outlet 45°
Kugelrohrverbinder T + 1 Abzw. 45°
Raccord boule en T + 1 départ 45°
T-bol + 1 uitg. 45°

Art.Nr.	Ø	H	D	
11.0215.025.23	25,4 (1")	28	Ø45	
11.0215.038.23	38,1 (1,5")	40	Ø70	
11.0215.050.23	50,8 (2")	50	Ø90	



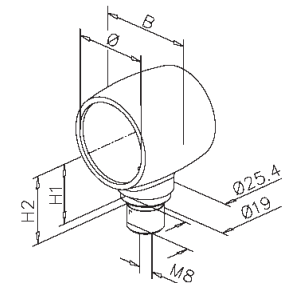
Socket elbow + 2 outlets 90°
Kugelrohrverbinder + 2 Abzw. 90°
Raccord support variable + 2 dép. 90°
Opschuifsteun + 2 uitg. 90°

Art.Nr.	Ø	H1	H2	B	
11.0216.038.23	38,1 (1,5")	30	35	Ø48	
11.0216.050.23	50,8 (2")	35	40	Ø63	



Socket elbow + 1 outlet 90°
Kugelrohrverbinder + 1 Abzw. 90°
Raccord support variable + 1 dép. 90°
Opschuifsteun + 1 uitg. 90°

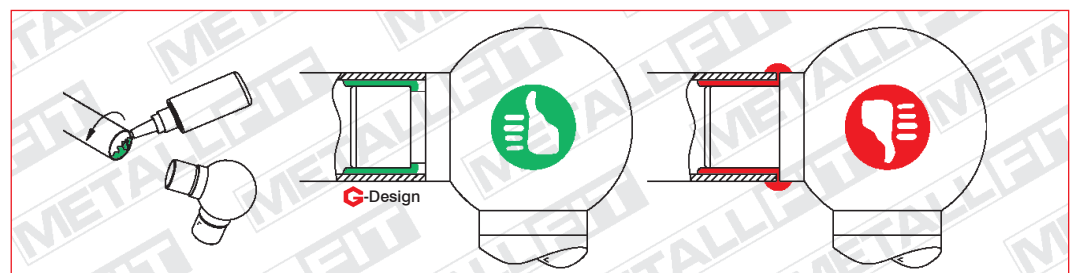
Art.Nr.	Ø	H1	H2	B	
11.0217.025.23	25,4 (1")	20	25	Ø33	
11.0217.038.23	38,1 (1,5")	30	35	Ø48	
11.0217.050.23	50,8 (2")	35	40	Ø63	



EXTRA-LOCK
50 ml

Metal glue
Metallkleber
Colle métal
Metaal lijm

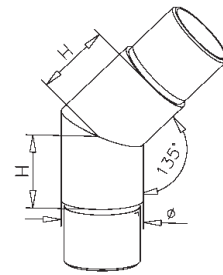
Art.Nr.
19.1330.000.00





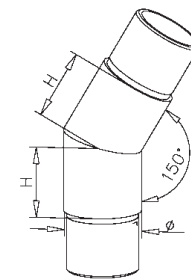
Flush angle 45°
Rohrverbinder 45°
Raccord 45°
Hoekfitting 45°

Art.Nr.	Ø	H	
12.0300.019.10	19,0	20	
11.0300.025.23	25,4 (1")	25	
11.0300.038.23	38,1 (1,5")	30	
11.0300.050.23	50,8 (2")	40	



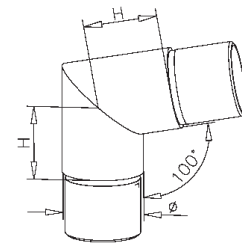
Flush angle 30°
Rohrverbinder 30°
Raccord 30°
Hoekfitting 30°

Art.Nr.	Ø	H	
12.0311.038.10	38,1 (1,5")	35	



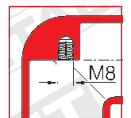
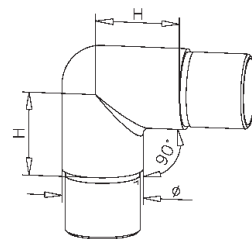
Flush angle 80°
Rohrverbinder 80°
Raccord 80°
Hoekfitting 80°

Art.Nr.	Ø	H	
11.0312.025.23	25,4 (1")	25	
11.0312.038.23	38,1 (1,5")	35	



Flush elbow 90°
Rohrverbinder 90°
Raccord 90°
Kniefitting 90°

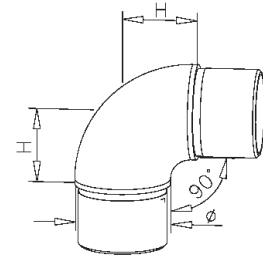
Art.Nr.	Ø	H	
11.0303.019.23	19,0	20	
11.0303.025.23	25,4 (1")	25	
11.0303.038.23	38,1 (1,5")	30	
11.0303.050.23	50,8 (2")	40	





Flush curved elbow 90°
Rohrverbinder 90°
Raccord 90°
Ronde haakse fitting 90°

Art.Nr.	Ø	H	
11.0301.025.23	25,4 (1")	25	
11.0301.038.23	38,1 (1,5")	30	
11.0301.050.23	50,8 (2")	40	

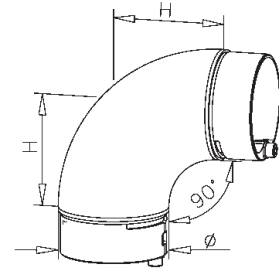


4



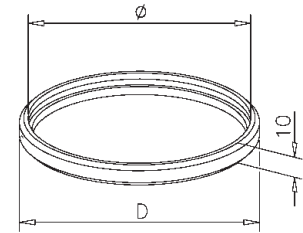
Flush curved elbow 90°
Rohrverbinder 90°
Raccord 90°
Ronde haakse fitting 90°

Art.Nr.	Ø	H	
12.0305.076.10	76,2 (3")	80	
12.0305.101.10	101,6 (4")	105	
12.0305.129.10	129,0	135	



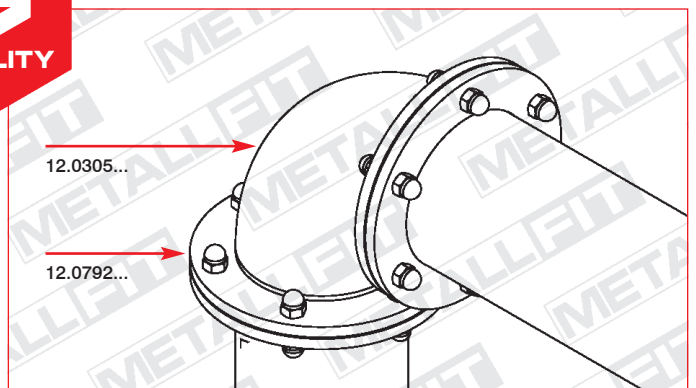
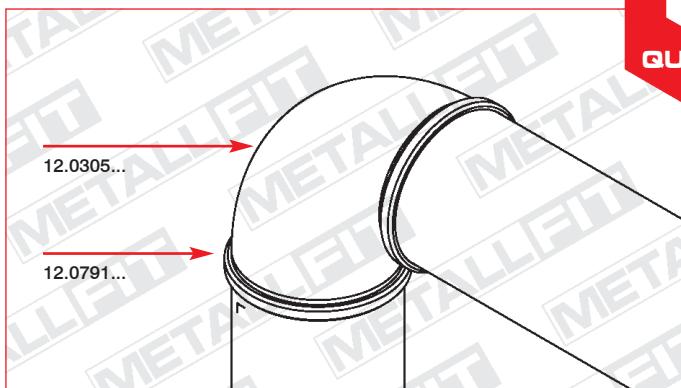
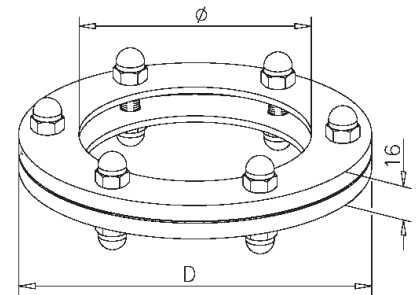
Deco ring
Dekoring
Cache de liaison
Decoratiering

Art.Nr.	Ø	D	
12.0791.076.10	76,2 (3")	Ø85	
12.0791.101.10	101,6 (4")	Ø110	
12.0791.129.10	129,0	Ø140	



Deco ring - Industrial look
Dekoring
Cache de liaison
Decoratiering

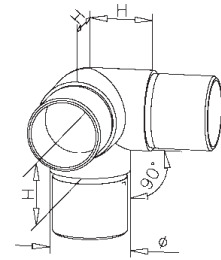
Art.Nr.	Ø	D	
12.0792.101.10	101,6 (4")	Ø155	
12.0792.129.10	129,0	Ø185	





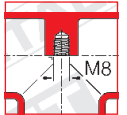
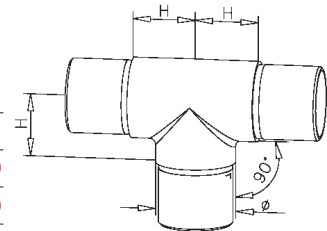
Flush elbow 90° + 1 outlet 90°
Rohrverbinder 90° + 1 Abzw. 90°
Raccord coude 90° + 1 départ 90°
Kniefitting 90° + 1 uitg. 90°

Art.Nr.	Ø	H	
11.0304.025.23	25,4 (1")	25	
11.0304.038.23	38,1 (1,5")	30	
11.0304.050.23	50,8 (2")	40	



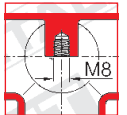
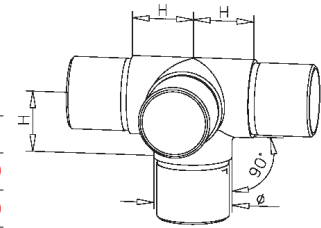
Flush tee
Rohrverbinder T
Raccord en T
T-fitting

Art.Nr.	Ø	H	
11.0307.025.23	25,4 (1")	25	
11.0307.038.23	38,1 (1,5")	30	
11.0307.050.23	50,8 (2")	40	



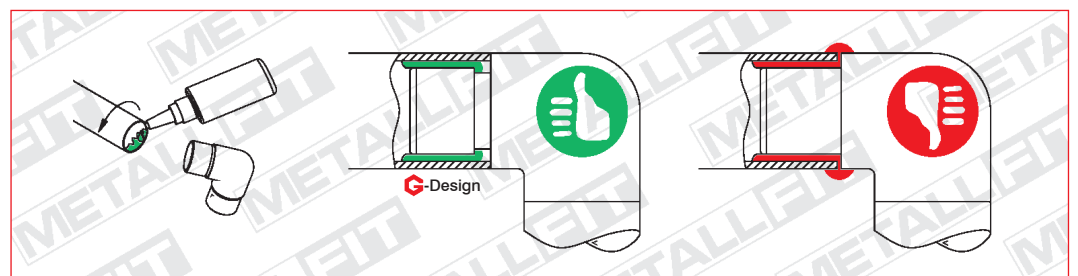
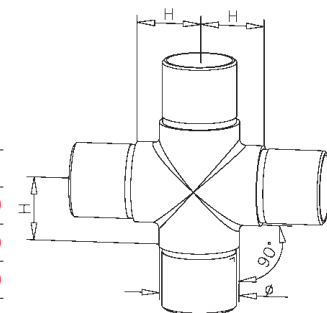
Flush tee + 1 outlet 90°
Rohrverbinder T + 1 Abzw. 90°
Raccord en T + 1 départ 90°
T-fitting + 1 uitg. 90°

Art.Nr.	Ø	H	
11.0308.025.23	25,4 (1")	25	
11.0308.038.23	38,1 (1,5")	30	
11.0308.050.23	50,8 (2")	40	



Flush cross
Rohrverbinder Kreuz
Raccord en croix
Kruisfitting

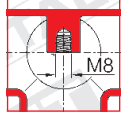
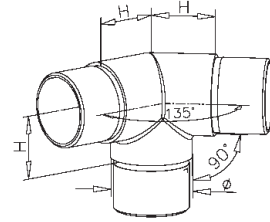
Art.Nr.	Ø	H	
11.0309.025.23	25,4 (1")	25	
11.0309.038.23	38,1 (1,5")	30	
11.0309.050.23	50,8 (2")	40	





Flush elbow 45° + 1 outlet 90°
Rohrverbinder 45° + 1 Abzw. 90°
Raccord coude 45° + 1 départ 90°
Kniefitting 45° + 1 uitg. 90°

Art.Nr.	Ø	H	
11.0315.025.23	25,4 (1")	25	
11.0315.038.23	38,1 (1,5")	30	
11.0315.050.23	50,8 (2")	40	

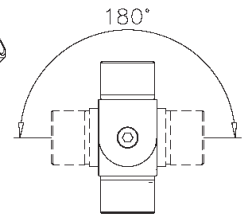
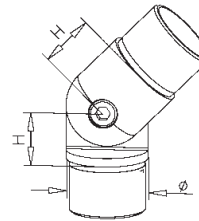


4



Adjustable flush angle
Rohrverbinder variabel
Raccord orientable
Verstelbare buisverbinder

Art.Nr.	Ø	H	
11.0302.038.23	38,1 (1,5")	25	
11.0302.050.23	50,8 (2")	30	





EXTRA-LOCK
50 ml

Metal glue
Metallkleber
Colle métal
Metaal lijm

Art.Nr. 19.1330.000.00

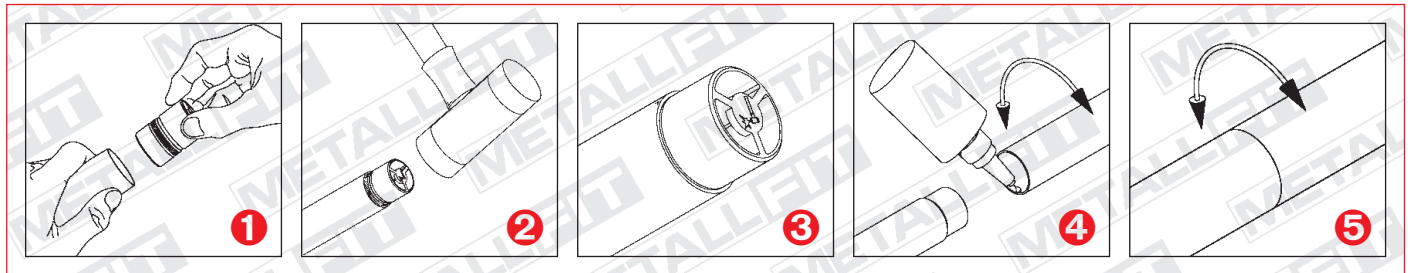
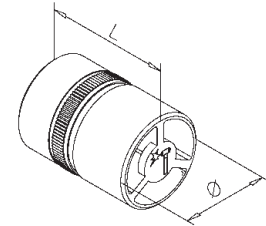
How to fix
Einfache Verklebung
Fixation - collage facile
Eenvoudig te verlijmen





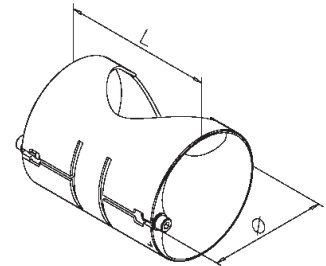
Connector, raw
Rohrverbinder, roh
Raccord de liaison, brut
Verbindingsstuk, onbewerkt

Art.Nr.	Ø	L	
11.0790.019.00	19,0	30	●
11.0790.025.00	25,4 (1")	40	●
11.0790.038.00	38,1 (1,5")	50	●
11.0790.050.00	50,8 (2")	50	●



Connector, raw
Rohrverbinder, roh
Raccord de liaison, brut
Verbindingsstuk, onbewerkt

Art.Nr.	Ø	L	
12.0790.101.00	101,6 (4")	140	●
12.0790.129.00	129,0	160	●
12.0790.168.00	168,3	200	●



Zintec / Zinkdruckguss / Zamak / Zamack



Stainless steel / Edelstahl / Inox / RVS



Zintec / Zinkdruckguss / Zamak / Zamack +

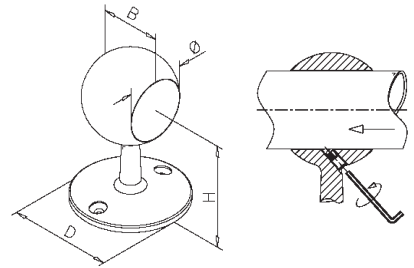


4



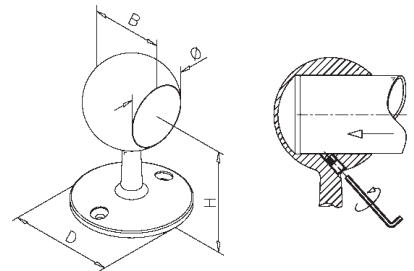
Ball centre post
Rohrhalter
Support traversant
Opschuifsteun

Art.Nr.	Ø	H	D	B	
11.0600.025.23	25,4 (1")	65	Ø60	30	
11.0600.038.23	38,1 (1,5")	70	Ø70	40	
11.0600.050.23	50,8 (2")	80	Ø80	46	



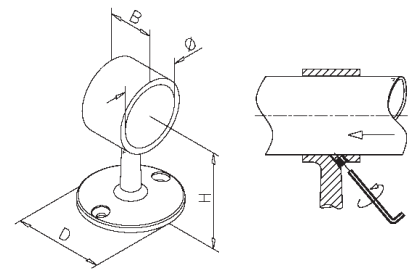
Ball end post
Rohrendhalter
Support borgne
Opschuif eindsteun

Art.Nr.	Ø	H	D	B	
11.0601.025.23	25,4 (1")	65	Ø60	35	
11.0601.038.23	38,1 (1,5")	70	Ø70	48	
11.0601.050.23	50,8 (2")	80	Ø80	58	



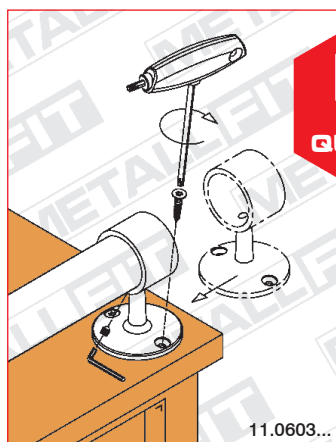
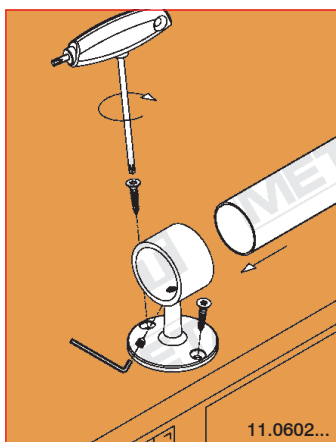
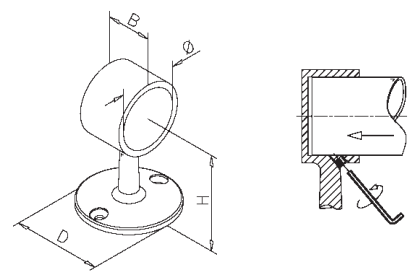
Flat centre post
Rohrhalter
Support traversant
Opschuifsteun

Art.Nr.	Ø	H	D	B	
12.0602.019.10	19,0	45	Ø35	15	
11.0602.025.23	25,4 (1")	55	Ø45	20	
11.0602.038.23	38,1 (1,5")	65	Ø60	28	
11.0602.050.23	50,8 (2")	80	Ø70	28	



Flat end post
Rohrendhalter
Support borgne
Opschuif eindsteun

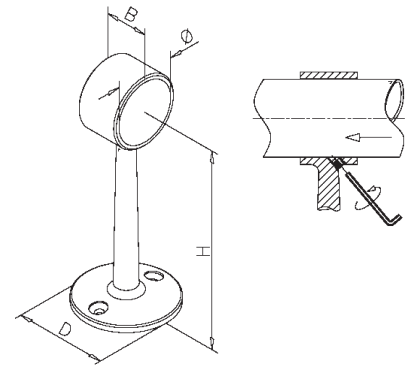
Art.Nr.	Ø	H	D	B	
12.0603.019.10	19,0	45	Ø35	15	
11.0603.025.23	25,4 (1")	55	Ø45	20	
11.0603.038.23	38,1 (1,5")	65	Ø60	30	
11.0603.050.23	50,8 (2")	80	Ø70	28	





Flat centre post
Rohrhalter
Support traversant
Opschuifsteun

Art.Nr.	Ø	H	D	B	
12.0604.025.10	25,4 (1")	130	Ø45	20	●
12.0604.038.10	38,1 (1,5")	130	Ø60	28	●

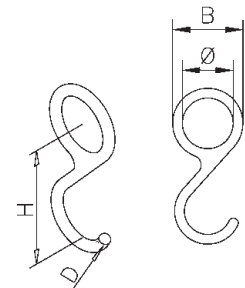


4



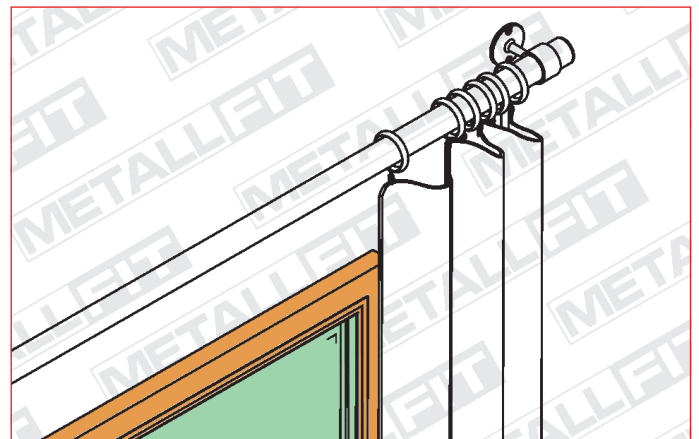

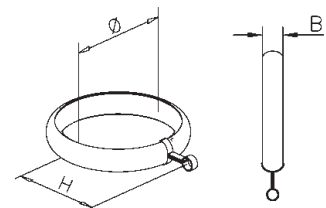
S-Hook
Relinghaken
Crochet
Schuifhaak

Art.Nr.	Ø	H	D	B	
11.0822.019.23	19,0	45	4	29	◆
11.0822.025.23	25,4 (1")	57	5	36	◆



Curtain ring
Gardinenring
Anneaux à rideaux
Gordijnhoog

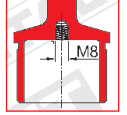
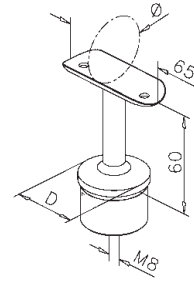
Art.Nr.	Ø	H	B
11.0722.025.23	25,4 (1")	28	6,5
11.0722.038.23	38,1 (1,5")	40	9,5





Straight saddle 90°
Rohrstütze 90°
Support tube 90°
Buissteun 90°

Art.Nr.	Ø	D	
12.0710.038.10	38,1 (1,5")	Ø38,1 (1,5")	
12.0710.050.10	50,8 (2")	Ø50,8 (2")	

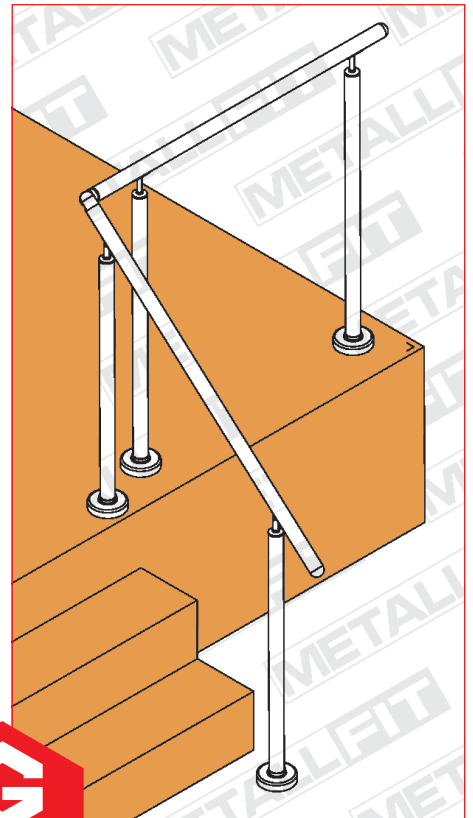
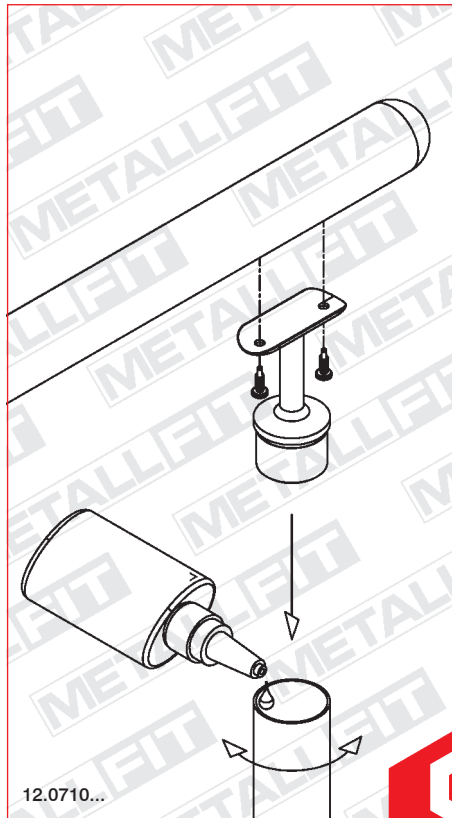
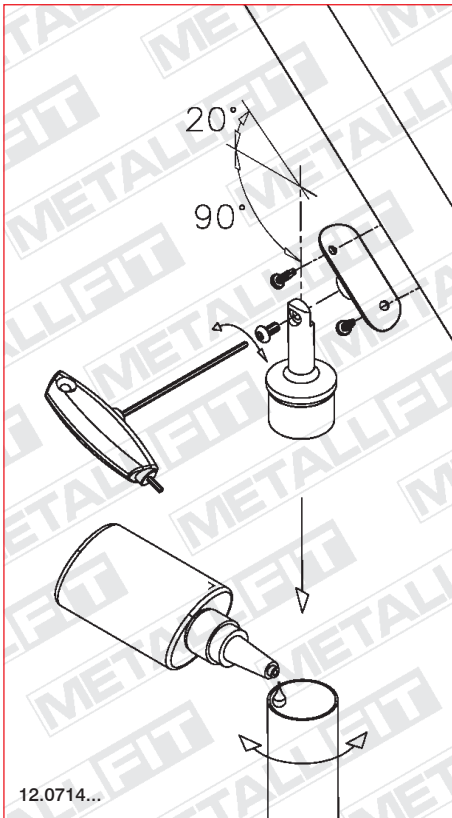
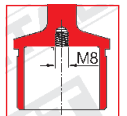
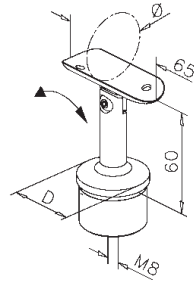


4



Adjustable saddle 20° - 90°
Rohrstütze variabel 20° - 90°
Support orientable 20° - 90°
Verstelbare buissteun 20° - 90°

Art.Nr.	Ø	D	
12.0714.038.10	38,1 (1,5")	Ø38,1 (1,5")	
12.0714.050.10	50,8 (2")	Ø50,8 (2")	



EXTRA-LOCK
50 ml

Metal glue
Metallkleber
Colle métal
Metaal lijm

Art.Nr. 19.1330.000.00



EXTRA-CLEAN
400 ml

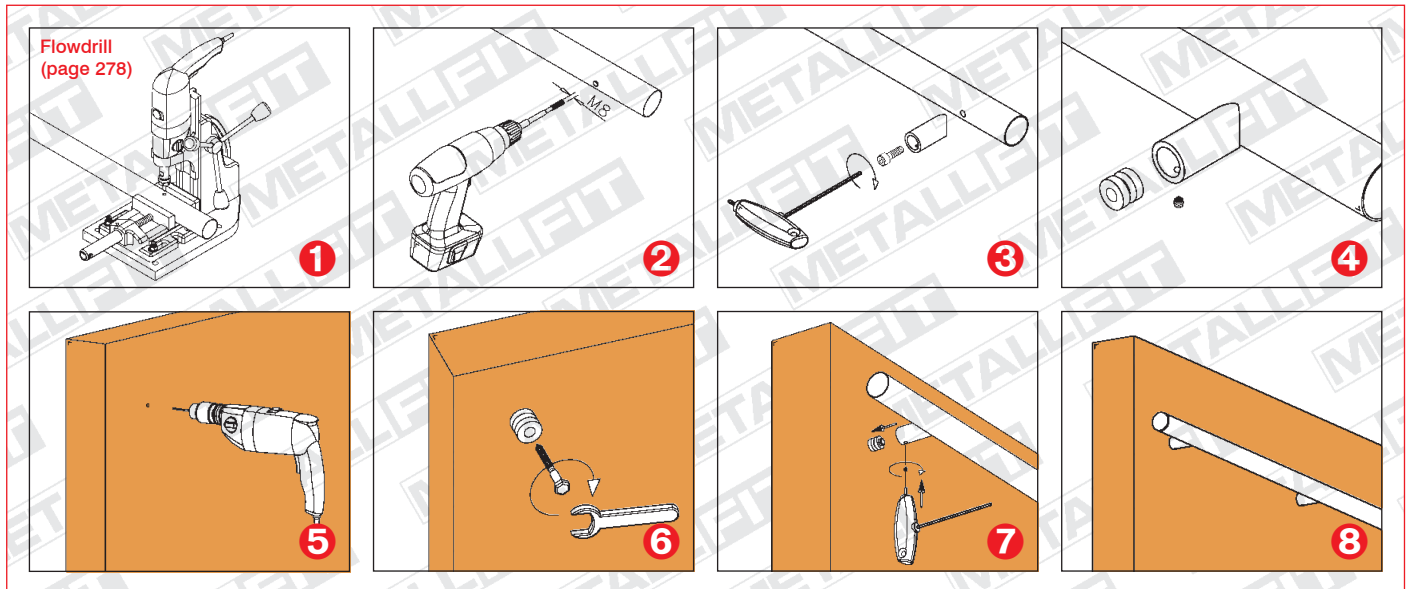
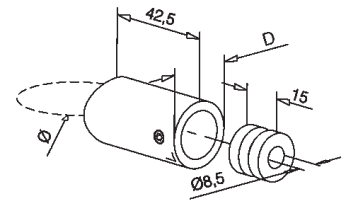
Protecting spray
Pflegespray
Spray d'entretien
Beschermings spray

Art.Nr. 19.0600.000.00



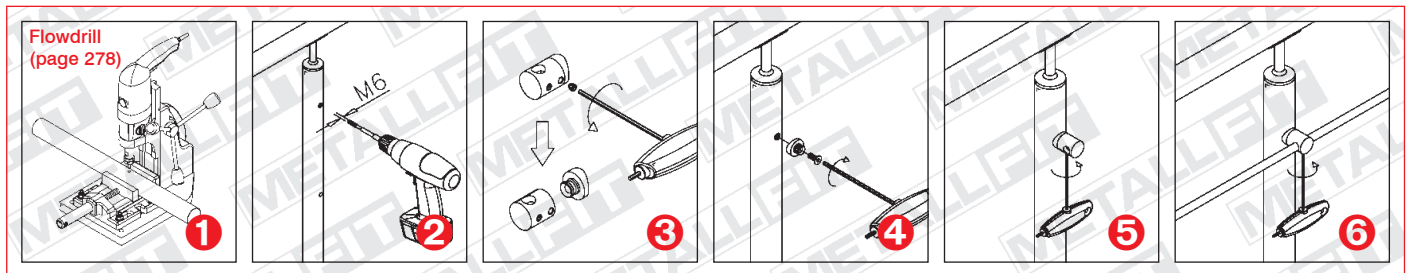
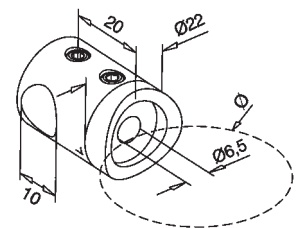
Flat adapter
Abstandhalter flach
Adaptateur tube-plat
Vlakke adapter

Art.Nr.	Ø	D	
12.0625.019.10	19,0	Ø18	
11.0625.025.23	25,4 (1")	Ø25	
11.0625.038.23	38,1 (1,5")	Ø25	
11.0625.050.23	50,8 (2")	Ø25	



Crossbar holder
Querstabhalter
Support transversal
Dwars stafhouder

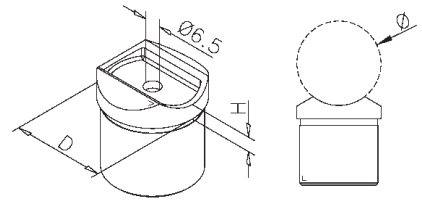
Art.Nr.	Ø	
11.0825.038.23	38,1 (1,5")	
11.0825.050.23	50,8 (2")	



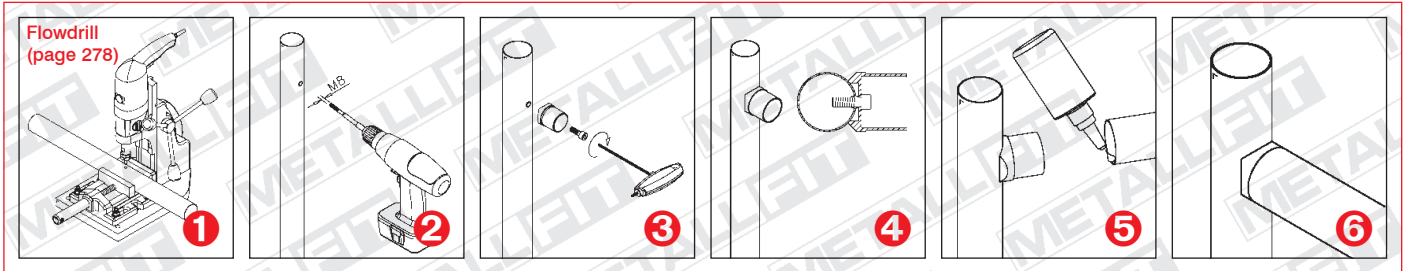


Universal fitting
Rohradapter
Adaptateur pour tube
Adapter voor buis

Art.Nr.	Ø	H	D	
12.0725.019.10	19,0	3	Ø19,0	●
12.0725.025.10	25,4 (1")	3	Ø19,0	●
12.0726.050.10	50,8 (2")	8	Ø50,8 (2")	●
11.0727.038.23	38,1 (1,5")	6	Ø38,1 (1,5")	◆
12.0727.050.10	50,8 (2")	5	Ø38,1 (1,5")	●
12.0728.025.10	25,4 (1")	3,5	Ø25,4 (1")	●
12.0728.038.10	38,1 (1,5")	3,5	Ø25,4 (1")	●
12.0728.050.10	50,8 (2")	3,5	Ø25,4 (1")	●

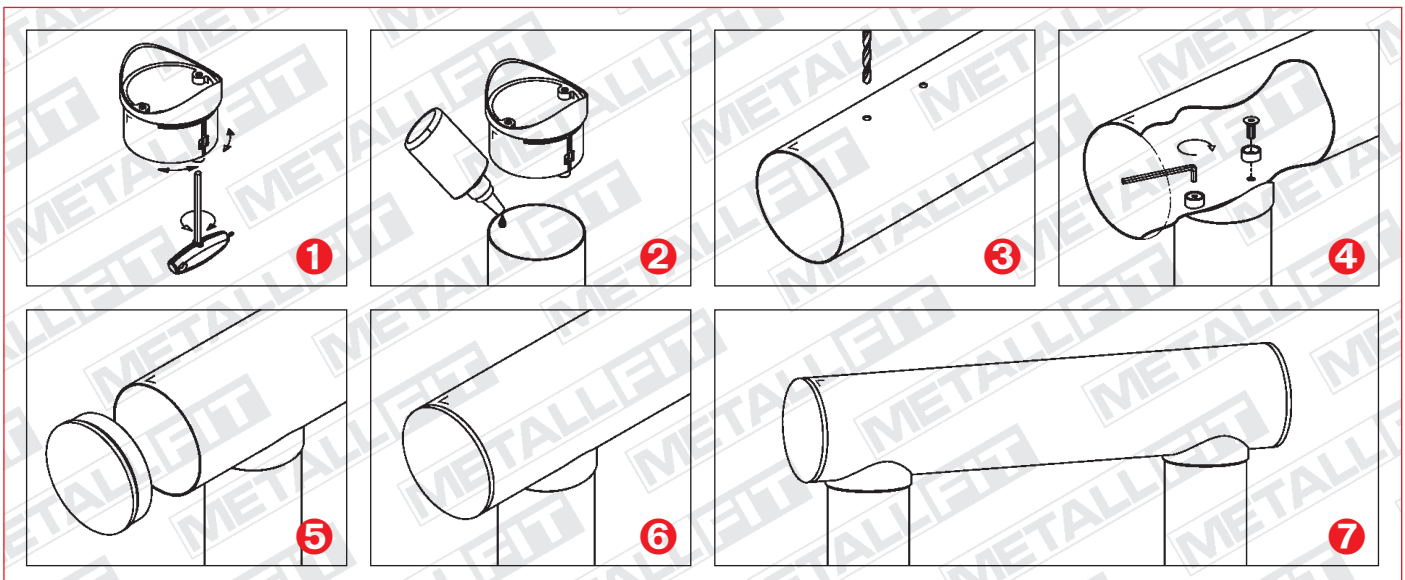
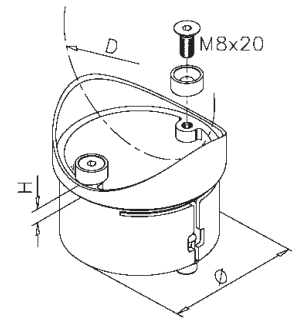


4



Universal fitting
Rohradapter
Adaptateur pour tube
Adapter voor buis

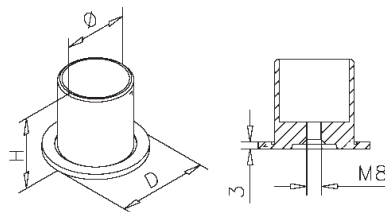
Art.Nr.	Ø	H	D	
12.0519.076.10	76,2 (3")	10	Ø101,6 (4")	●
12.0519.101.10	101,6 (4")	10	Ø129,0	●
12.0519.129.10	129,0	10	Ø168,3	●





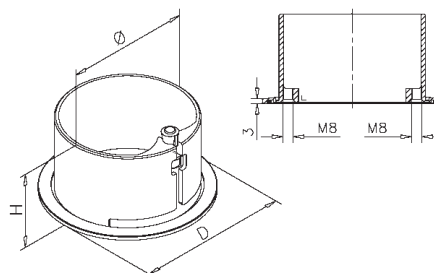
Tube connector
Rohrbefestigungshülse
Embase manchon
Buis bevestigingsflens

Art.Nr.	Ø	H	D
12.0500.019.10	19,0	30	Ø25
11.0500.025.23	25,4 (1")	40	Ø40
11.0500.038.23	38,1 (1,5")	40	Ø50
11.0500.050.23	50,8 (2")	50	Ø60



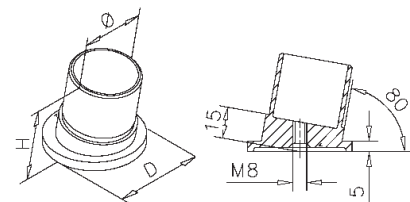
Tube connector
Rohrbefestigungshülse
Embase manchon
Buis bevestigingsflens

Art.Nr.	Ø	H	D
12.0510.076.10	76,2 (3")	60	Ø95
12.0510.101.10	101,6 (4")	60	Ø120
12.0510.129.10	129,0	60	Ø150



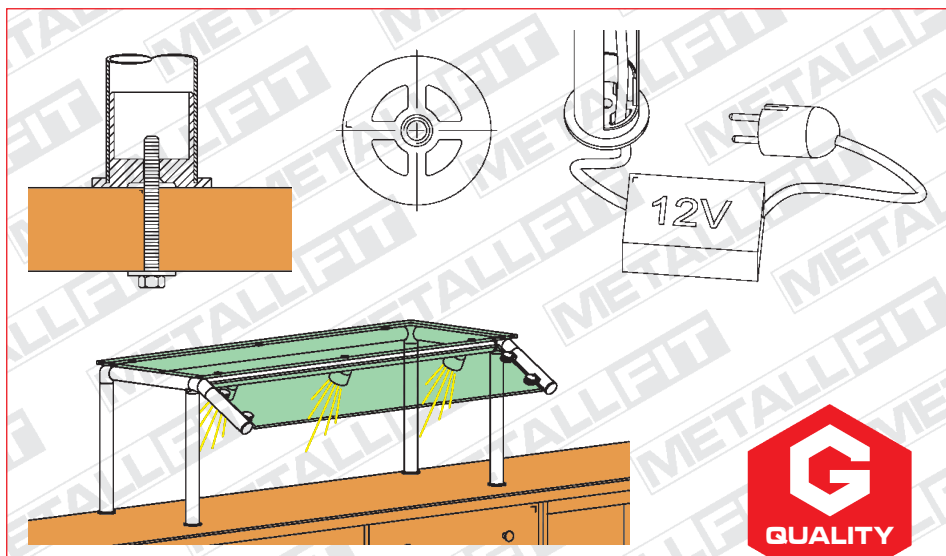
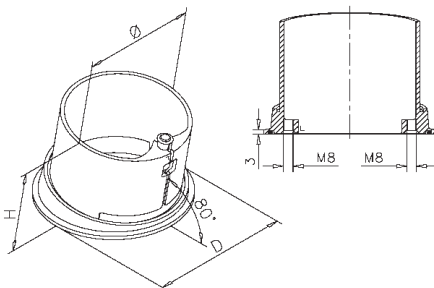
Tube connector 80°
Rohrbefestigungshülse 80°
Embase manchon 80°
Buis bevestigingsflens 80°

Art.Nr.	Ø	H	D
11.0502.025.23	25,4 (1")	45	Ø40
11.0502.038.23	38,1 (1,5")	45	Ø50

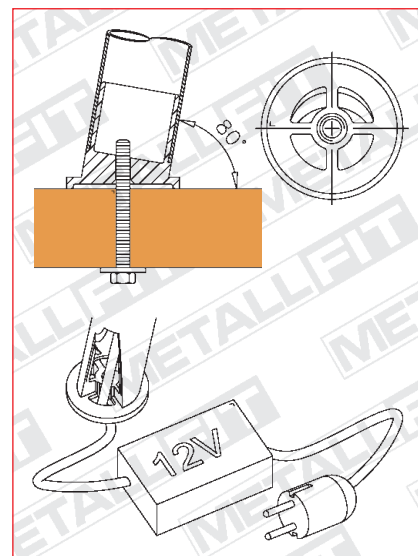


Tube connector 80°
Rohrbefestigungshülse 80°
Embase manchon 80°
Buis bevestigingsflens 80°

Art.Nr.	Ø	H	D
12.0502.101.10	101,6 (4")	75	Ø120



11.0500.038.23 / 11.0500.050.23



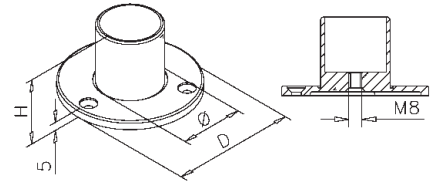
11.0502.038.23

4



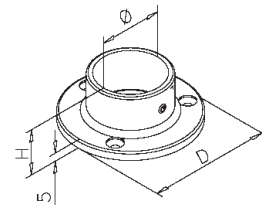
Wall and floor flange
Wand- und Bodenflansch
Embase
Muur en vloer flens

Art.Nr.	Ø	H	D	
12.0504.019.10	19,0	30	Ø40	●
11.0504.025.23	25,4 (1")	40	Ø52	◆
11.0504.038.23	38,1 (1,5")	40	Ø75	◆
11.0504.050.23	50,8 (2")	50	Ø100	◆



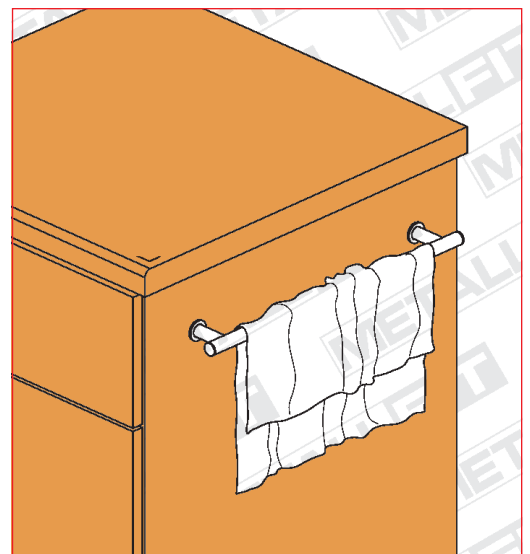
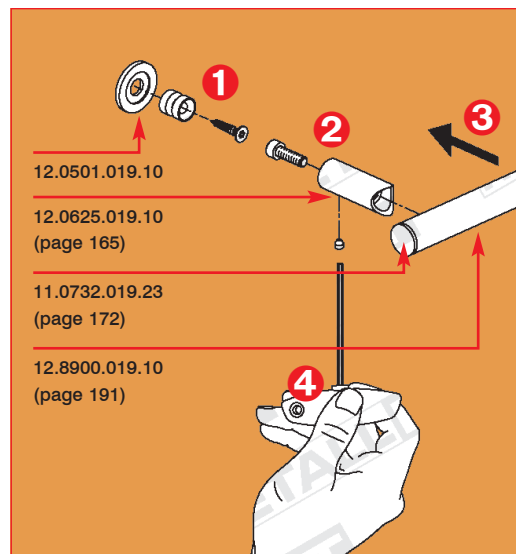
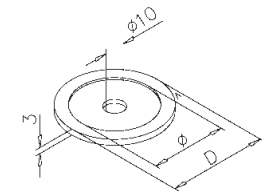
Wall and floor flange
Wand- und Bodenflansch
Embase
Muur en vloer flens

Art.Nr.	Ø	H	D	
12.0505.019.10	19,0	15	Ø50	●
11.0505.025.23	25,4 (1")	20	Ø60	◆
11.0505.038.23	38,1 (1,5")	28	Ø75	◆
11.0505.050.23	50,8 (2")	30	Ø100	◆
12.0505.076.10	76,2 (3")	30	Ø125	●
12.0505.101.10	101,6 (4")	40	Ø155	●
12.0505.129.10	129,0	40	Ø185	●
12.0505.168.10	168,3	40	Ø225	●



Rosette
Rosette
Rosace
Rozet

Art.Nr.	Ø	D	
12.0501.019.10	19,0	Ø30	●
12.0501.025.10	25,4 (1")	Ø40	●
12.0501.038.10	38,1 (1,5")	Ø50	●
12.0501.050.10	50,8 (2")	Ø60	●

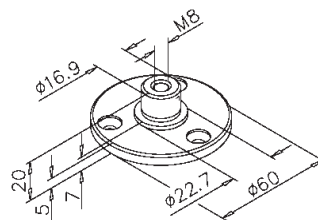


NEW DESIGN



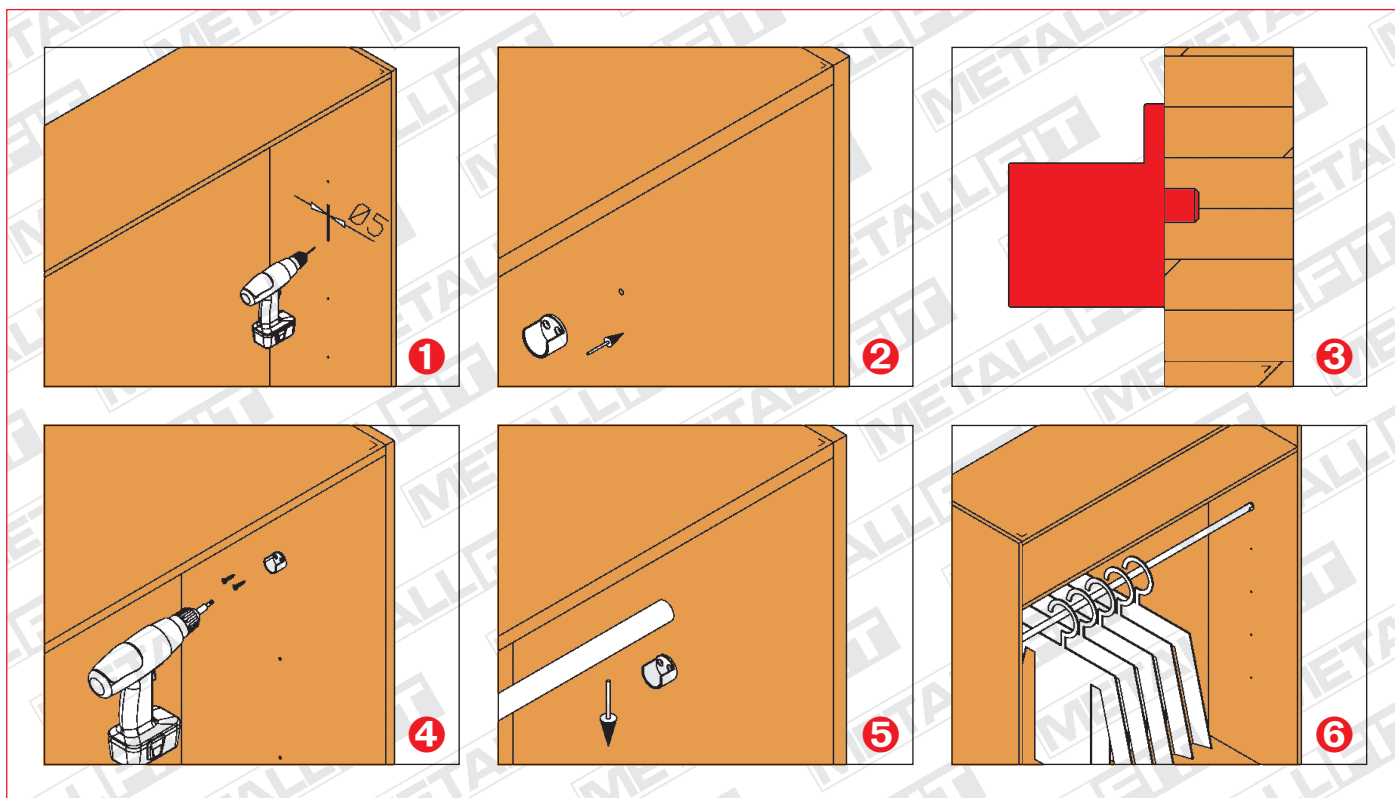
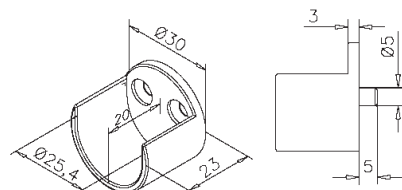
Base flange
Innenflansch
Embase manchon
Combinatie flens

Art.Nr.	Ø	
11.0503.025.23	25,4 (1")	



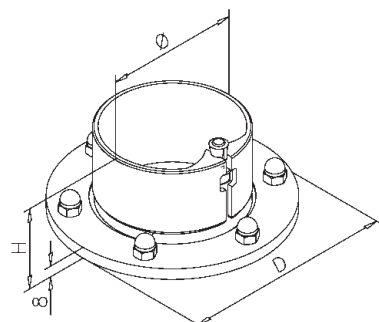
Open flange
Wandflansch offen
Naissance ouverte
Halve muur flens

Art.Nr.	Ø	
11.0508.025.23	25,4 (1")	



Wall and floor flange - Industrial look
Wand- und Bodenflansch
Embase
Muur en vloer flens

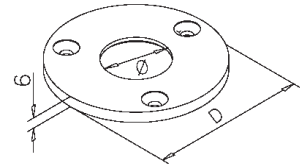
Art.Nr.	Ø	H	D	
12.0509.101.10	101,6 (4")	60	Ø155	
12.0509.129.10	129,0	60	Ø185	
12.0509.168.10	168,3	60	Ø225	





Floor flange
Bodenflansch
Embase de sol à souder
Vloer flens

Art.Nr.	Ø	D	
12.0506.025.00	22,5	Ø70	●
12.0506.038.00	35,0	Ø90	●
12.0506.050.00	48,0	Ø110	●

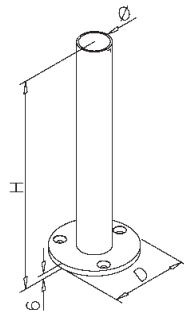


4



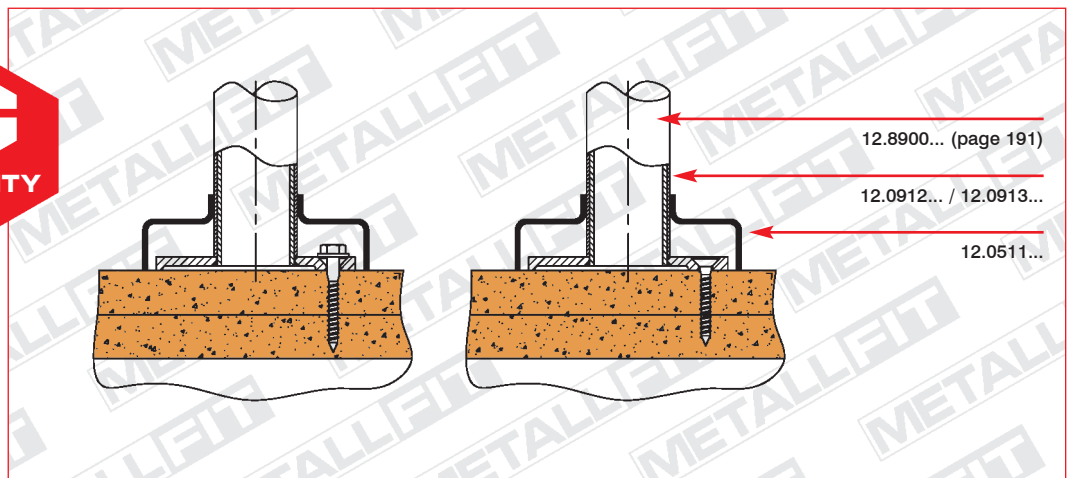
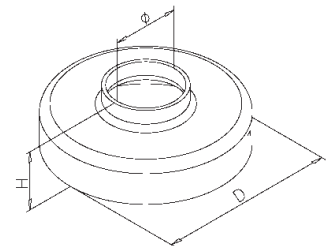
Inner tube with flange
Innenrohr mit Flansch
Tube insert en acier
Binnen buis met flens

Art.Nr.	Ø	H	D	
12.0912.025.00	22,5	250	Ø70	●
12.0912.038.00	35,0	250	Ø90	●
12.0912.050.00	48,0	250	Ø110	●
12.0913.025.00	22,5	830	Ø70	●
12.0913.038.00	35,0	830	Ø90	●
12.0913.050.00	48,0	830	Ø110	●



Base cover for 12.0912.../12.0913...
Abdeckkappe für 12.0912.../12.0913...
Cache embase pour 12.0912.../12.0913...
Afdekkap t.b.v. 12.0912.../12.0913...

Art.Nr.	Ø	H	D	
12.0511.025.10	25,4 (1")	30	Ø82	●
12.0511.038.10	38,1 (1,5")	34	Ø102	●
12.0511.050.10	50,8 (2")	40	Ø125	●



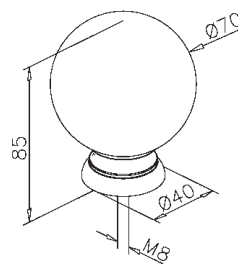


Universal angle ball

Endkugel
Boule d'ornement
Eindbol

Art.Nr.

11.0211.050.23



Ball top

Endkugel
Boule d'ornement
Eindbol

Art.Nr.

11.0212.025.23

Ø

25,4 (1")

H

65

D

Ø45



11.0212.038.23

38,1 (1,5")

90

Ø70

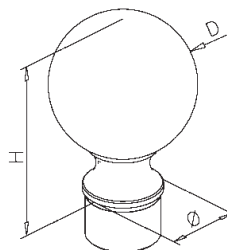


11.0212.050.23

50,8 (2")

120

Ø90



End ball

Zierkugel
Boule d'ornement
Sierkugel

Art.Nr.

12.0220.020.10

Ø

20

H

18,5

B

10,5

G

M6



12.0220.025.10

25

23,5

12

M8



12.0220.030.10

30

28,5

13

M8



12.0220.040.10

40

38,5

15

M8



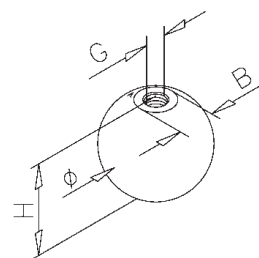
12.0220.050.10

50

48,5

17

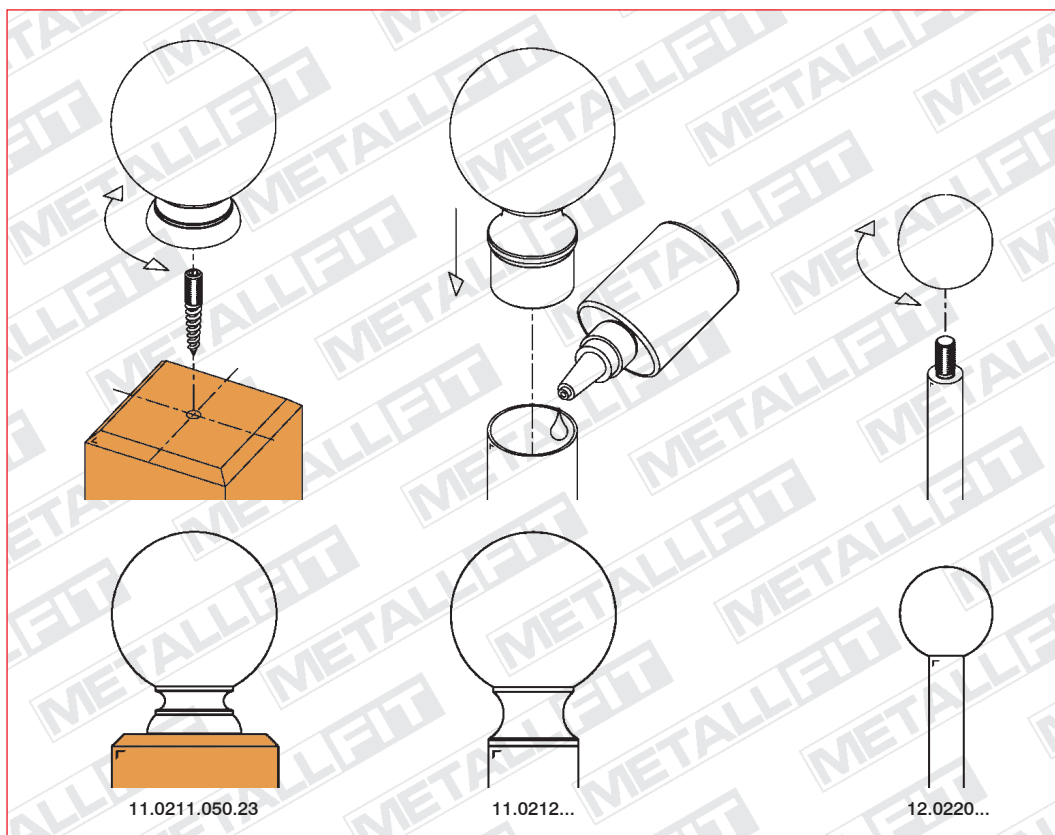
M8



EXTRA-LOCK
50 ml

Metal glue
Metallkleber
Colle métal
Metaal lijm

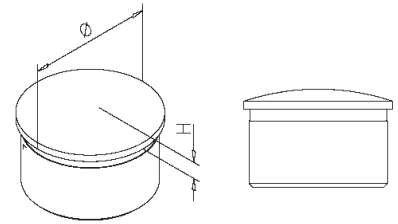
Art.Nr. 19.1330.000.00





Arched end cap
Endkappe gewölbt
Embout bombé
Afgeronde eindstop

Art.Nr.	Ø	H	
11.0729.019.23	19,0	3,5	
11.0729.025.23	25,4 (1")	5	
11.0729.038.23	38,1 (1,5")	5	
11.0729.050.23	50,8 (2")	5	

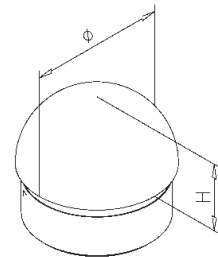


4



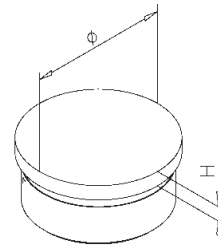
Domed end cap
Endkappe halbrund
Embout arrondi
Halfronde eindstop

Art.Nr.	Ø	H	
11.0730.025.23	25,4 (1")	13	
11.0730.038.23	38,1 (1,5")	19	
11.0730.050.23	50,8 (2")	25	



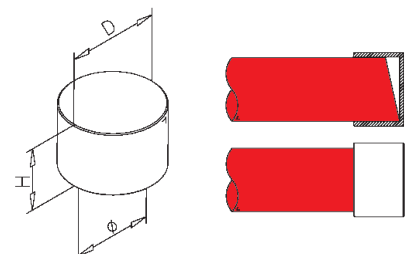
Flat end cap
Endkappe flach
Embout plat
Vlakke eindstop

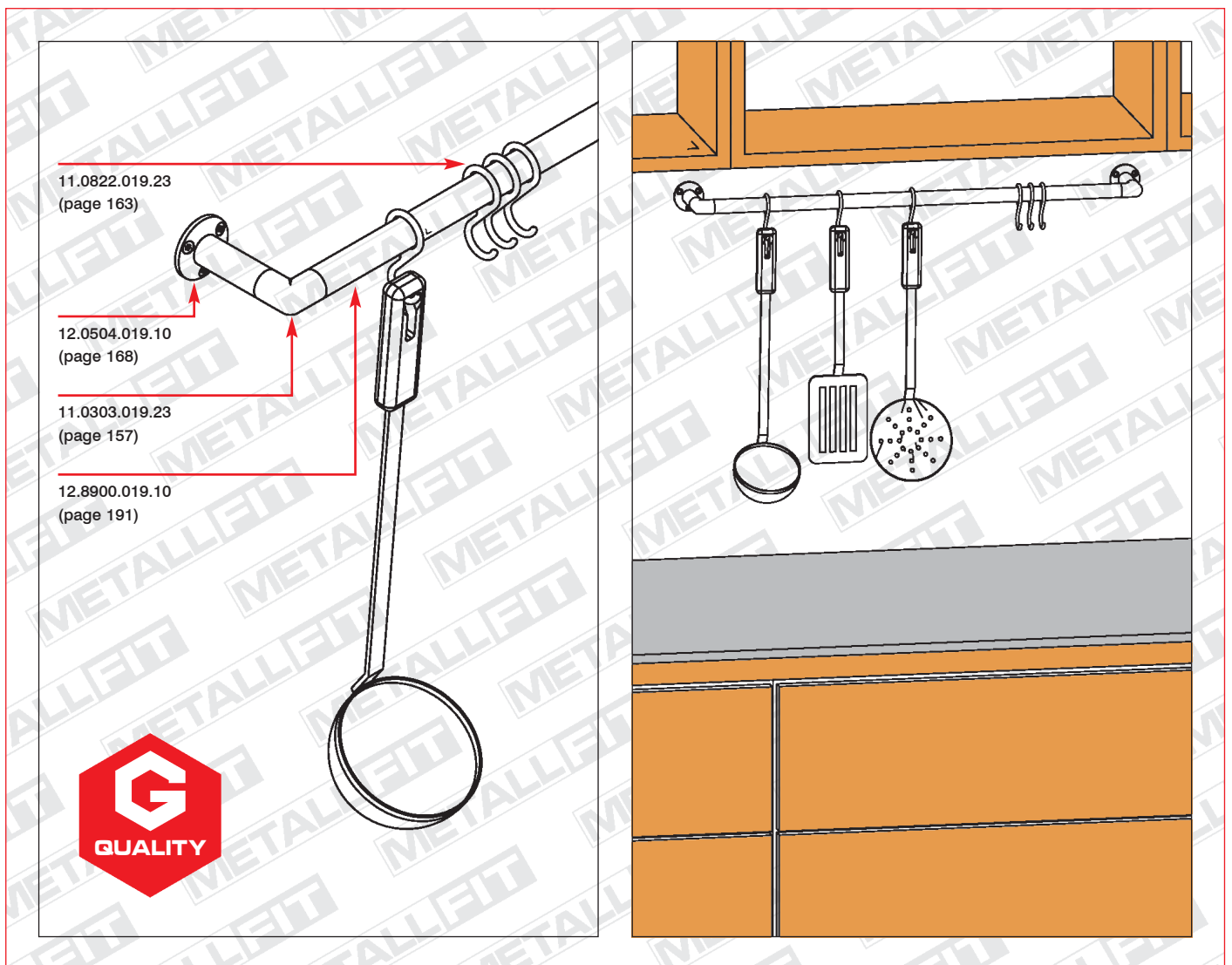
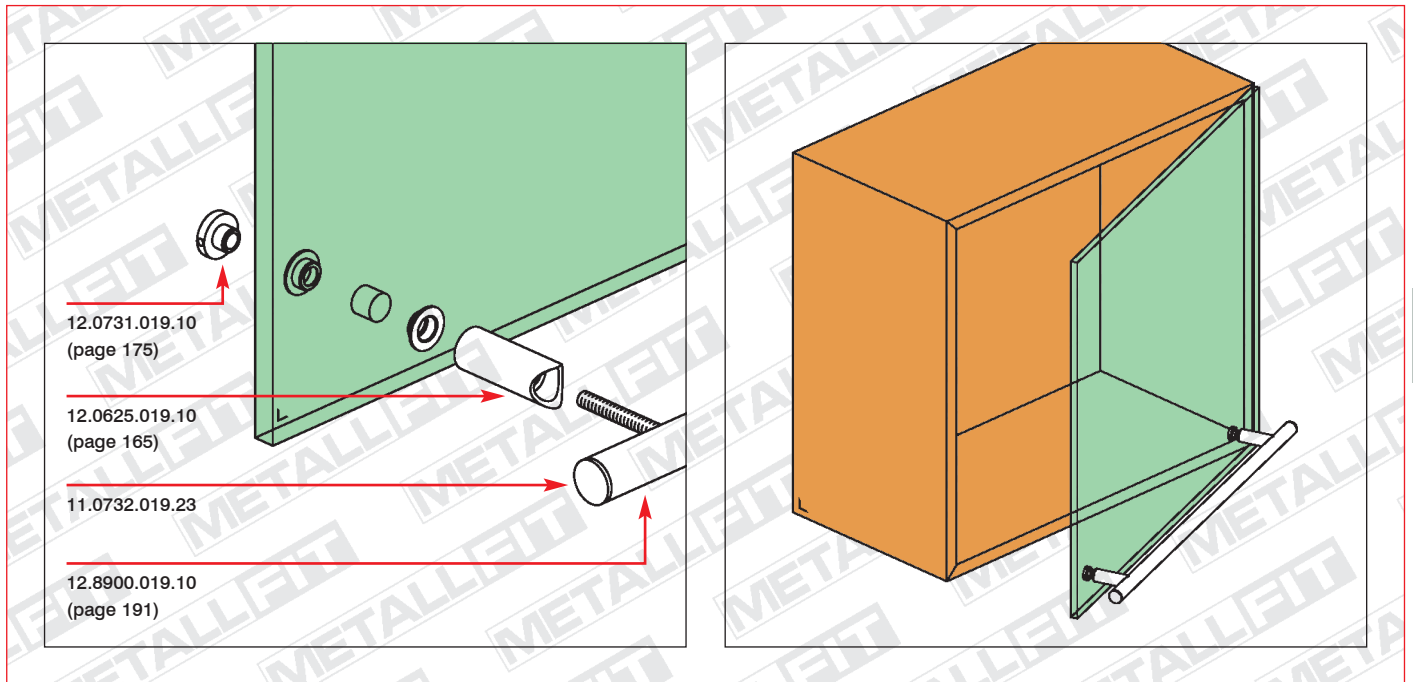
Art.Nr.	Ø	H	
11.0732.019.23	19,0	2	
11.0732.025.23	25,4 (1")	4	
11.0732.038.23	38,1 (1,5")	4	
11.0732.050.23	50,8 (2")	4	



End cap, fits over tube
Aufsteck-Endkappe flach
Embout plat à emboîter
Eindkap, passend over buis

Art.Nr.	Ø	H	D	
12.0736.038.10	38,1 (1,5")	30	Ø44	

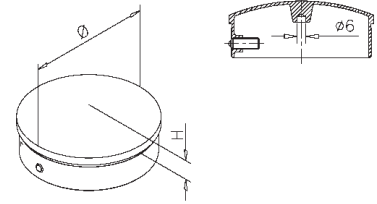






Arched end cap
Endkappe gewölbt
Embout bombé
Afgeronde eindstop

Art.Nr.	Ø	H	
12.0729.076.10	76,2 (3")	14	●
12.0729.101.10	101,6 (4")	16	●
12.0729.129.10	129,0	17	●

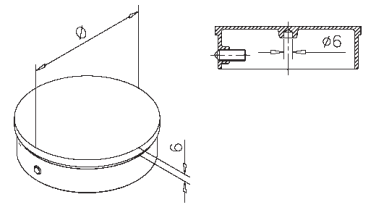


4



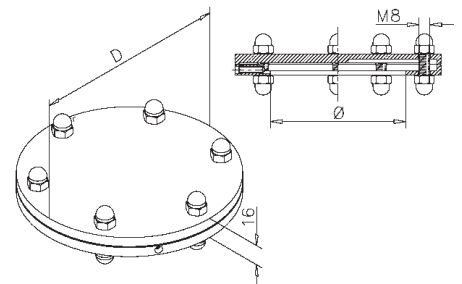
Flat end cap
Endkappe flach
Embout plat
Vlakke eindstop

Art.Nr.	Ø	
12.0732.076.10	76,2 (3")	●
12.0732.101.10	101,6 (4")	●
12.0732.129.10	129,0	●
12.0732.168.10	168,3	●



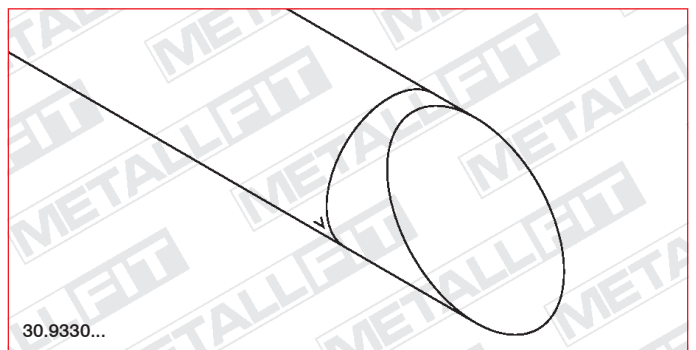
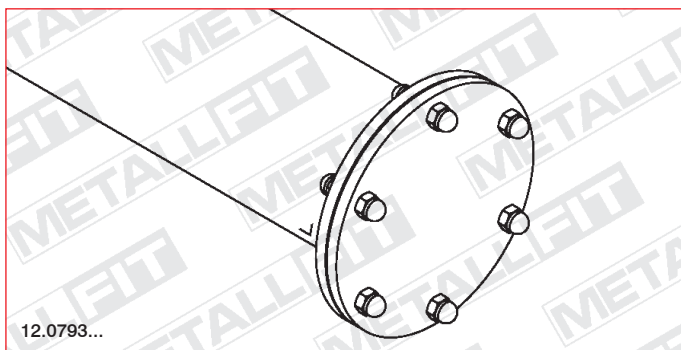
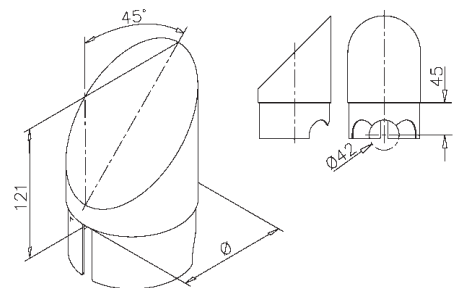
End cap - Industrial look
Endkappe
Embout
Eindstop

Art.Nr.	Ø	D	
12.0793.101.10	101,6 (4")	Ø155	●
12.0793.129.10	129,0	Ø185	●
12.0793.168.10	168,3	Ø225	●



End cap - Deco look
Endkappe
Embout
Eindstop

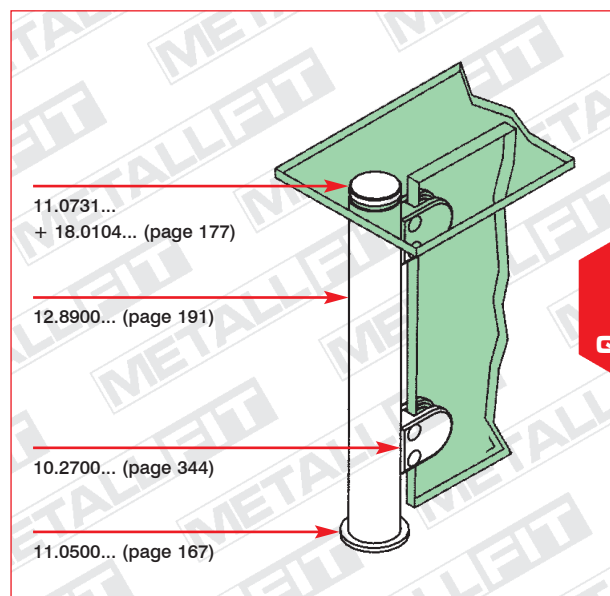
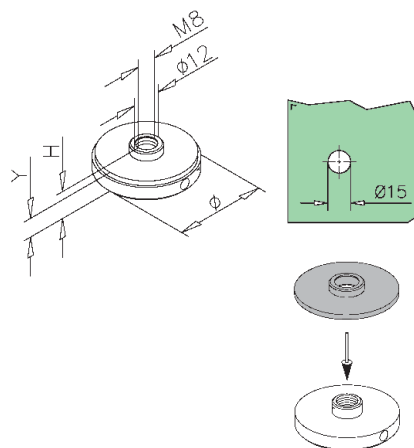
Art.Nr.	Ø	
30.9330.076.10	76,2 (3")	●
30.9330.101.10	101,6 (4")	●





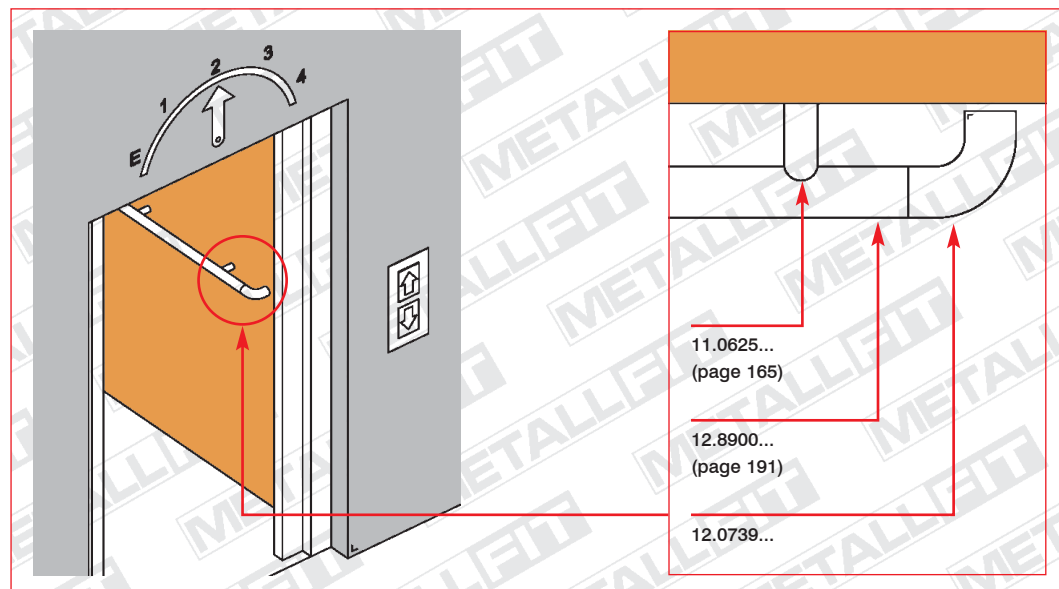
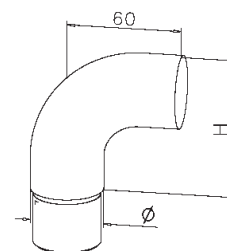
Finial with M8
Zier-Abschlusscheibe
Embout de finition taraudé M8
Sier afsluitkap

Art.Nr.	Ø	H	Y	
12.0731.019.10	19,0	10	4	●
11.0731.025.23	25,4 (1")	10,5	6	◆
11.0731.038.23	38,1 (1,5")	11,5	8	◆
11.0731.050.23	50,8 (2")	13,5	10	◆



End scroll
Endbogen
Embout crosse
Eindknop

Art.Nr.	Ø	H	
12.0739.038.10	38,1 (1,5")	75	●
12.0739.050.10	50,8 (2")	80	●



EXTRA-LOCK
50 ml

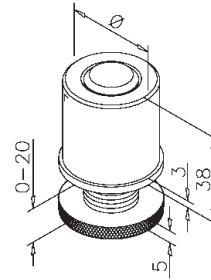
Metal glue
Metallkleber
Colle métal
Metaal lijm

Art.Nr.
19.1330.000.00



Adjustable nylon end cap
Kunststoff-Endkappe, verstellbar
Embout PVC ajustable
Verstelbare kunststof eindkap

Art.Nr.	Ø
18.0062.025.00	25,4 (1")
18.0062.038.00	38,1 (1,5")
18.0062.050.00	50,8 (2")

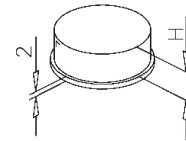


4



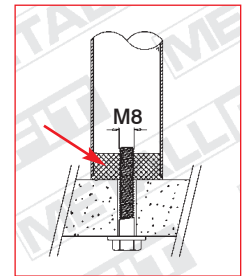
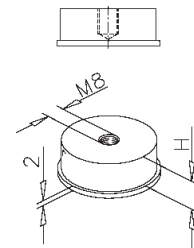
Nylon end cap
Kunststoff-Endkappe
Embout PVC
Kunststof eindkap

Art.Nr.	Ø	H
18.0100.025.00	25,4 (1")	9
18.0100.038.00	38,1 (1,5")	12
18.0100.050.00	50,8 (2")	12



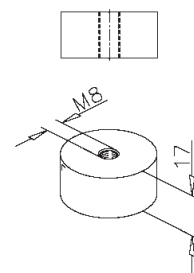
Nylon end cap
Kunststoff-Endkappe
Embout PVC taraudé
Kunststof eindkap

Art.Nr.	Ø	H
18.0101.019.00	19,0	14
18.0101.025.00	25,4 (1")	12
18.0101.038.00	38,1 (1,5")	14
18.0101.050.00	50,8 (2")	14



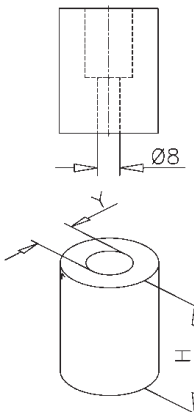
Nylon plug
Kunststoff-Pfropfen
Bouchon PVC taraudé
Kunststof prop

Art.Nr.	Ø
18.0102.025.00	25,4 (1")
18.0102.038.00	38,1 (1,5")
18.0102.050.00	50,8 (2")



Nylon plug
Kunststoff-Pfropfen
Bouchon PVC à visser
Kunststof prop

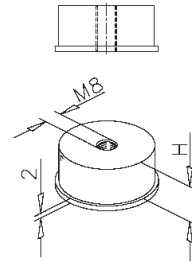
Art.Nr.	Ø	H	Y
18.0103.019.00	19,0	35	Ø15
18.0103.025.00	25,4 (1")	40	Ø17
18.0103.038.00	38,1 (1,5")	45	Ø17
18.0103.050.00	50,8 (2")	50	Ø17
18.0103.076.00	76,2 (3")	60	Ø17
18.0103.101.00	101,6 (4")	60	Ø17





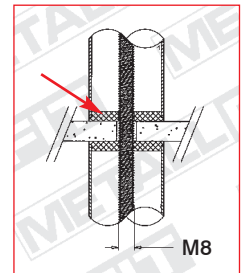
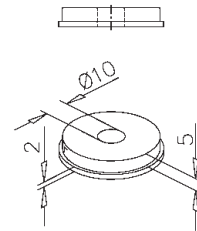
Nylon end cap
Kunststoff-Endkappe
Embout PVC taraudé
Kunststof eindkap

Art.Nr.	Ø	H
18.0104.019.00	19,0	14
18.0104.025.00	25,4 (1")	13
18.0104.038.00	38,1 (1,5")	15
18.0104.050.00	50,8 (2")	15



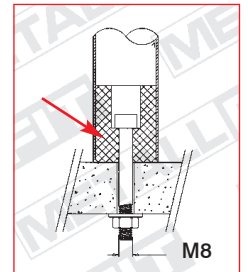
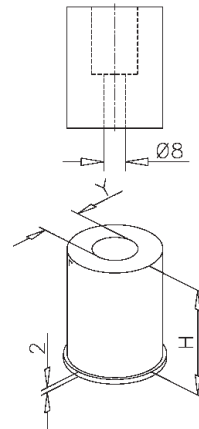
Nylon end cap
Kunststoff-Endkappe
Embout PVC percé
Kunststof eindkap

Art.Nr.	Ø
18.0105.019.00	19,0
18.0105.025.00	25,4 (1")
18.0105.038.00	38,1 (1,5")
18.0105.050.00	50,8 (2")
18.2105.076.00	76,2 (3")
18.2105.101.00	101,6 (4")



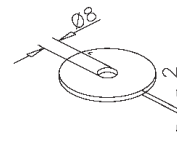
Nylon end cap
Kunststoff-Endkappe
Bouchon PVC percé
Kunststof eindkap

Art.Nr.	Ø	H	Y
18.0106.019.00	19,0	35	Ø15
18.0106.025.00	25,4 (1")	40	Ø17
18.0106.038.00	38,1 (1,5")	45	Ø17
18.0106.050.00	50,8 (2")	50	Ø17
18.2106.076.00	76,2 (3")	62	Ø17
18.2106.101.00	101,6 (4")	62	Ø17



Nylon rosette
Kunststoff-Unterlegscheibe
Rosace PVC
Kunststof schijf

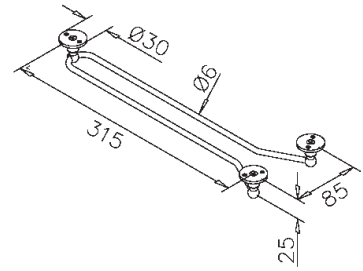
Art.Nr.	Ø
18.0107.025.00	25,4 (1")
18.0107.038.00	38,1 (1,5")
18.0107.050.00	50,8 (2")





Glass rack
Gläserhalter
Support à verres
Glazenhouder

Art.Nr.
12.0874.315.10

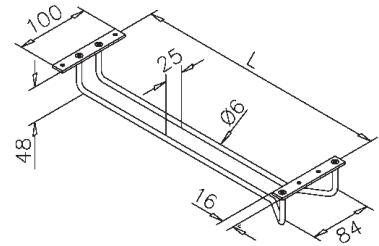


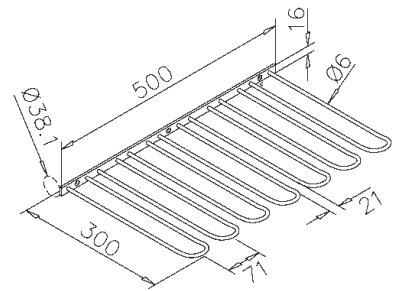
4



Glass rack
Gläserhalter
Support à verres
Glazenhouder

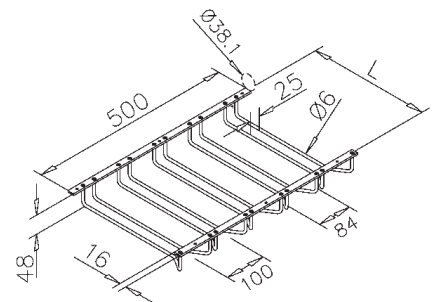

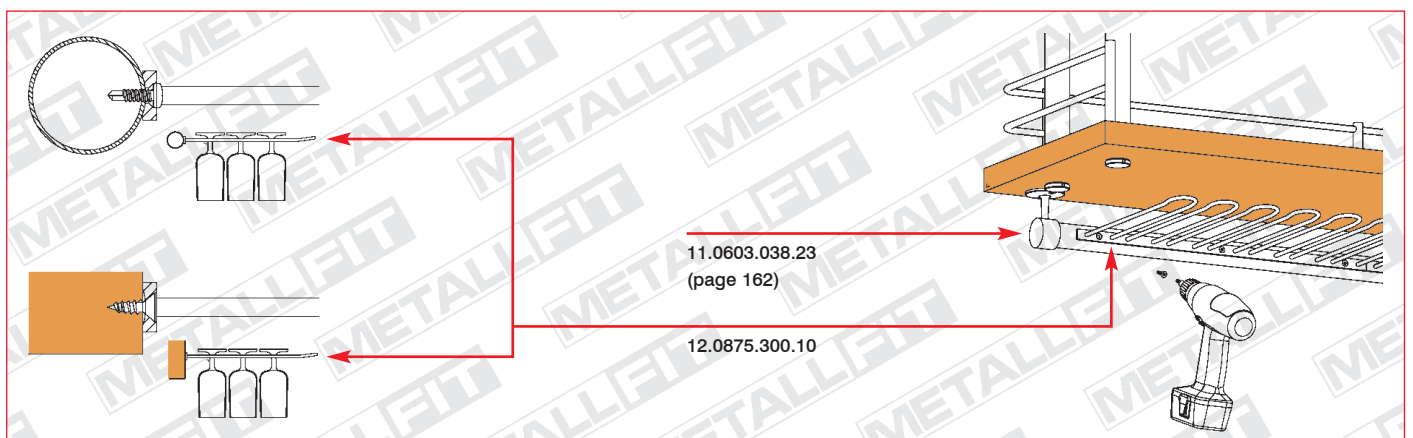
Art.Nr.	L
12.0873.300.10	300
12.0873.350.10	350
12.0873.400.10	400
12.0873.450.10	450





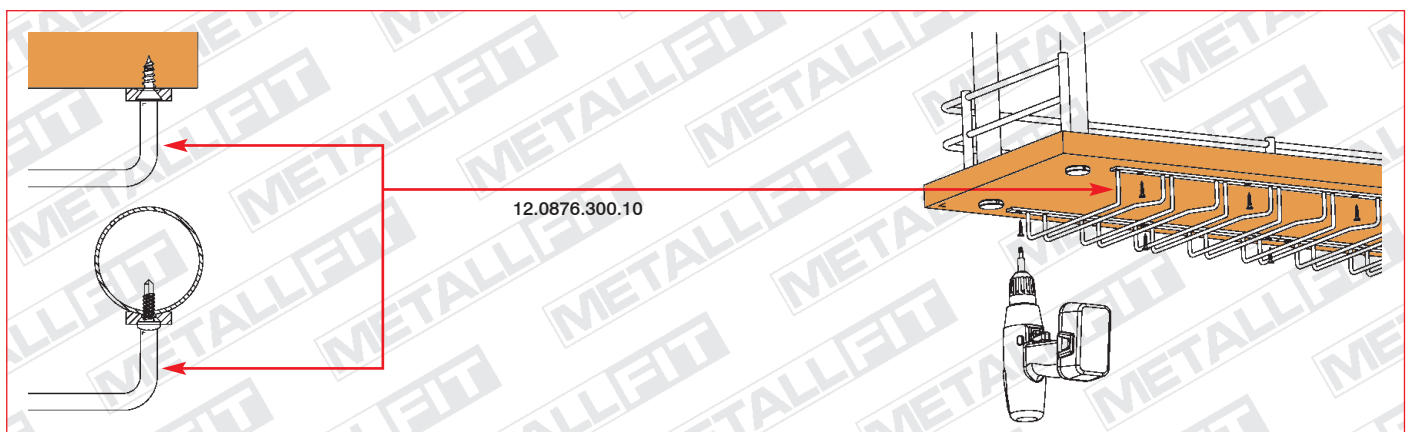
Glass rack
Gläserhalter
Ratelier à verres
Glazenhouder

Art.Nr.	Ø
12.0875.300.10	38,1 (1,5")



Glass rack
Gläserhalter
Ratelier à verres
Glazenhouder

Art.Nr.	L	Ø
12.0876.300.10	300	38,1 (1,5")
12.0876.350.10	350	38,1 (1,5")

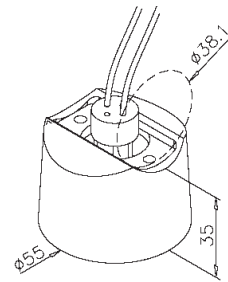




Tube lamp connector
Halogenstrahler
Spot halogène à fixer sur tube
Halogeenspot

Art.Nr.
12.0990.038.10

*incl. bulb socket and illuminant 20 W / inkl. Fassung und Leuchtmittel 20 W
comprenant douille et ampoule 20 W / incl. fitting en halogeenlamp 20 W*

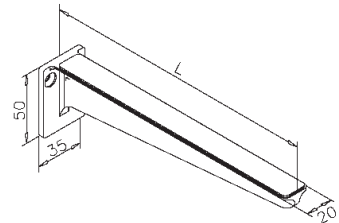


4



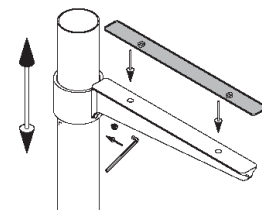
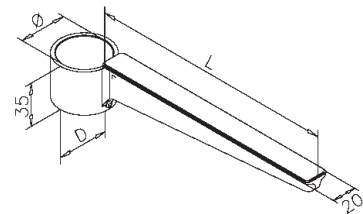
Shelf support with rubber strip
Glasplattenträger mit Gummiauflage
Support tablette avec cale caoutchouc
Glasplankdrager met rubber oplage

Art.Nr.	L	
11.0071.000.23	200	
11.0072.000.23	300	



Shelf support with rubber strip
Glasplattenträger mit Gummiauflage
Support tablette avec cale caoutchouc
Glasplankdrager met rubber oplage

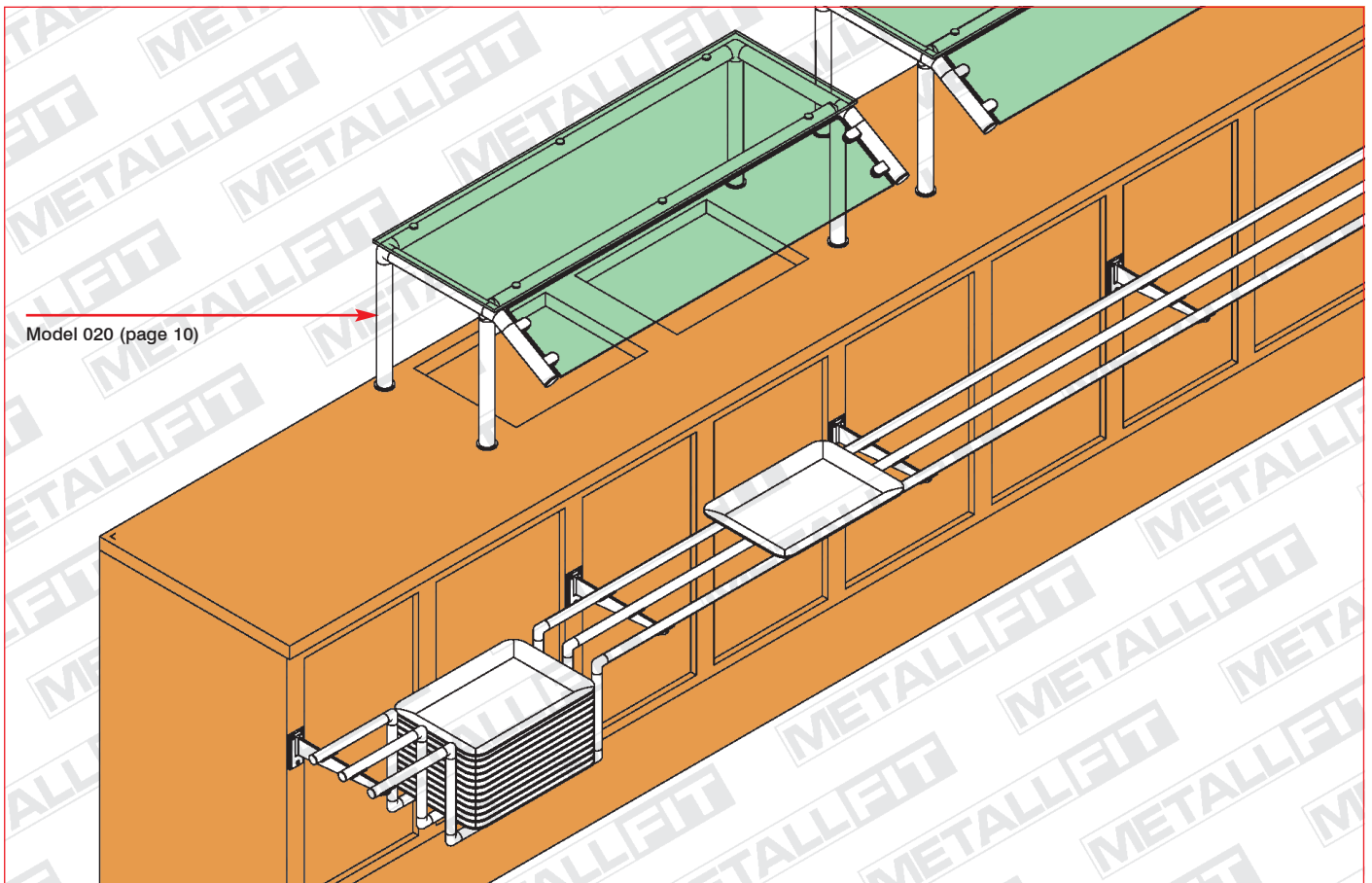
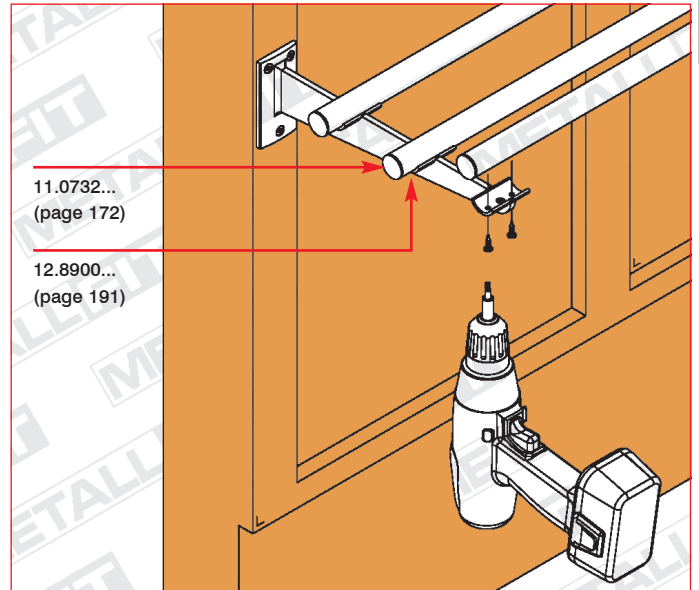
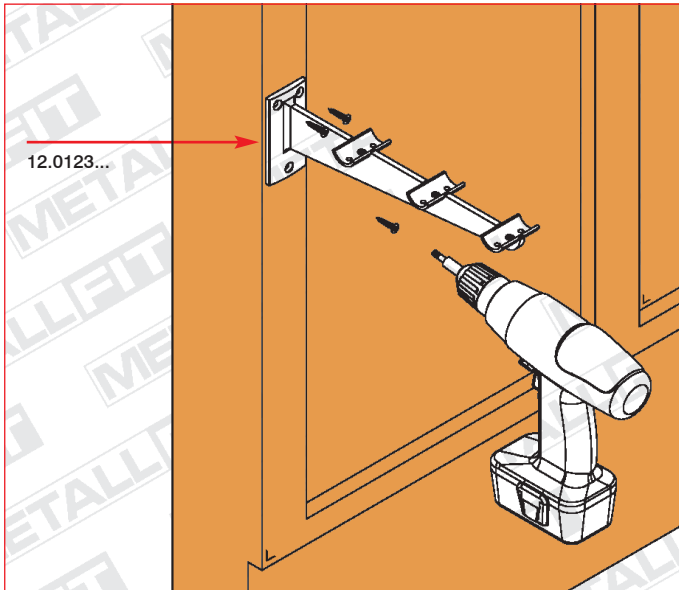
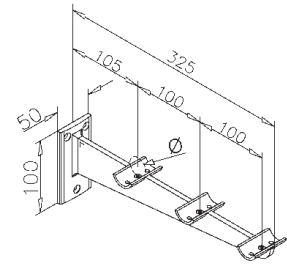
Art.Nr.	Ø	D	L	
11.0741.025.23	25,4 (1")	Ø32	200	
11.0741.038.23	38,1 (1,5")	Ø45	200	
11.0742.025.23	25,4 (1")	Ø32	300	
11.0742.038.23	38,1 (1,5")	Ø45	300	





Tray slide bracket
 Tabletrutschenträger
 Support porte-plateaux
 Buizensteun

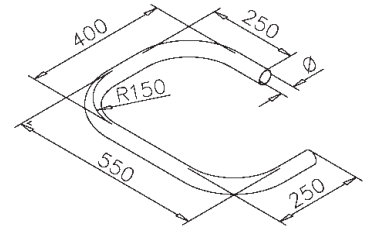
Art.Nr.	Ø	
12.0123.025.10	25,4 (1")	
12.0123.038.10	38,1 (1,5")	





Waitress station 270°
Trennbügel 270°
Séparateur 270°
Kelnerbeugel 270°

Art.Nr.	Ø	
12.0902.038.10	38,1 (1,5")	●
12.0902.050.10	50,8 (2")	●

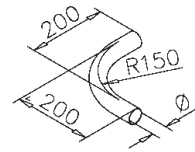


4



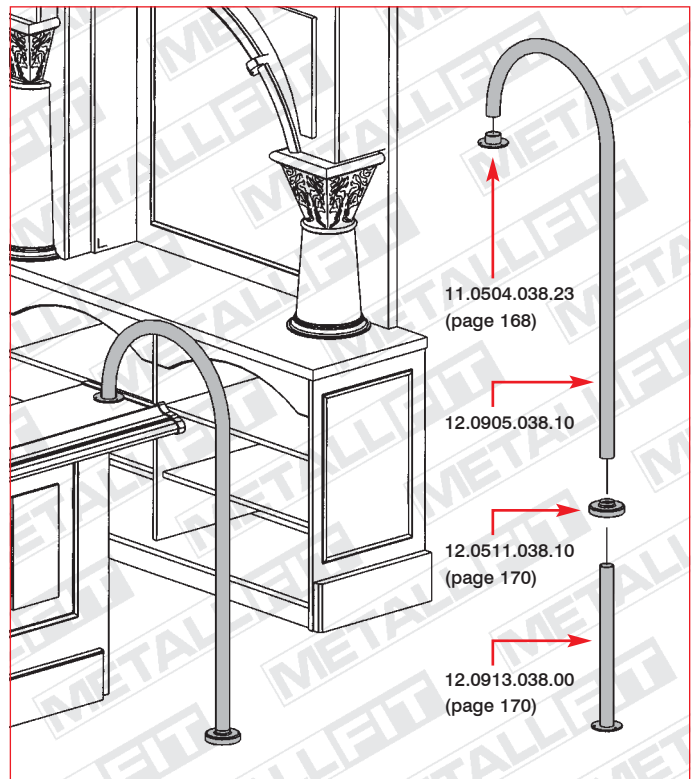
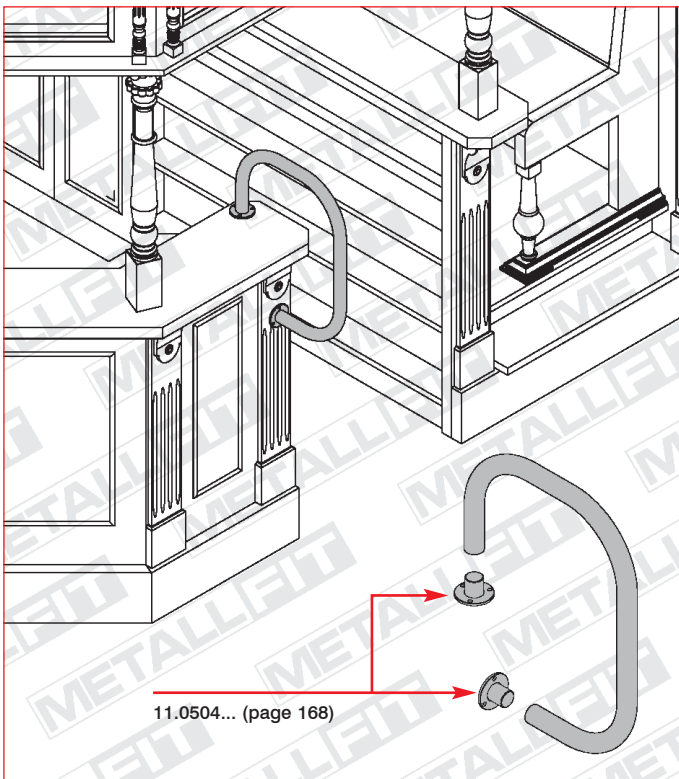
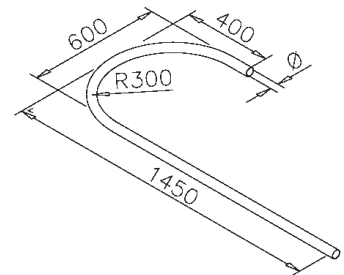
Bend tube 90°
Bogen 90°
Cintre 90°
Bocht 90°

Art.Nr.	Ø	
12.0903.038.10	38,1 (1,5")	●
12.0903.050.10	50,8 (2")	●



Waitress station 180°
Trennbügel 180°
Séparateur 180°
Kelnerbeugel 180°

Art.Nr.	Ø	
12.0905.038.10	38,1 (1,5")	●



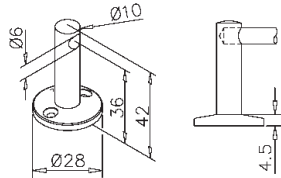
„Mini rail - Ø 6 mm“

for mounting on wood / für Holzmontage /
fixation sur bois / voor montage op hout



End bracket / Endstütze
Support borgne / Eindsteun

Art.Nr.
11.0650.006.23



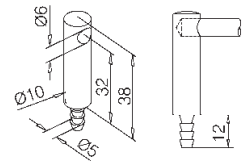
„Mini rail - Ø 6 mm“

for mounting on wood / für Holzmontage /
fixation sur bois / voor montage op hout



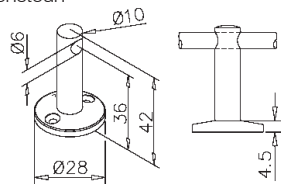
End bracket / Endstütze
Support borgne / Eindsteun

Art.Nr.
11.0660.006.23



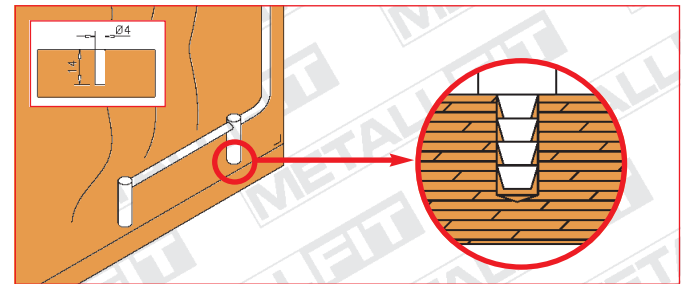
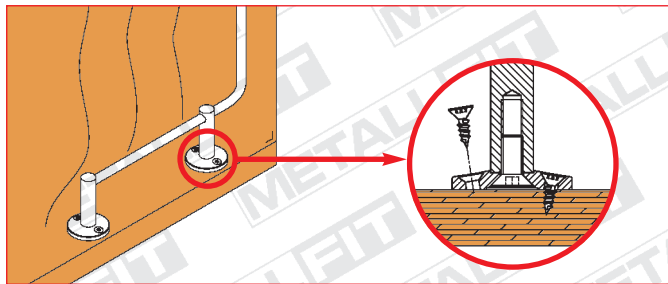
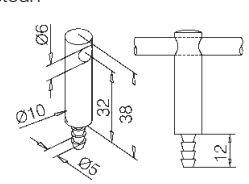
Centre bracket / Mittelstütze
Support traversant / Middensteun

Art.Nr.
11.0651.006.23



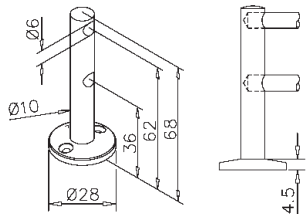
Centre bracket / Mittelstütze
Support traversant / Middensteun

Art.Nr.
11.0661.006.23



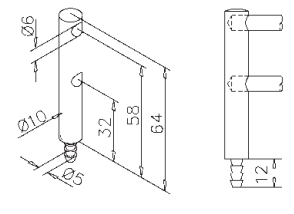
Double end bracket / Doppelte Endstütze
Support double borgne / Dubbele eindsteun

Art.Nr.
11.0655.006.23



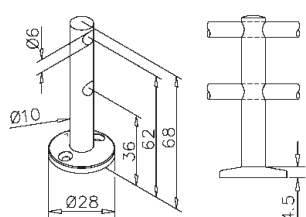
Double end bracket / Doppelte Endstütze
Support double borgne / Dubbele eindsteun

Art.Nr.
11.0665.006.23



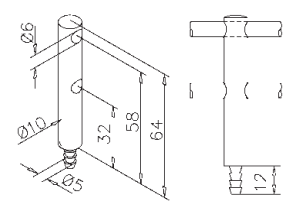
Double centre bracket / Doppelte Mittelstütze
Support double traversant / Dubbele middensteun

Art.Nr.
11.0656.006.23



Double centre bracket / Doppelte Mittelstütze
Support double traversant / Dubbele middensteun

Art.Nr.
11.0666.006.23





„Mini rail - Ø 6 mm“
for glue fixation / für Klebemontage /
à coller / voor lijm montage

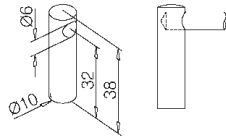
„Mini rail - Ø 6 mm“
for mounting on glass / für Glasmontage /
fixation sur verre / voor montage op glas

4



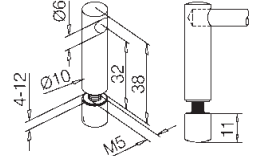
End bracket / Endstütze
Support borgne / Eindsteun

Art.Nr.
11.0670.006.23



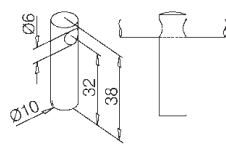
End bracket / Endstütze
Support borgne / Eindsteun

Art.Nr.
11.0680.006.23



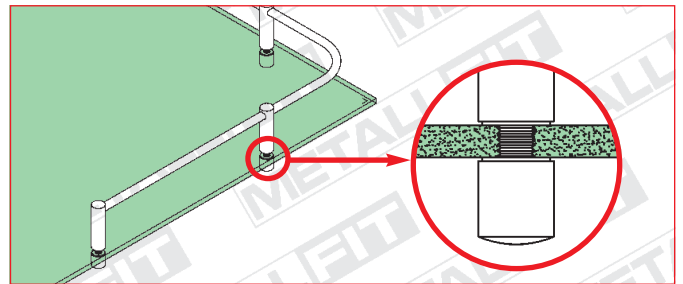
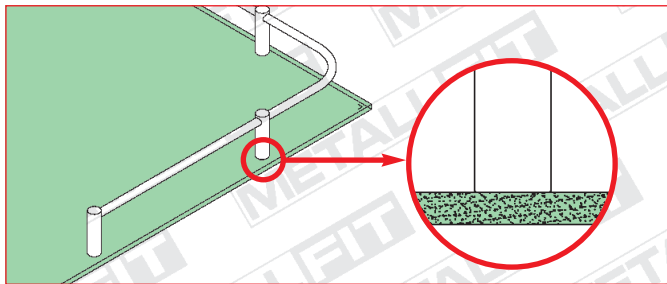
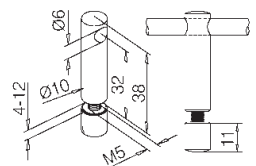
Centre bracket / Mittelstütze
Support traversant / Middensteun

Art.Nr.
11.0671.006.23



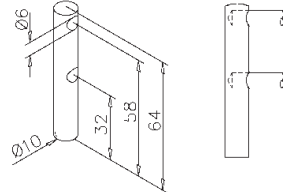
Centre bracket / Mittelstütze
Support traversant / Middensteun

Art.Nr.
11.0681.006.23



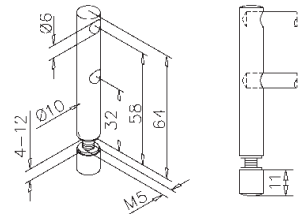
Double end bracket / Doppelte Endstütze
Support double borgne / Dubbele eindsteun

Art.Nr.
11.0675.006.23



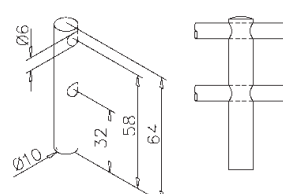
Double end bracket / Doppelte Endstütze
Support double borgne / Dubbele eindsteun

Art.Nr.
11.0685.006.23



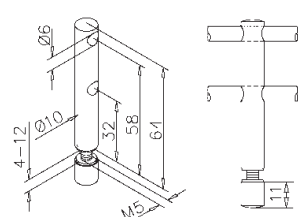
Double centre bracket / Doppelte Mittelstütze
Support double traversant / Dubbele middensteun

Art.Nr.
11.0676.006.23



Double centre bracket / Doppelte Mittelstütze
Support double traversant / Dubbele middensteun

Art.Nr.
11.0686.006.23

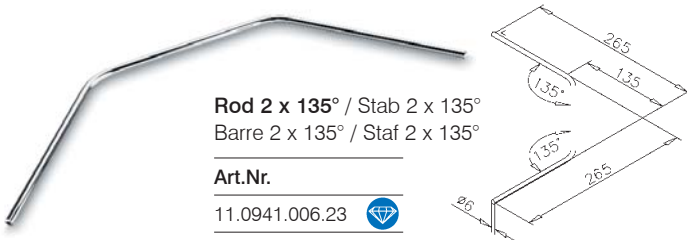


„Mini rail - Ø 6 mm“
Corner rods / Eckstäbe /
Cintre d'angles / Hoekstaf



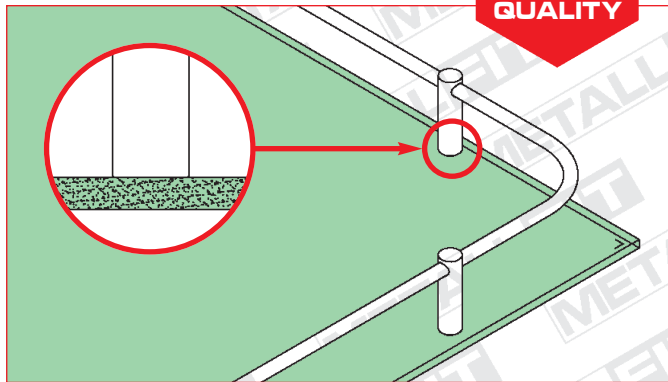
Rod 90° / Stab 90°
Barre 90° / Staf 90°

Art.Nr.
11.0940.006.23



Rod 2 x 135° / Stab 2 x 135°
Barre 2 x 135° / Staf 2 x 135°

Art.Nr.
11.0941.006.23



Glass-metal glue 50 g, with activator 10 ml
Glas-Metall Klebstoff 50 g, mit Aktivator 10 ml
Colle verre-métal 50g, avec activateur 10 ml
Glas-metaal lijm 50g, met activator 10 ml

Art.Nr.
19.1370.000.00



Zintec
Zinkdruckguss
Zamak
Zamack

+



Stainless steel
Edelstahl
Inox
RVS

+

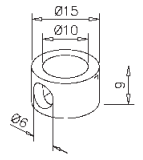


„Mini rail - Ø 6 mm“
Adapters / Adapter /
Adaptateurs / Adapter



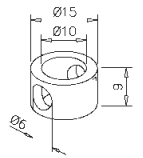
for end bracket / für Endstütze
pour support borgne / voor eindsteun

Art.Nr.
11.0690.006.23



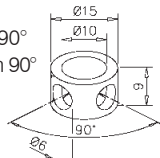
for centre bracket / für Mittelstütze
pour support traversant / voor middensteun

Art.Nr.
11.0691.006.23



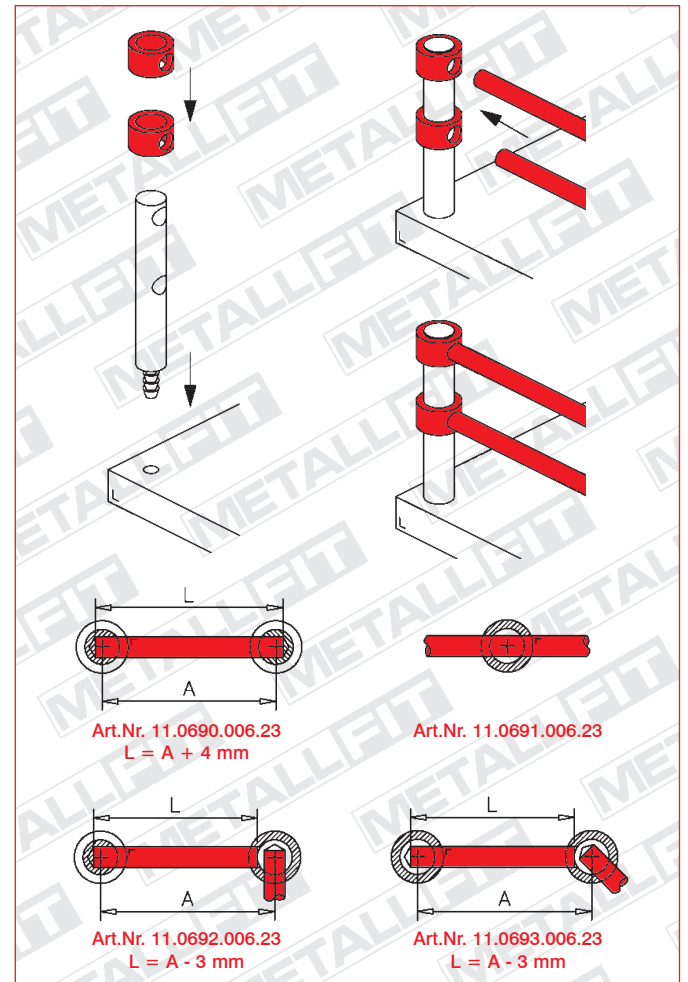
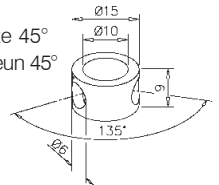
for elbow bracket 90° / für Eckstütze 90°
pour raccord d'angle 90° / voor hoeksteun 90°

Art.Nr.
11.0692.006.23



for elbow bracket 45° / für Eckstütze 45°
pour raccord d'angle 45° / voor hoeksteun 45°

Art.Nr.
11.0693.006.23





„Mini rail - Ø 10 mm“

for mounting on wood / für Holzmontage /
fixation sur bois / voor montage op hout

„Mini rail - Ø 10 mm“


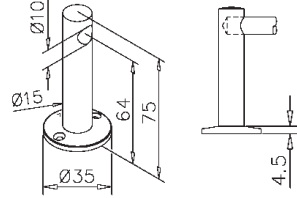
for mounting on wood / für Holzmontage /
fixation sur bois / voor montage op hout

4



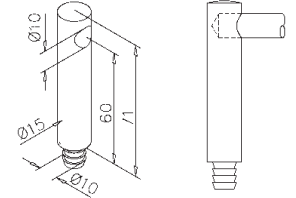
End bracket / Endstütze
Support borgne / Eindsteun

Art.Nr.
11.0650.010.23



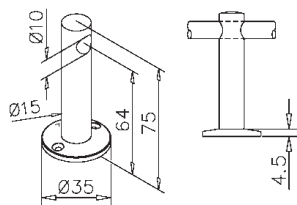
End bracket / Endstütze
Support borgne / Eindsteun

Art.Nr.
11.0660.010.23



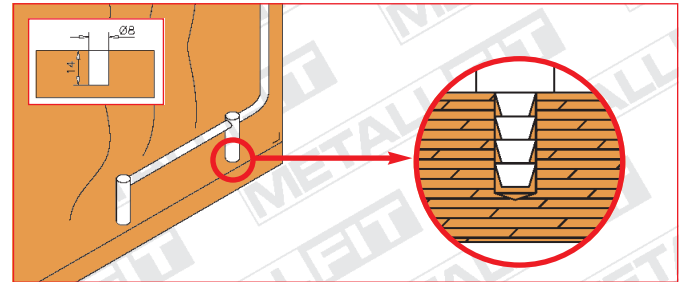
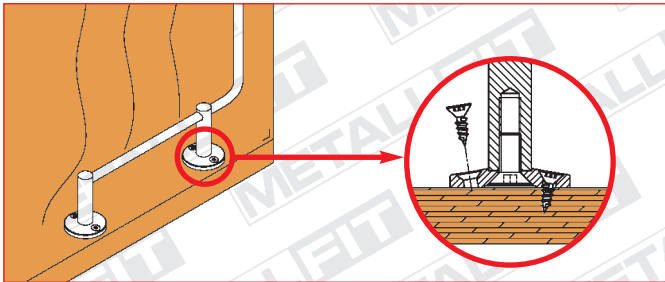
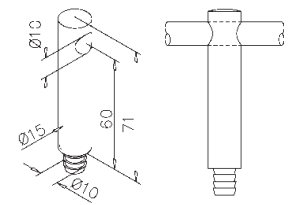
Centre bracket / Mittelstütze
Support traversant / Middensteun

Art.Nr.
11.0651.010.23



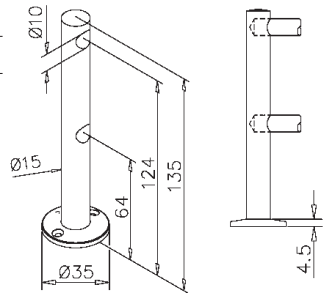
Centre bracket / Mittelstütze
Support traversant / Middensteun

Art.Nr.
11.0661.010.23



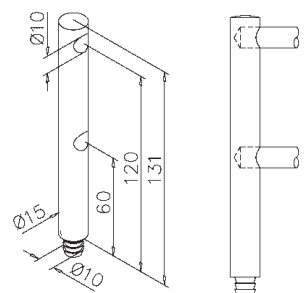
Double end bracket / Doppelte Endstütze
Support double borgne / Dubbele eindsteun

Art.Nr.
11.0655.010.23



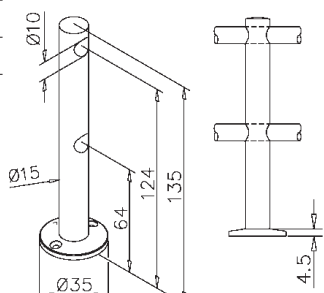
Double end bracket / Doppelte Endstütze
Support double borgne / Dubbele eindsteun

Art.Nr.
11.0665.010.23



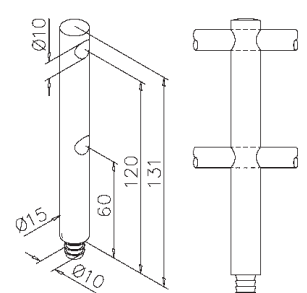
Double centre bracket / Doppelte Mittelstütze
Support double traversant / Dubbele middensteun

Art.Nr.
11.0656.010.23



Double centre bracket / Doppelte Mittelstütze
Support double traversant / Dubbele middensteun

Art.Nr.
11.0666.010.23



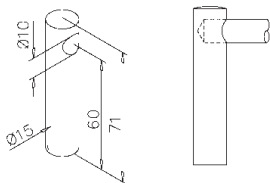
„Mini rail - Ø 10 mm“

for glue fixation / für Klebemontage /
à coller / voor lijm montage



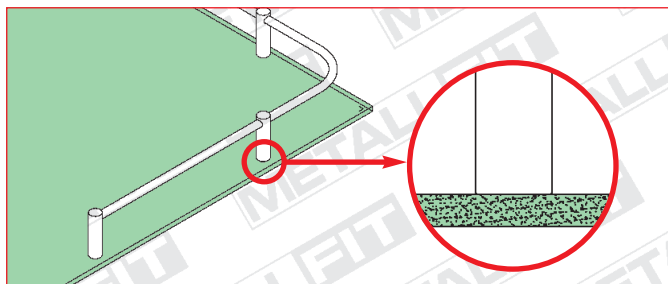
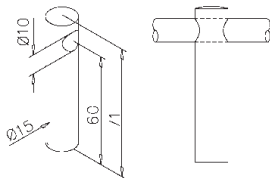
End bracket / Endstütze
Support borgne / Eindsteun

Art.Nr.
11.0670.010.23



Centre bracket / Mittelstütze
Support traversant / Middensteun

Art.Nr.
11.0671.010.23



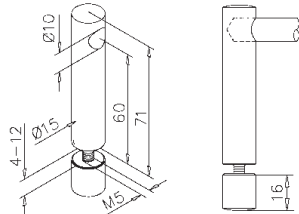
„Mini rail - Ø 10 mm“

for mounting on glass / für Glasmontage /
fixation sur verre / voor montage op glas



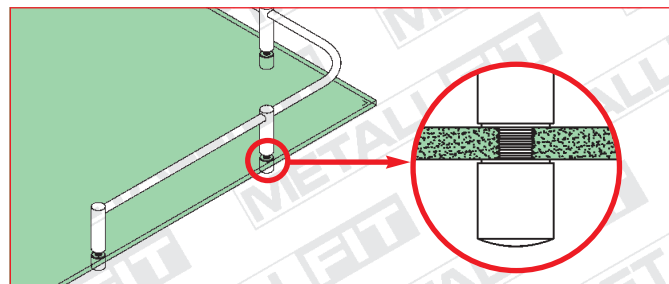
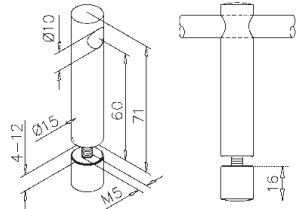
End bracket / Endstütze
Support borgne / Eindsteun

Art.Nr.
11.0680.010.23



Centre bracket / Mittelstütze
Support traversant / Middensteun

Art.Nr.
11.0681.010.23

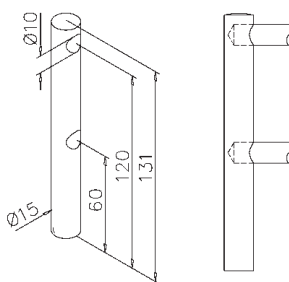


4



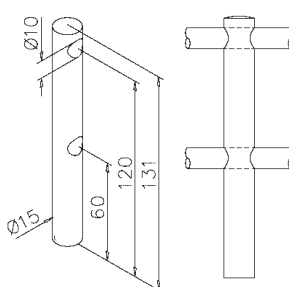
Double end bracket / Doppelte Endstütze
Support double borgne / Dubbele eindsteun

Art.Nr.
11.0675.010.23



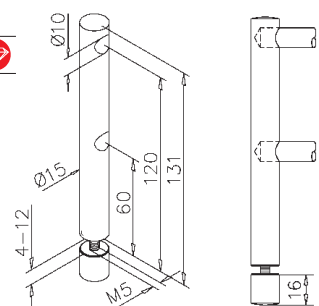
Double centre bracket / Doppelte Mittelstütze
Support double traversant / Dubbele middensteun

Art.Nr.
11.0676.010.23



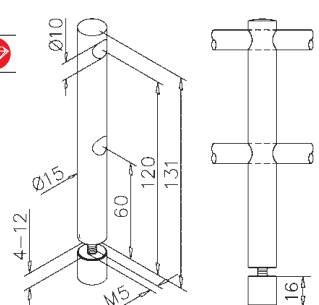
Double end bracket / Doppelte Endstütze
Support double borgne / Dubbele eindsteun

Art.Nr.
11.0685.010.23



Double centre bracket / Doppelte Mittelstütze
Support double traversant / Dubbele middensteun

Art.Nr.
11.0686.010.23



4

„Mini rail - Ø 10 mm“
Corner rods / Eckstäbe /
 Cintre d'angles / Hoekstaf



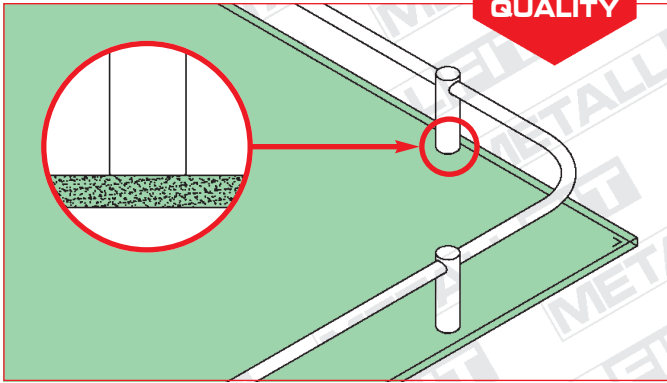
Rod 90° / Stab 90°
 Barre 90° / Staf 90°

Art.Nr.
 11.0940.010.23



Rod 2 x 135° / Stab 2 x 135°
 Barre 2 x 135° / Staf 2 x 135°

Art.Nr.
 11.0941.010.23



Glass-metal glue 50 g, with activator 10 ml
 Glas-Metall Klebstoff 50 g, mit Aktivator 10 ml
 Colle verre-métal 50g, avec activateur 10 ml
 Glas-metaal lijm 50g, met activator 10 ml

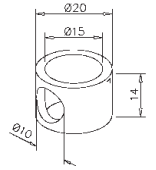
Art.Nr.
 19.1370.000.00

„Mini rail - Ø 10 mm“
Adapters / Adapter /
 Adaptateurs / Adapter



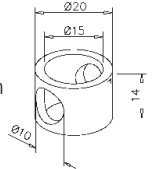
for end bracket / für Endstütze
 pour support borgne / voor eindsteun

Art.Nr.
 11.0690.010.23



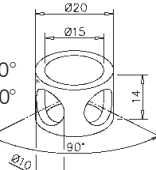
for centre bracket / für Mittelstütze
 pour support traversant / voor middensteun

Art.Nr.
 11.0691.010.23



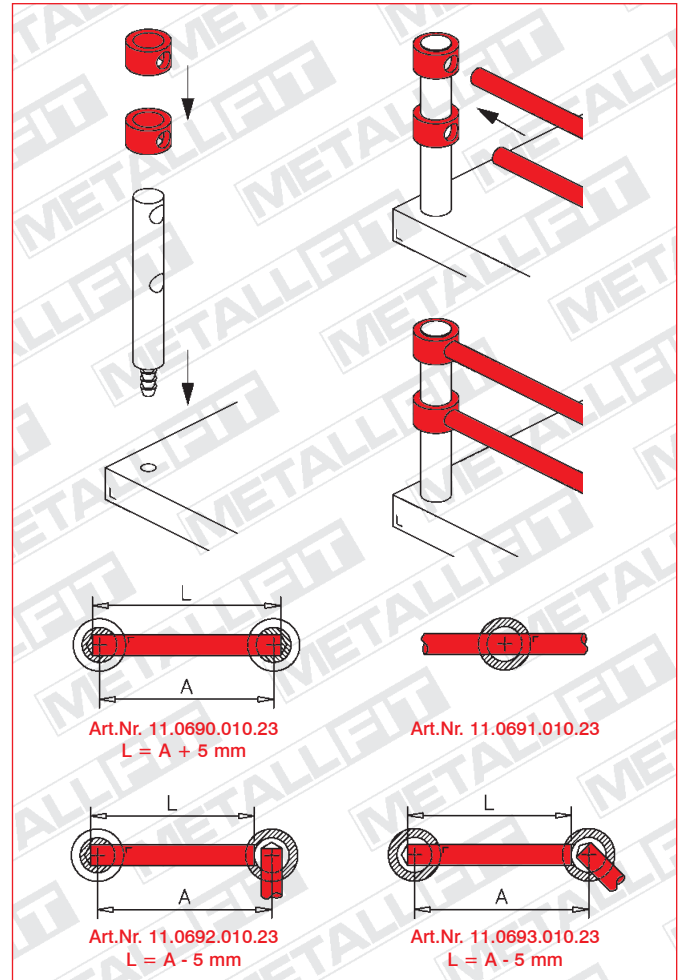
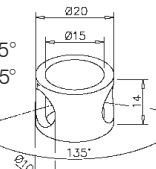
for elbow bracket 90° / für Eckstütze 90°
 pour raccord d'angle 90° / voor hoeksteun 90°

Art.Nr.
 11.0692.010.23



for elbow bracket 45° / für Eckstütze 45°
 pour raccord d'angle 45° / voor hoeksteun 45°

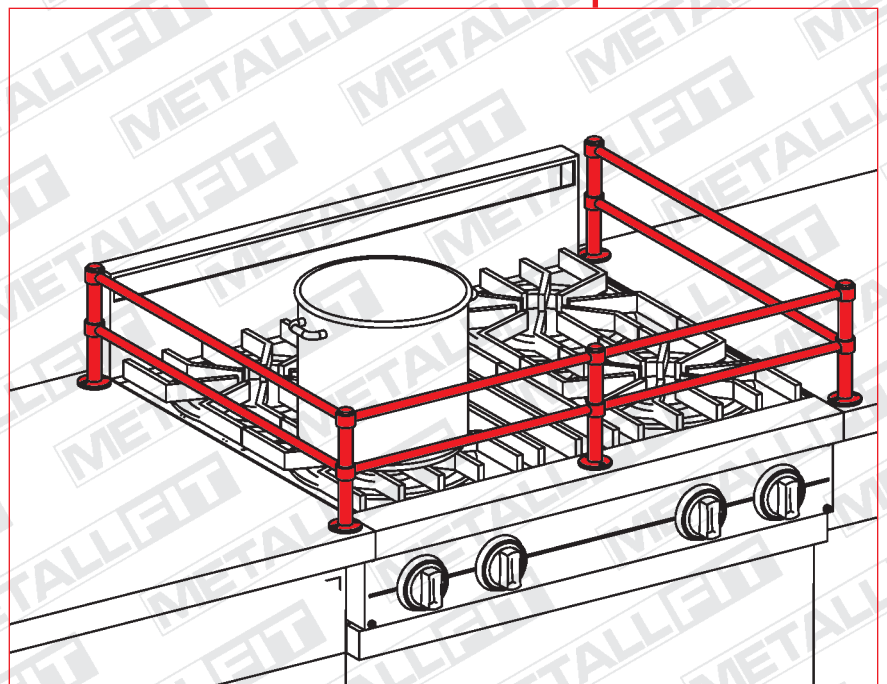
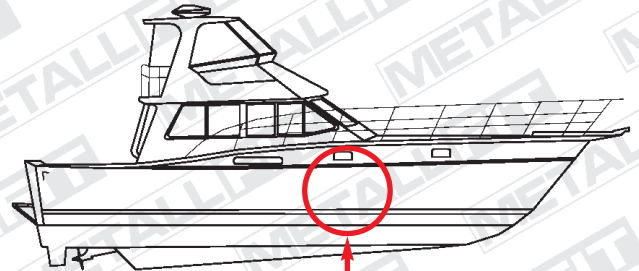

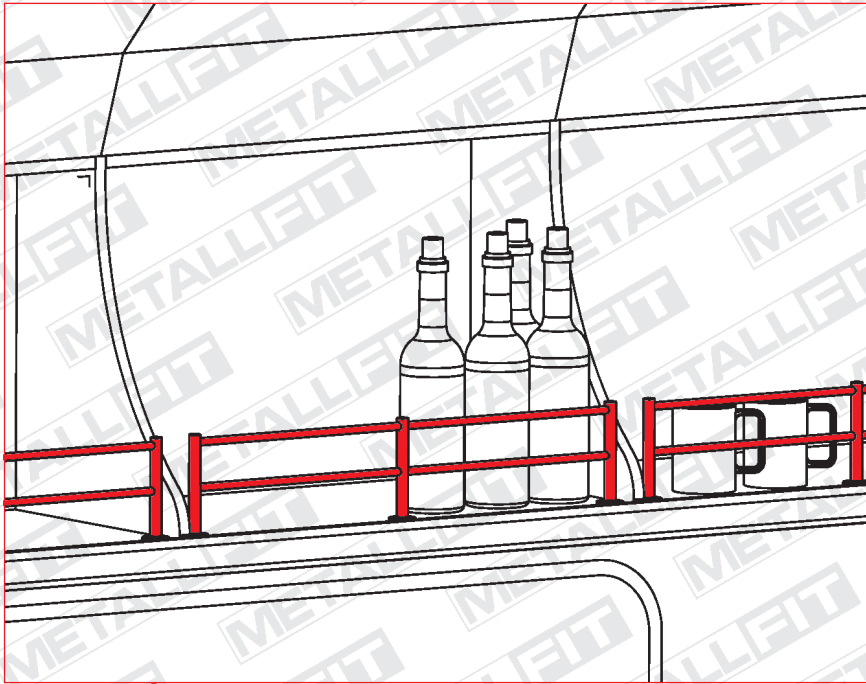
Art.Nr.
 11.0693.010.23



	Zintec Zinkdruckguss Zamak Zamack	+	
	Stainless steel Edelstahl Inox RVS	+	



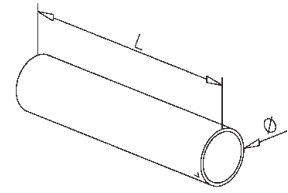
Examples





Inner tube
Innenrohr
Tube insert en acier
Binnen buis

Art.Nr.	Ø	L*	
12.8911.025.00	22,5	pro lfm.	●
12.8911.038.00	35,0	pro lfm.	●
12.8911.050.00	48,0	pro lfm.	●



* up to max. 2,5 m / bis max. 2,5 m /
longueur max. 2,5 m / tot max. 2,5 m

4



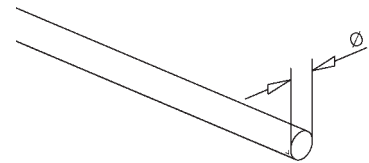
Rod / Stab / Barre / Staf

Ø 6 mm

Art.Nr.	L	
12.8925.006.10	2500 mm	●
12.8900.006.10	cutted / zugeschnitten / coupé / gezaagd	●

Ø 10 mm

Art.Nr.	L	
12.8925.010.10	2500 mm	●
12.8900.010.10	cutted / zugeschnitten / coupé / gezaagd	●




Half and quarter circles, angles, S-bends or rings . . . tubes and rods are bended exactly according to your specification. Proposal inquiry see page 266 - 271.

Halbkreis, Viertelkreis, Winkelbogen, S-Bogen oder Ring . . . wir biegen Rohre und Stäbe im Rahmen der technisch kleinstmöglichen Biegeradien nach Ihren Maßangaben. Angebotsanfrage siehe Seite 266 - 271.

Demi-cercle, quart de cercle, cercle, angle ou forme en « S » . . . nous cintrons tubes et barres à la demande. Demande de devis voir page 266 - 271.

Een halve bocht, een kwart bocht, een s-bocht of een complete bocht . . . Wij buigen buizen en staf exact voor u op maat. Prijsaanvraag zie pagina 266 - 271.





Tube / Rohr / Tube / Buis

Ø 19,0 mm

Art.Nr.	L	D	
12.8925.019.10	2500 mm	1,0	●
12.8900.019.10	cutted / zugeschnitten / coupé / gezaagd	1,0	●

Ø 25,4 mm (1")

Art.Nr.	L	D	
12.0900.025.10	5000 mm	1,27	●
12.8925.025.10	2500 mm	1,27	●
12.8900.025.10	cutted / zugeschnitten / coupé / gezaagd	1,27	●

Ø 38,1 mm (1,5")

Art.Nr.	L	D	
12.0900.038.10	5000 mm	1,27	●
12.8925.038.10	2500 mm	1,27	●
12.8900.038.10	cutted / zugeschnitten / coupé / gezaagd	1,27	●

Ø 50,8 mm (2")

Art.Nr.	L	D	
12.0900.050.10	5000 mm	1,27	●
12.8925.050.10	2500 mm	1,27	●
12.8900.050.10	cutted / zugeschnitten / coupé / gezaagd	1,27	●

Ø 76,2 mm (3")

Art.Nr.	L	D	
12.8925.076.10	2500 mm	1,5	●
12.8900.076.10	cutted / zugeschnitten / coupé / gezaagd	1,5	●

Ø 101,6 mm (4")

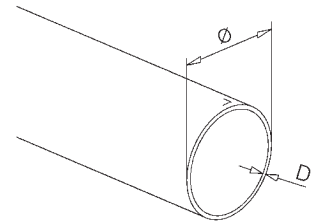
Art.Nr.	L	D	
12.8925.101.10	2500 mm	1,5	●
12.8900.101.10	cutted / zugeschnitten / coupé / gezaagd	1,5	●

Ø 129,0 mm

Art.Nr.	L	D	
12.8915.129.10	1500 mm	1,5	●
12.8900.129.10	cutted / zugeschnitten / coupé / gezaagd	1,5	●

Ø 168,3 mm

Art.Nr.	L	D	
12.8915.168.10	1500 mm	2,0	●
12.8900.168.10	cutted / zugeschnitten / coupé / gezaagd	2,0	●

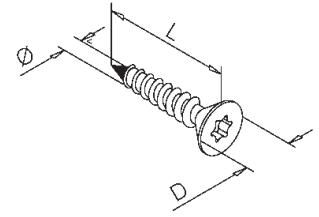




Wood screw, Torx, chrome effect (50 pieces)

Holzschraube, Torx, Chromeffekt (50 Stück)
Vis à bois, Torx, aspect chromé (50 pièces)
Hout Schroef, Torx, Chroom look (50 stuks)

Art.Nr.	Ø	D	L
93.0119.316.23	3	5,7	16
93.0119.416.23	4	7,5	16
93.0119.516.23	5	9,5	16
93.0119.525.23	5	9,5	25



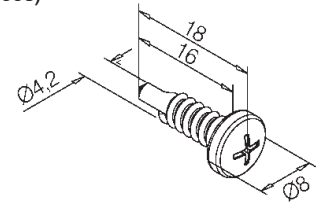
4



Self drilling cross recessed pan head screw, chrome effect (50 pieces)

Blechschaube selbstschneidend, Chromeffekt (50 Stück)
Vis autotaraudeuse, aspect chromé (50 pièces)
Zelfborende metaalschroef, Chroom look (50 stuks)

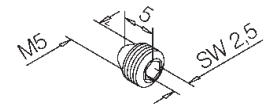
Art.Nr.
19.0010.000.23



Hexagon socket set screw, stainless steel (10 pieces)

Madenschraube, Edelstahl (10 Stück)
Vis de blocage, Inox (10 pièces)
Inbusschroef, RVS (10 stuks)

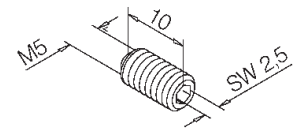
Art.Nr.
93.0400.505.12



Hexagon socket set screw, stainless steel (10 pieces)

Madenschraube, Edelstahl (10 Stück)
Vis de blocage, Inox (10 pièces)
Inbusschroef, RVS (10 stuks)

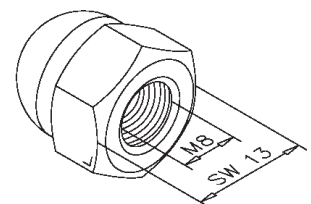
Art.Nr.
93.0400.510.12



Cap nut, chrome effect (4 pieces)

Hutmutter, Chromeffekt (4 Stück)
Ecrou borgne, aspect chromé (4 pièces)
Dopmoer, Chroom look (4 stuks)

Art.Nr.
93.0500.800.10





Design in brass
Messing-Design
Design en laiton
Messing design

Footrail brackets / Fußlaufstützen
Supports repose-pieds / Voetsteunen*Page / Seite / Page / Pagina***196**Handrail brackets / Handlaufstützen
Supports main-courante / Leuninghouder*Page / Seite / Page / Pagina***198**Ball fittings / Kugelrohrverbinder
Raccords boule / Bol buisverbinders*Page / Seite / Page / Pagina***200**Flush angles / Rohrverbinder
Raccords / Buisverbinders*Page / Seite / Page / Pagina***203**Posts and adapters / Rohrhalter und Adapter
Supports et adaptateurs / Steunen en adapters*Page / Seite / Page / Pagina***208**Flanges and rosettes / Flansche und Rosetten
Embases et rosaces / Flenzen en rozetten*Page / Seite / Page / Pagina***213**Ball tops and end caps / Endkugeln und -kappen
Boutons d'ornement et embouts / Eindbollen en -kappen*Page / Seite / Page / Pagina***217**



Nylon end caps / Kunststoff-Endkappen
Embouts PVC / Kunststof eindkappen

Page / Seite / Page / Pagina

222

Glass racks / Gläserhalter
Supports à verres / Glazenhouder

Page / Seite / Page / Pagina

224**5**

Bar accessories / Thekenzubehör
Accessoires pour bars / Bar toebehoren

Page / Seite / Page / Pagina

226

Mini rail - System

Page / Seite / Page / Pagina

229

Tubes and rods / Rohre und Stäbe

Tubes et barres / Buis en Staf

Page / Seite / Page / Pagina

236

Mounting parts and accessories / Befestigungsmaterial und Zubehör
Éléments de fixation et accessoires / Montagemateriaal en toebehoren

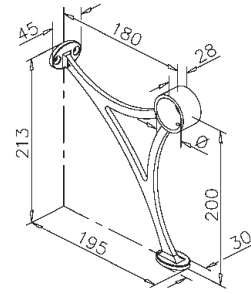
Page / Seite / Page / Pagina

238 / 275

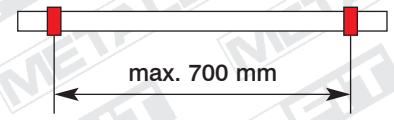


Footrail bracket
Fußlaufstütze
Support repose-pied
Voetsteun

Art.Nr.	Ø	
11.0101.038.22	38,1 (1,5")	
11.0101.050.22	50,8 (2")	



Recommended mounting distance
Empfohlener Montageabstand
Entraxe conseillée
Aanbevolen montage afstand

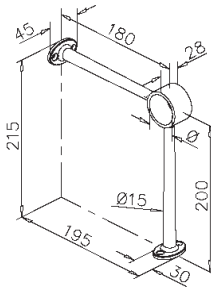


5



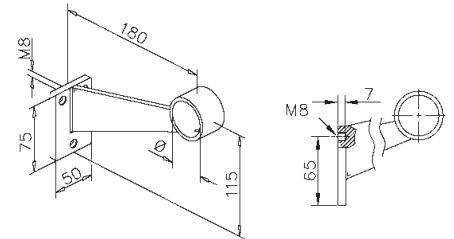
Footrail bracket
Fußlaufstütze
Support repose-pied
Voetsteun

Art.Nr.	Ø	
11.0104.038.22	38,1 (1,5")	
11.0104.050.22	50,8 (2")	



Footrail bracket
Fußlaufstütze
Support repose-pied
Voetsteun

Art.Nr.	Ø	
11.0109.038.22	38,1 (1,5")	
11.0109.050.22	50,8 (2")	



Adjustable footrail brackets
see page 22

Variable Fußlaufstützen
siehe Seite 22

Supports repose-pieds ajustable
voir page 22

Variabele voetsteunen
zie pagina 22



Zintec / Zinkdruckguss / Zamak / Zamack +



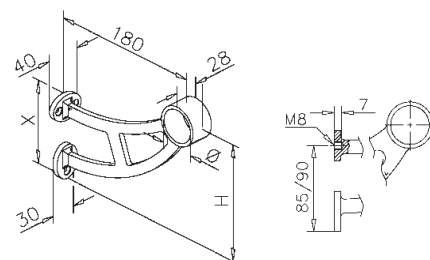
Stainless steel / Edelstahl / Inox / RVS +





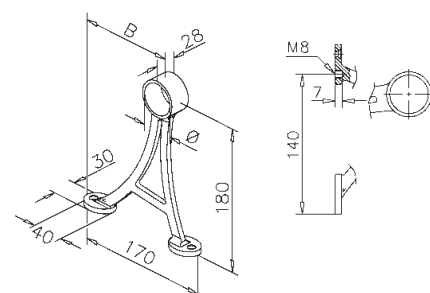
Footrail bracket
Fußlaufstütze
Support repose-pied
Voetsteun

Art.Nr.	Ø	H	X
11.0102.038.22	38,1 (1,5")	140	100
11.0102.050.22	50,8 (2")	145	105



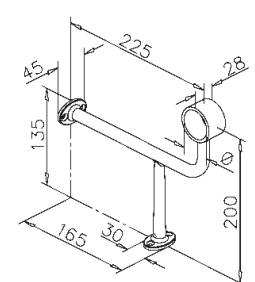
Footrail bracket
Fußlaufstütze
Support repose-pied
Voetsteun

Art.Nr.	Ø	B
11.0103.038.22	38,1 (1,5")	120
11.0103.050.22	50,8 (2")	130

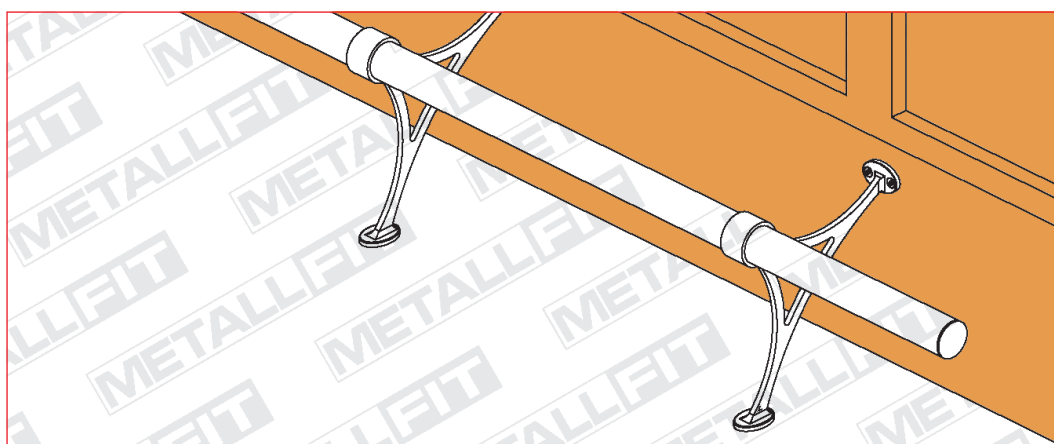
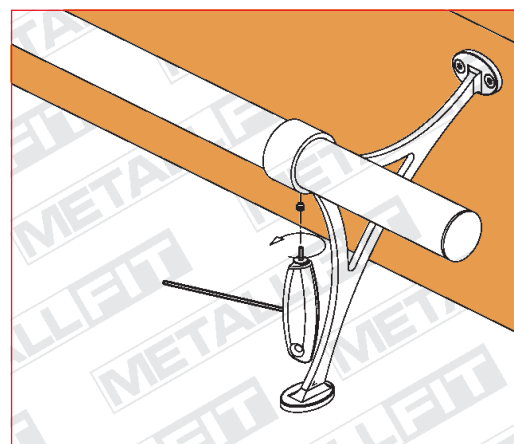
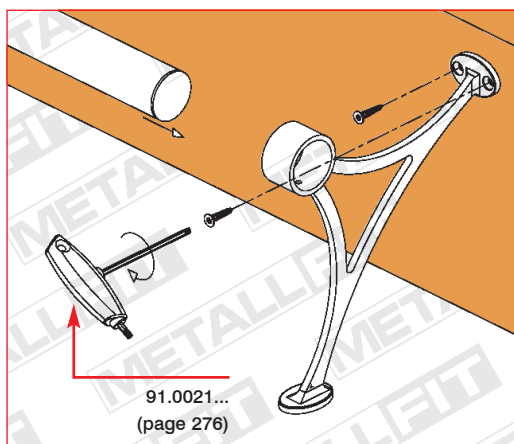


Footrail bracket
Fußlaufstütze
Support repose-pied
Voetsteun

Art.Nr.	Ø
11.0107.038.22	38,1 (1,5")
11.0107.050.22	50,8 (2")



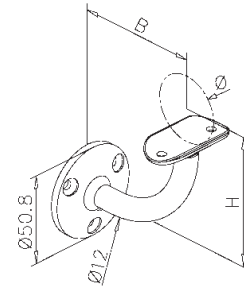
5





Handrail bracket
Handlaufstütze
Support main-courante
Leuninghouder

Art.Nr.	Ø	H	B	
11.0111.038.22	38,1 (1,5")	75	70	
11.0111.050.22	50,8 (2")	82	75	

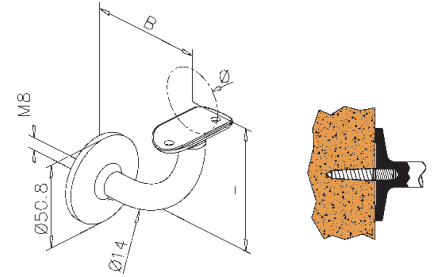


5




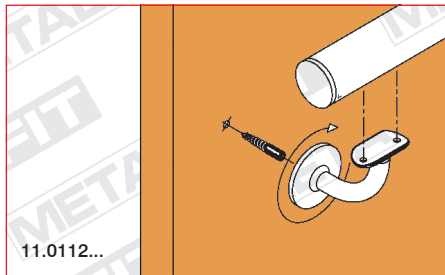
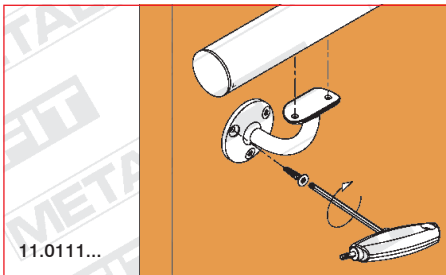
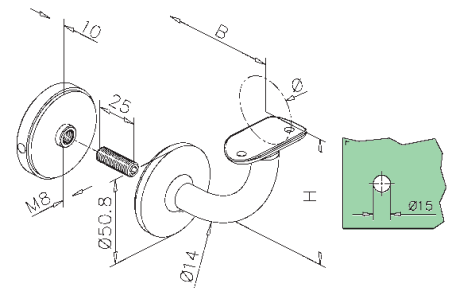
Handrail bracket
Handlaufstütze
Support main-courante
Leuninghouder

Art.Nr.	Ø	H	B	
11.0112.038.22	38,1 (1,5")	75	70	
11.0112.050.22	50,8 (2")	82	75	



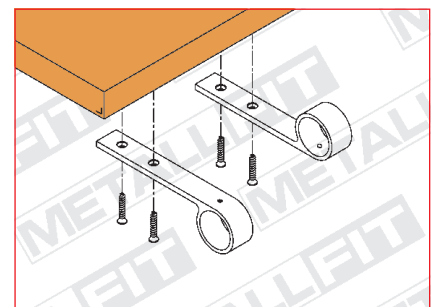

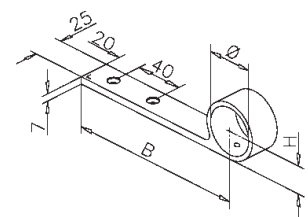
Handrail bracket for glass assembly, 8 - 12,76 mm
Handlaufstütze für Glasmontage, 8 - 12,76 mm
Support main-courante, fixation sur verre, 8 - 12,76 mm
Leuninghouder voor montage op glas, 8 - 12,76 mm

Art.Nr.	Ø	H	B	
11.0113.038.22	38,1 (1,5")	75	70	
11.0113.050.22	50,8 (2")	82	75	



Handrail bracket
Handlaufstütze
Support main-courante
Leuninghouder

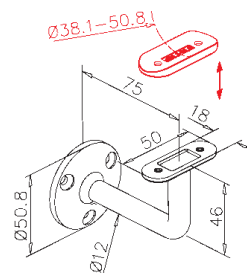
Art.Nr.	Ø	H	B	
11.0105.025.22	25,4 (1")	16	145	
11.0105.038.22	38,1 (1,5")	23	130	
11.0105.050.22	50,8 (2")	30	150	





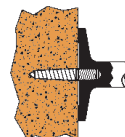
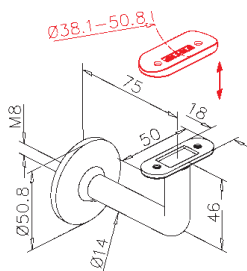
Handrail bracket
Handlaufstütze
Support main-courante
Leuninghouder

Art.Nr.
11.0119.000.22



Handrail bracket
Handlaufstütze
Support main-courante
Leuninghouder

Art.Nr.
11.0120.000.22

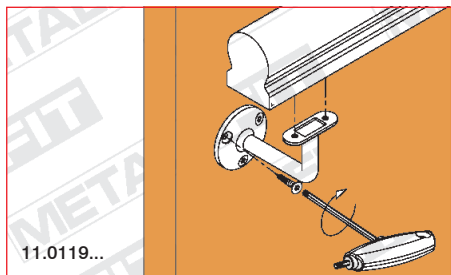
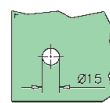
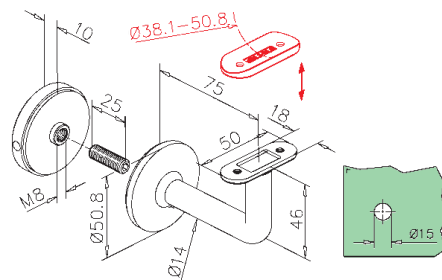


5

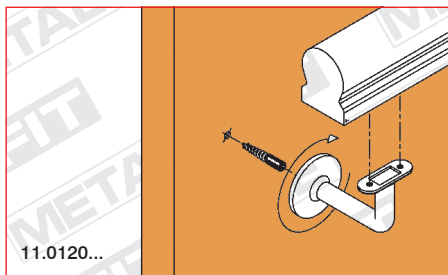


Handrail bracket for glass assembly, 8 - 12,76 mm
Handlaufstütze für Glasmontage, 8 - 12,76 mm
Support main-courante, fixation sur verre, 8 - 12,76 mm
Leuninghouder voor montage op glas, 8 - 12,76 mm

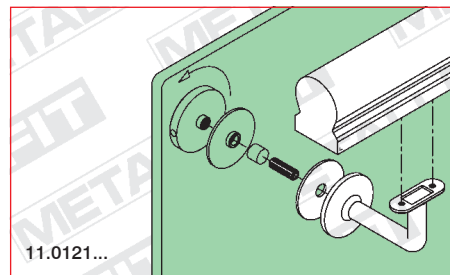
Art.Nr.
11.0121.000.22



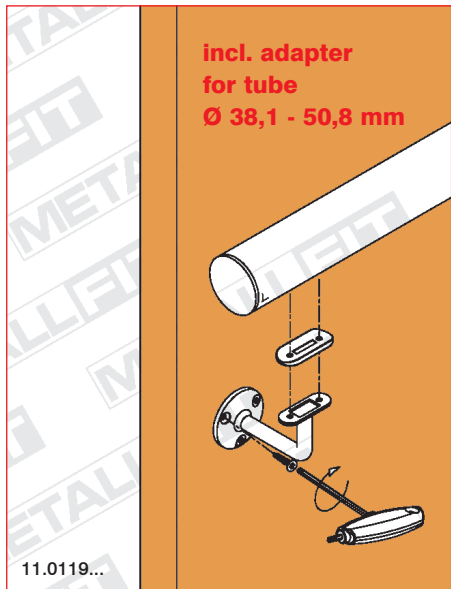
11.0119...



11.0120...

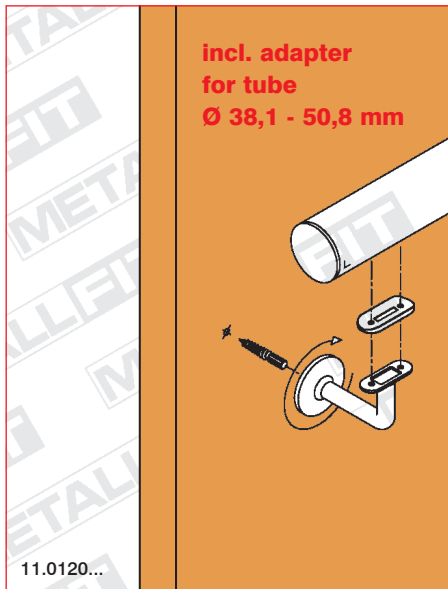


11.0121...



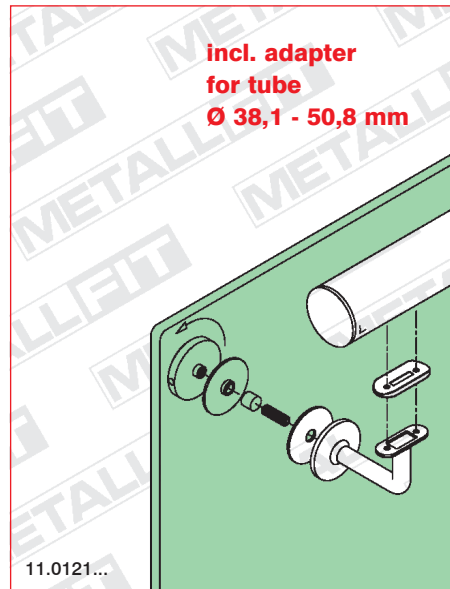
**incl. adapter
for tube
Ø 38,1 - 50,8 mm**

11.0119...



**incl. adapter
for tube
Ø 38,1 - 50,8 mm**

11.0120...



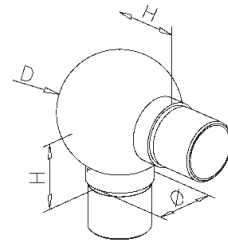
**incl. adapter
for tube
Ø 38,1 - 50,8 mm**

11.0121...



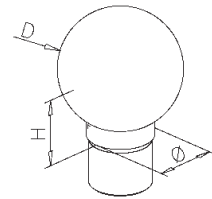
Ball elbow 90°
Kugelrohrverbinder 90°
Raccord boule 90°
Bol elleboog 90°

Art.Nr.	Ø	H	D	
11.0200.025.22	25,4 (1")	28	Ø45	
11.0200.038.22	38,1 (1,5")	40	Ø70	
11.0200.050.22	50,8 (2")	50	Ø90	



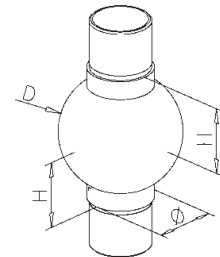
External ball top
Endkugel
Embout d'ornement
Eindbol

Art.Nr.	Ø	H	D	
11.0201.025.22	25,4 (1")	28	Ø45	
11.0201.038.22	38,1 (1,5")	40	Ø70	
11.0201.050.22	50,8 (2")	50	Ø90	



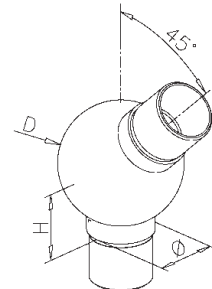
Ball elbow 180°
Kugelrohrverbinder 180°
Raccord boule 180°
Bol elleboog 180°

Art.Nr.	Ø	H	D	
11.0202.025.22	25,4 (1")	28	Ø45	
11.0202.038.22	38,1 (1,5")	40	Ø70	
11.0202.050.22	50,8 (2")	50	Ø90	



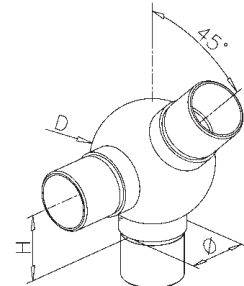
Ball elbow 45°
Kugelrohrverbinder 45°
Raccord boule 45°
Bol elleboog 45°

Art.Nr.	Ø	H	D	
11.0203.025.22	25,4 (1")	28	Ø45	
11.0203.038.22	38,1 (1,5")	40	Ø70	
11.0203.050.22	50,8 (2")	50	Ø90	



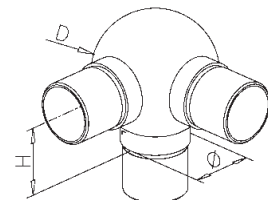
Ball elbow 45° + 1 outlet 90°
Kugelrohrverbinder 45° + 1 Abzw. 90°
Raccord boule 45° + 1 départ 90°
Bol elleboog 45° + 1 uitg. 90°

Art.Nr.	Ø	H	D	
11.0204.025.22	25,4 (1")	28	Ø45	
11.0204.038.22	38,1 (1,5")	40	Ø70	
11.0204.050.22	50,8 (2")	50	Ø90	



Ball elbow 90° + 1 outlet 90°
Kugelrohrverbinder 90° + 1 Abzw. 90°
Raccord boule 90° + 1 départ 90°
Bol elleboog 90° + 1 uitg. 90°

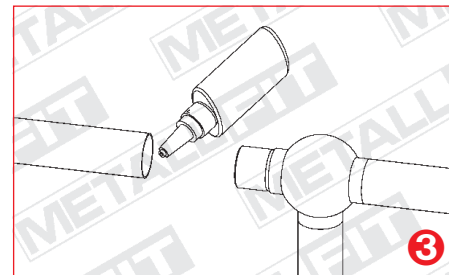
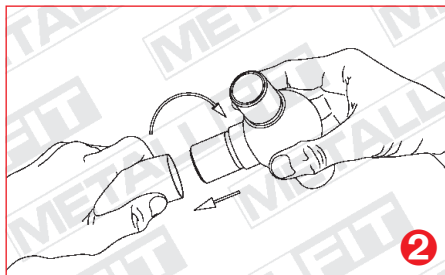
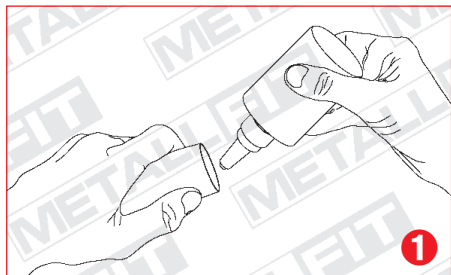
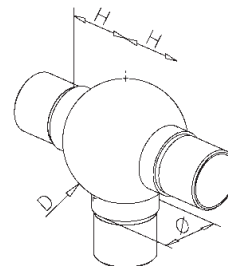
Art.Nr.	Ø	H	D	
11.0205.025.22	25,4 (1")	28	Ø45	
11.0205.038.22	38,1 (1,5")	40	Ø70	
11.0205.050.22	50,8 (2")	50	Ø90	





Ball tee
Kugelrohrverbinder T
Raccord boule en T
T-bol

Art.Nr.	Ø	H	D
11.0206.025.22	25,4 (1")	28	Ø45
11.0206.038.22	38,1 (1,5")	40	Ø70
11.0206.050.22	50,8 (2")	50	Ø90

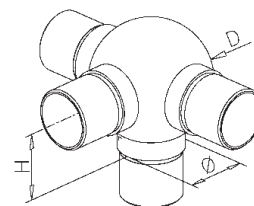


5



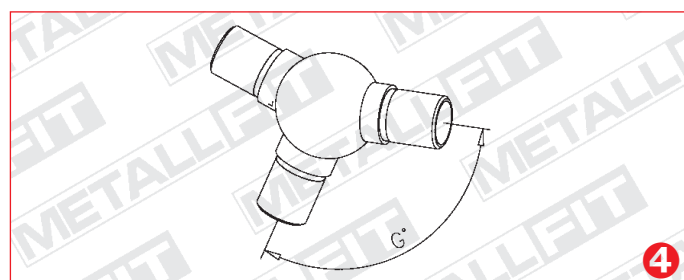
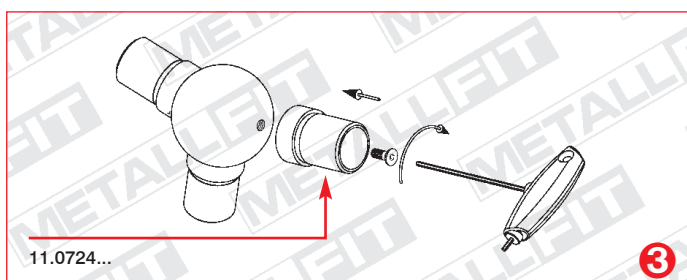
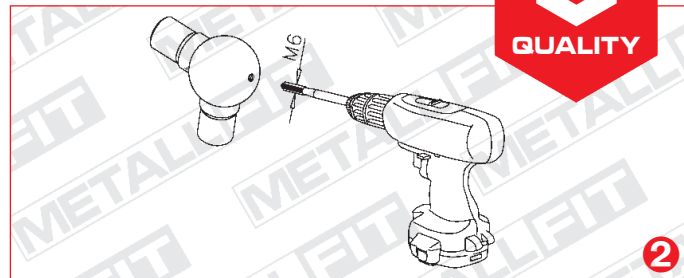
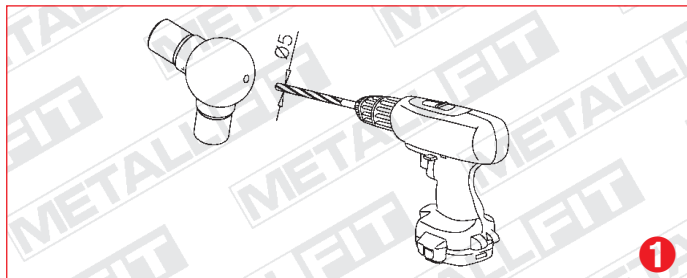
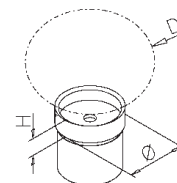
Ball tee + 1 outlet 90°
Kugelrohrverbinder T + 1 Abzw. 90°
Raccord boule en T + 1 départ 90°
T-bol + 1 uitg. 90°

Art.Nr.	Ø	H	D
11.0207.025.22	25,4 (1")	28	Ø45
11.0207.038.22	38,1 (1,5")	40	Ø70
11.0207.050.22	50,8 (2")	50	Ø90



Adapter for ball
Adapter für Kugel
Adaptateur pour boule
Adapter voor bol

Art.Nr.	Ø	H	D
11.0724.025.22	25,4 (1")	9,5	Ø45
11.0724.038.22	38,1 (1,5")	11	Ø70
11.0724.050.22	50,8 (2")	13,5	Ø90



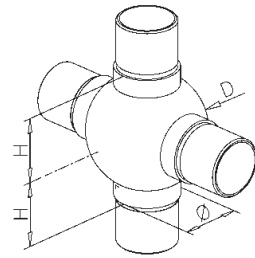
11.0724...



Ball cross

Kugelrohrverbinder Kreuz
Raccord boule en croix
Bol kruis

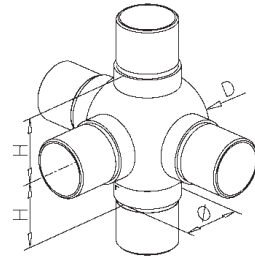
Art.Nr.	Ø	H	D	
11.0208.025.22	25,4 (1")	28	Ø45	
11.0208.038.22	38,1 (1,5")	40	Ø70	
11.0208.050.22	50,8 (2")	50	Ø90	



Ball cross + 1 outlet 90°

Kugelrohrverbinder Kreuz + 1 Abzw. 90°
Raccord boule en croix + 1 départ 90°
Bol kruis + 1 uitg. 90°

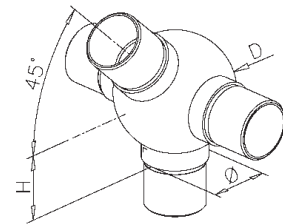
Art.Nr.	Ø	H	D	
11.0209.025.22	25,4 (1")	28	Ø45	
11.0209.038.22	38,1 (1,5")	40	Ø70	
11.0209.050.22	50,8 (2")	50	Ø90	



Ball tee + 1 outlet 45°

Kugelrohrverbinder T + 1 Abzw. 45°
Raccord boule en T + 1 départ 45°
T-bol + 1 uitg. 45°

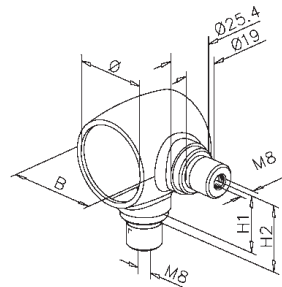
Art.Nr.	Ø	H	D	
11.0215.025.22	25,4 (1")	28	Ø45	
11.0215.038.22	38,1 (1,5")	40	Ø70	
11.0215.050.22	50,8 (2")	50	Ø90	



Socket elbow + 2 outlets 90°

Kugelrohrverbinder + 2 Abzw. 90°
Raccord support variable + 2 dép. 90°
Opschuifsteun + 2 uitg. 90°

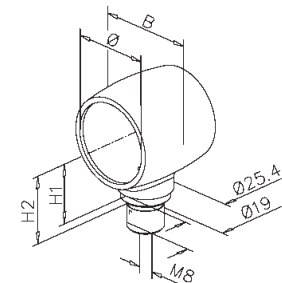
Art.Nr.	Ø	H1	H2	B	
11.0216.038.22	38,1 (1,5")	30	35	Ø48	
11.0216.050.22	50,8 (2")	35	40	Ø63	



Socket elbow + 1 outlet 90°

Kugelrohrverbinder + 1 Abzw. 90°
Raccord support variable + 1 dép. 90°
Opschuifsteun + 1 uitg. 90°

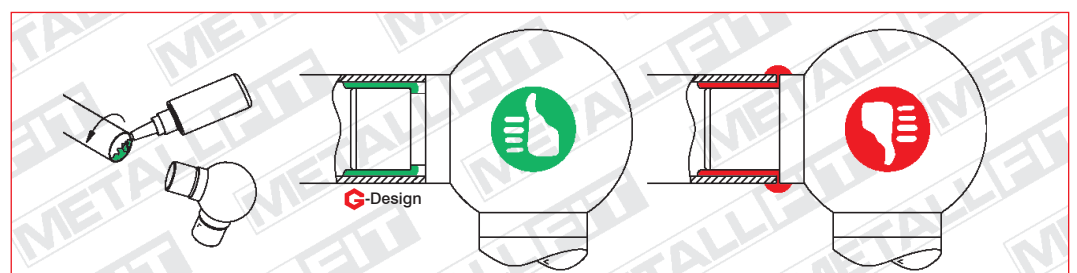
Art.Nr.	Ø	H1	H2	B	
11.0217.025.22	25,4 (1")	20	25	Ø33	
11.0217.038.22	38,1 (1,5")	30	35	Ø48	
11.0217.050.22	50,8 (2")	35	40	Ø63	



**EXTRA-LOCK
50 ml**

Metal glue
Metallkleber
Colle métal
Metaal lijm

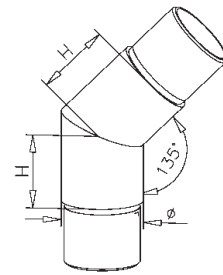
Art.Nr.
19.1330.000.00





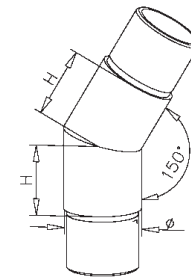
Flush angle 45°
Rohrverbinder 45°
Raccord 45°
Hoekfitting 45°

Art.Nr.	Ø	H	
11.0300.019.22	19,0	20	
11.0300.025.22	25,4 (1")	25	
11.0300.038.22	38,1 (1,5")	30	
11.0300.050.22	50,8 (2")	40	



Flush angle 30°
Rohrverbinder 30°
Raccord 30°
Hoekfitting 30°

Art.Nr.	Ø	H	
11.0311.038.22	38,1 (1,5")	35	

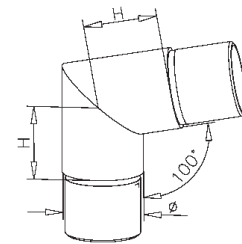


5



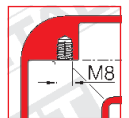
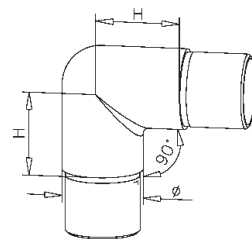
Flush angle 80°
Rohrverbinder 80°
Raccord 80°
Hoekfitting 80°

Art.Nr.	Ø	H	
11.0312.025.22	25,4 (1")	25	
11.0312.038.22	38,1 (1,5")	35	



Flush elbow 90°
Rohrverbinder 90°
Raccord 90°
Kniefitting 90°

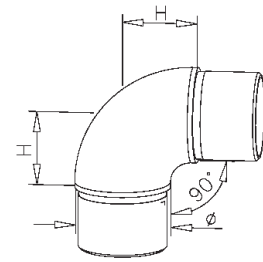
Art.Nr.	Ø	H	
11.0303.019.22	19,0	20	
11.0303.025.22	25,4 (1")	25	
11.0303.038.22	38,1 (1,5")	30	
11.0303.050.22	50,8 (2")	40	





Flush curved elbow 90°
Rohrverbinder 90°
Raccord 90°
Ronde haakse fitting 90°

Art.Nr.	Ø	H	
11.0301.025.22	25,4 (1")	25	
11.0301.038.22	38,1 (1,5")	30	
11.0301.050.22	50,8 (2")	40	

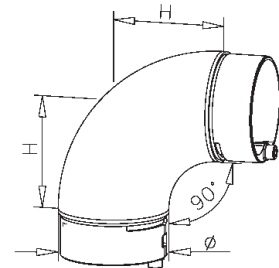


5



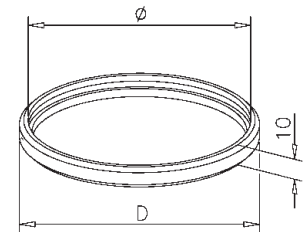
Flush curved elbow 90°
Rohrverbinder 90°
Raccord 90°
Ronde haakse fitting 90°

Art.Nr.	Ø	H	
11.0305.076.22	76,2 (3")	80	
11.0305.101.22	101,6 (4")	105	
11.0305.129.22	129,0	135	



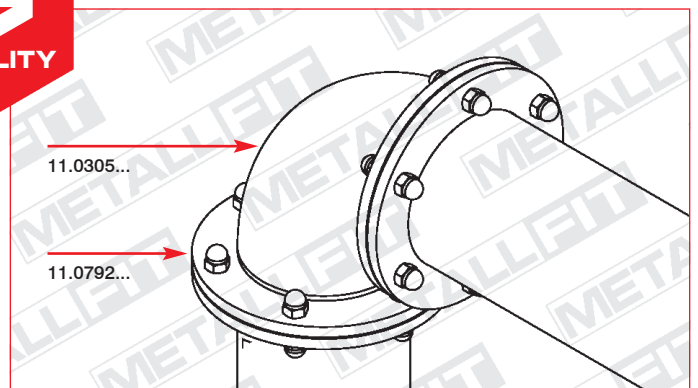
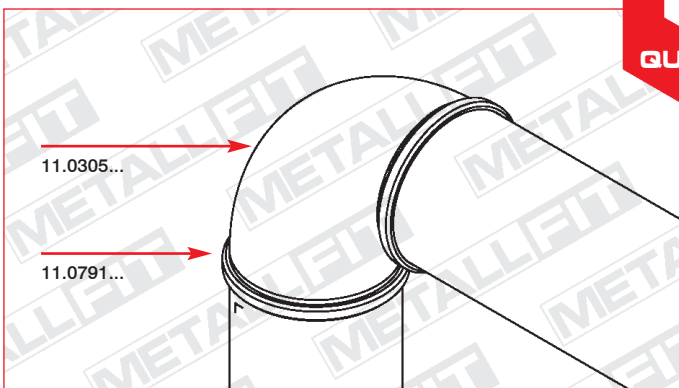
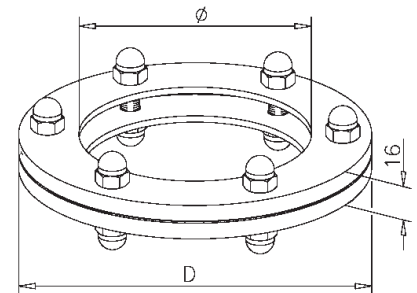
Deco ring
Dekoring
Cache de liaison
Decoratiering

Art.Nr.	Ø	D	
11.0791.076.22	76,2 (3")	Ø85	
11.0791.101.22	101,6 (4")	Ø110	
11.0791.129.22	129,0	Ø140	



Deco ring - Industrial look
Dekoring
Cache de liaison
Decoratiering

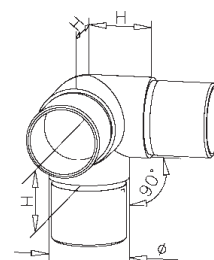
Art.Nr.	Ø	D	
11.0792.101.22	101,6 (4")	Ø155	
11.0792.129.22	129,0	Ø185	





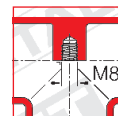
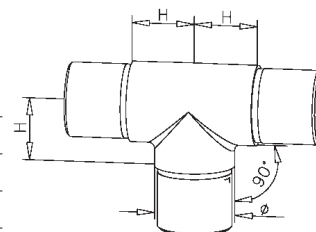
Flush elbow 90° + 1 outlet 90°
 Rohrverbinder 90° + 1 Abzw. 90°
 Raccord coude 90° + 1 départ 90°
 Kniefitting 90° + 1 uitg. 90°

Art.Nr.	Ø	H	
11.0304.025.22	25,4 (1")	25	
11.0304.038.22	38,1 (1,5")	30	
11.0304.050.22	50,8 (2")	40	



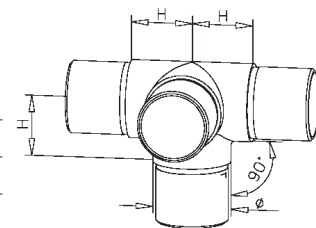
Flush tee
 Rohrverbinder T
 Raccord en T
 T-fitting

Art.Nr.	Ø	H	
11.0307.025.22	25,4 (1")	25	
11.0307.038.22	38,1 (1,5")	30	
11.0307.050.22	50,8 (2")	40	



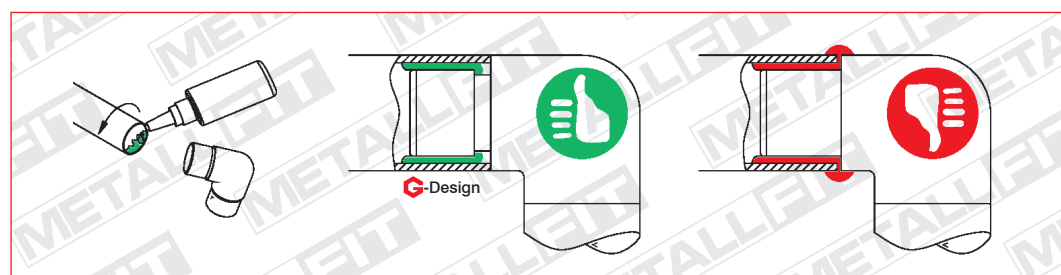
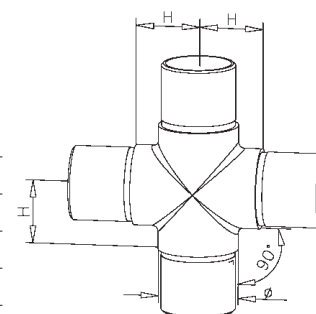
Flush tee + 1 outlet 90°
 Rohrverbinder T + 1 Abzw. 90°
 Raccord en T + 1 départ 90°
 T-fitting + 1 uitg. 90°

Art.Nr.	Ø	H	
11.0308.025.22	25,4 (1")	25	
11.0308.038.22	38,1 (1,5")	30	
11.0308.050.22	50,8 (2")	40	



Flush cross
 Rohrverbinder Kreuz
 Raccord en croix
 Kruisfitting

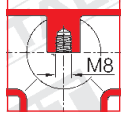
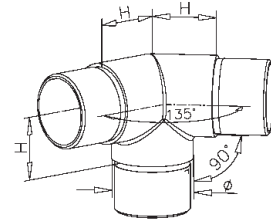
Art.Nr.	Ø	H	
11.0309.025.22	25,4 (1")	25	
11.0309.038.22	38,1 (1,5")	30	
11.0309.050.22	50,8 (2")	40	





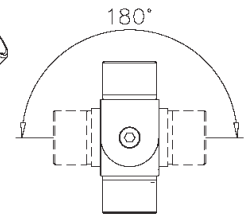
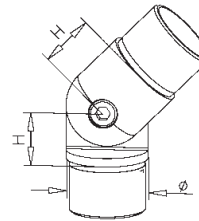
Flush elbow 45° + 1 outlet 90°
Rohrverbinder 45° + 1 Abzw. 90°
Raccord coude 45° + 1 départ 90°
Kniefitting 45° + 1 uitg. 90°

Art.Nr.	Ø	H	
11.0315.025.22	25,4 (1")	25	
11.0315.038.22	38,1 (1,5")	30	
11.0315.050.22	50,8 (2")	40	



Adjustable flush angle
Rohrverbinder variabel
Raccord orientable
Verstelbare buisverbinder

Art.Nr.	Ø	H	
11.0302.038.22	38,1 (1,5")	25	
11.0302.050.22	50,8 (2")	30	



5



EXTRA-LOCK
50 ml

Metal glue
Metallkleber
Colle métal
Metaal lijm

Art.Nr. 19.1330.000.00

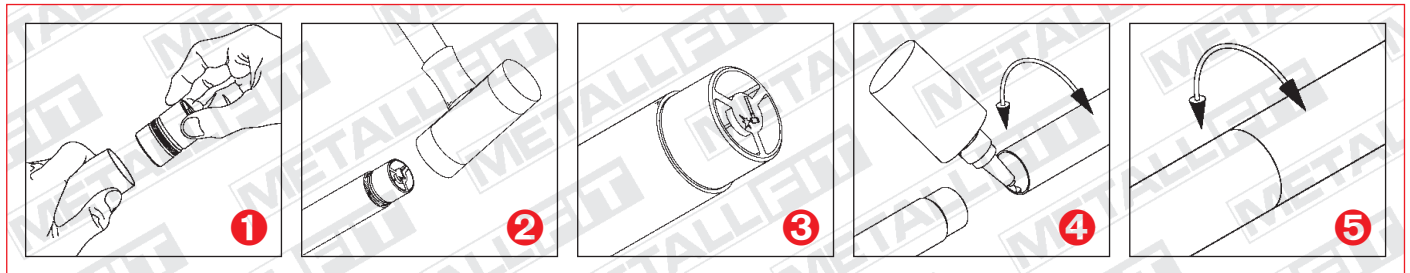
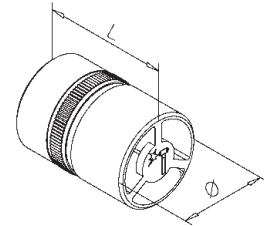
How to fix
Einfache Verklebung
Fixation - collage facile
Eenvoudig te verlijmen





Connector, raw
 Rohrverbinder, roh
 Raccord de liaison, brut
 Verbindungsstück, unbewerkt

Art.Nr.	Ø	L	
11.0790.019.00	19,0	30	●
11.0790.025.00	25,4 (1")	40	●
11.0790.038.00	38,1 (1,5")	50	●
11.0790.050.00	50,8 (2")	50	●

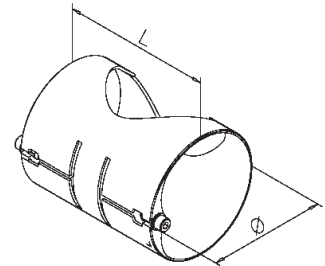


5



Connector, raw
 Rohrverbinder, roh
 Raccord de liaison, brut
 Verbindungsstück, unbewerkt

Art.Nr.	Ø	L	
12.0790.101.00	101,6 (4")	140	●
12.0790.129.00	129,0	160	●
12.0790.168.00	168,3	200	●

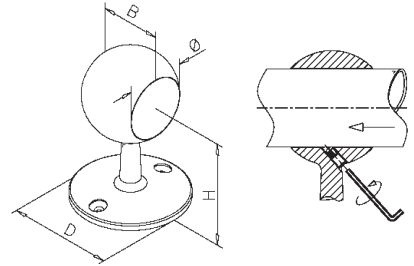


- 
Zintec / Zinkdruckguss / Zamak / Zamack
- 
Zintec / Zinkdruckguss / Zamak / Zamack +  **PROTECTAN**
- 
Stainless steel / Edelstahl / Inox / RVS
- 
Stainless steel / Edelstahl / Inox / RVS +  **PROTECTAN**



Ball centre post
Rohrhalter
Support traversant
Opschuifsteun

Art.Nr.	Ø	H	D	B	
11.0600.025.22	25,4 (1")	65	Ø60	30	
11.0600.038.22	38,1 (1,5")	70	Ø70	40	
11.0600.050.22	50,8 (2")	80	Ø80	46	

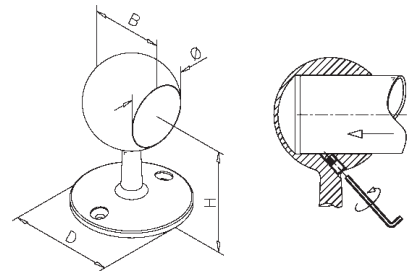


5



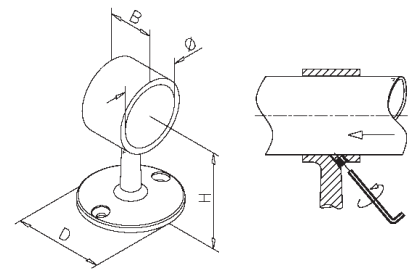
Ball end post
Rohrendhalter
Support borgne
Opschuif eindsteun

Art.Nr.	Ø	H	D	B	
11.0601.025.22	25,4 (1")	65	Ø60	35	
11.0601.038.22	38,1 (1,5")	70	Ø70	48	
11.0601.050.22	50,8 (2")	80	Ø80	58	



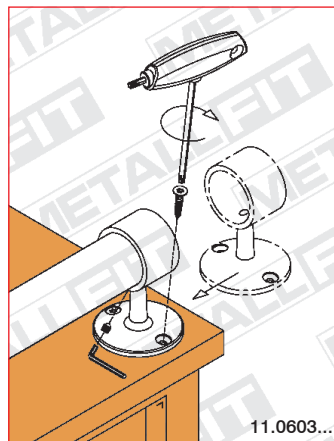
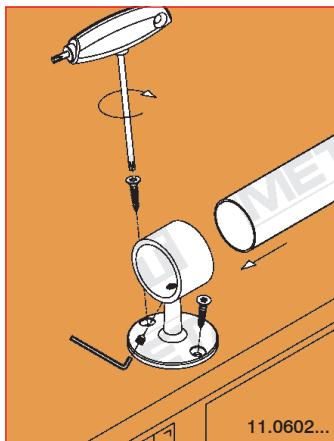
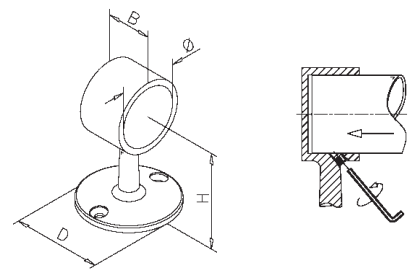
Flat centre post
Rohrhalter
Support traversant
Opschuifsteun

Art.Nr.	Ø	H	D	B	
11.0602.019.22	19,0	45	Ø35	15	
11.0602.025.22	25,4 (1")	55	Ø45	20	
11.0602.038.22	38,1 (1,5")	65	Ø60	28	
11.0602.050.22	50,8 (2")	80	Ø70	28	



Flat end post
Rohrendhalter
Support borgne
Opschuif eindsteun

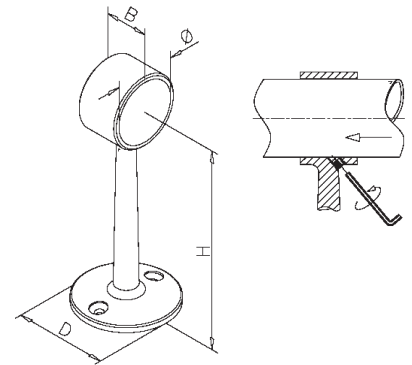
Art.Nr.	Ø	H	D	B	
11.0603.019.22	19,0	45	Ø35	15	
11.0603.025.22	25,4 (1")	55	Ø45	20	
11.0603.038.22	38,1 (1,5")	65	Ø60	30	
11.0603.050.22	50,8 (2")	80	Ø70	28	





Flat centre post
Rohrhalter
Support traversant
Opschuifsteun

Art.Nr.	Ø	H	D	B
11.0604.025.22	25,4 (1")	130	Ø45	20
11.0604.038.22	38,1 (1,5")	130	Ø60	28

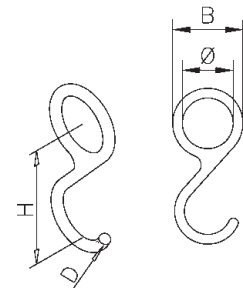


5



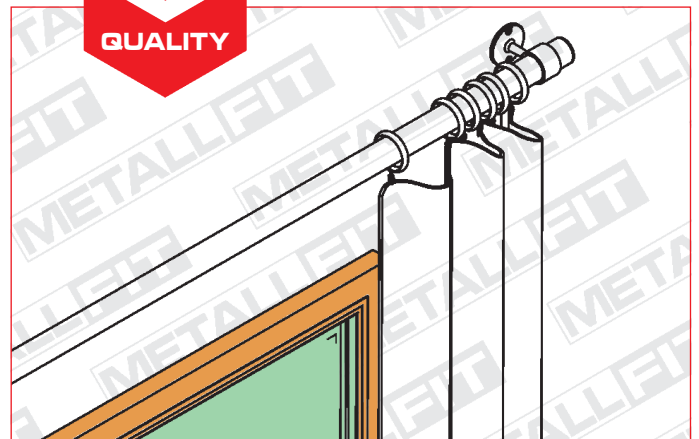

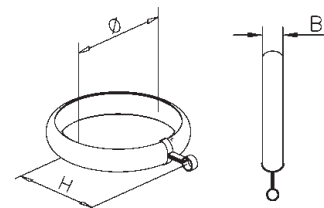
S-Hook
Relinghaken
Crochet
Schuifhaak

Art.Nr.	Ø	H	D	B
11.0822.019.22	19,0	45	4	29
11.0822.025.22	25,4 (1")	57	5	36



Curtain ring
Gardinenring
Anneaux à rideaux
Gordijnhoog

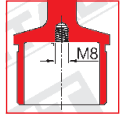
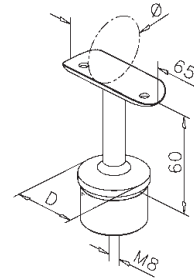
Art.Nr.	Ø	H	B
11.0722.025.22	25,4 (1")	28	6,5
11.0722.038.22	38,1 (1,5")	40	9,5





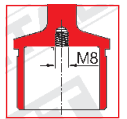
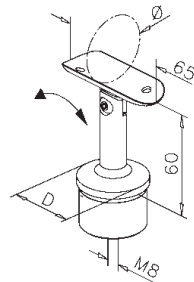
Straight saddle 90°
Rohrstütze 90°
Support tube 90°
Buissteun 90°

Art.Nr.	Ø	D
11.0710.038.22	38,1 (1,5")	Ø38,1 (1,5")
11.0710.050.22	50,8 (2")	Ø50,8 (2")

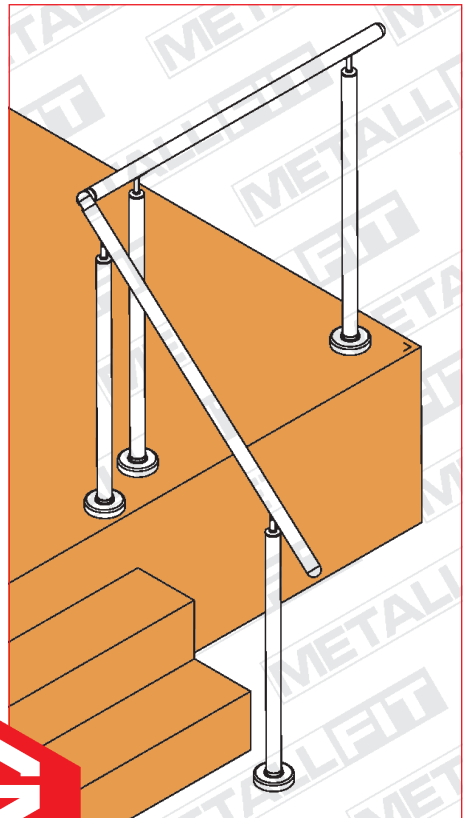
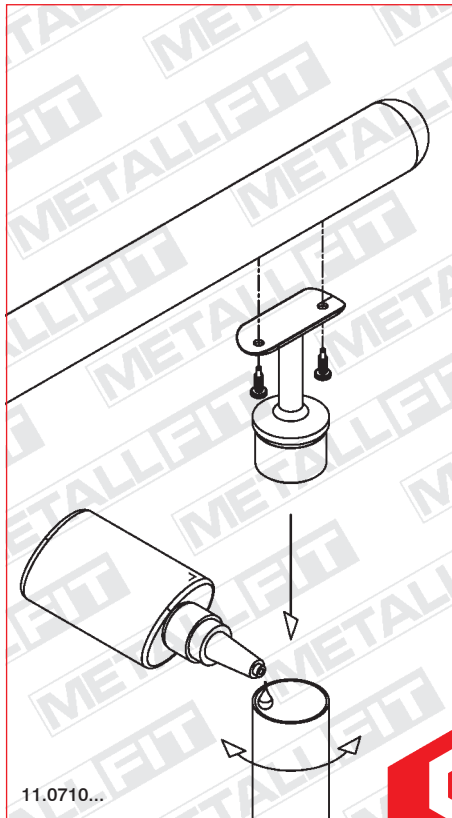
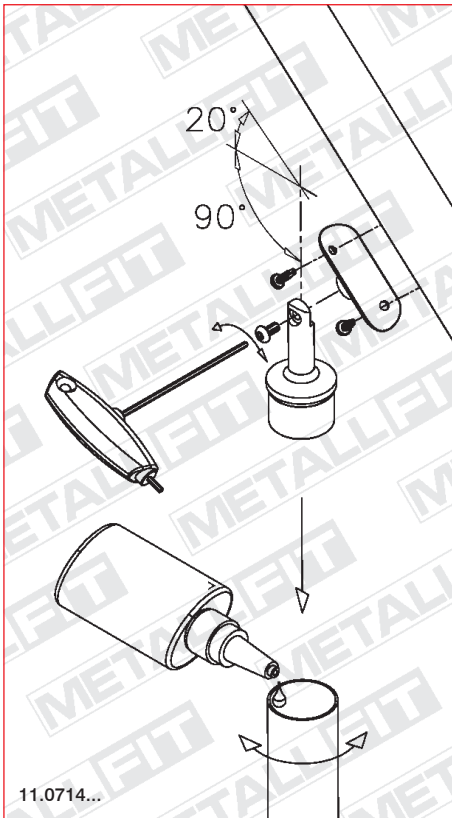


Adjustable saddle 20° - 90°
Rohrstütze variabel 20° - 90°
Support orientable 20° - 90°
Verstelbare buissteun 20° - 90°

Art.Nr.	Ø	D
11.0714.038.22	38,1 (1,5")	Ø38,1 (1,5")
11.0714.050.22	50,8 (2")	Ø50,8 (2")



5



EXTRA-LOCK
50 ml

Metal glue
Metallkleber
Colle métal
Metaal lijm

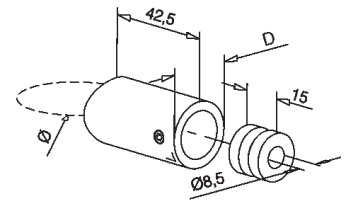
Art.Nr. 19.1330.000.00



Flat adapter

Abstandhalter flach
Adaptateur tube-plat
Vlakke adapter

Art.Nr.	Ø	D	
11.0625.019.22	19,0	Ø18	
11.0625.025.22	25,4 (1")	Ø25	
11.0625.038.22	38,1 (1,5")	Ø25	
11.0625.050.22	50,8 (2")	Ø25	



5

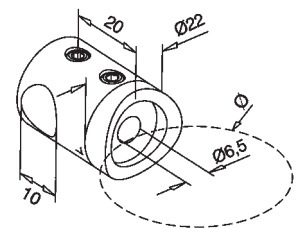
Flowdrill (page 278)



Crossbar holder

Querstabhalter
Support transversal
Dwars stafhouder

Art.Nr.	Ø	
11.0825.038.22	38,1 (1,5")	
11.0825.050.22	50,8 (2")	

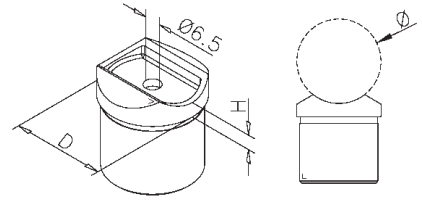


Flowdrill (page 278)

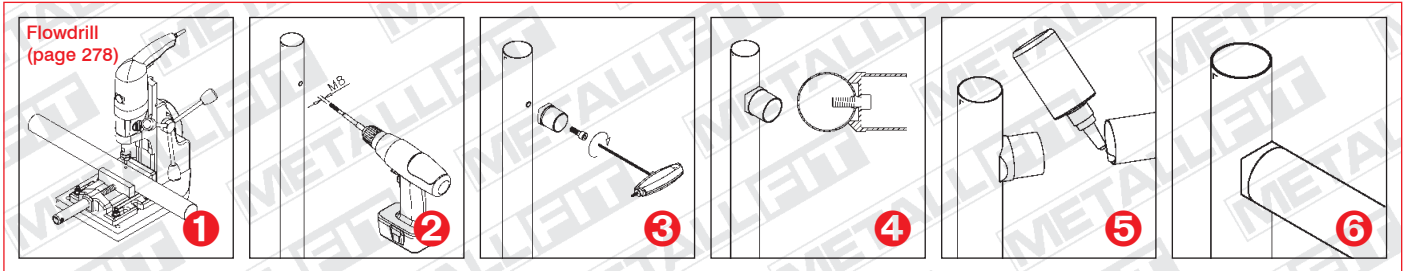


Universal fitting
Rohradapter
Adaptateur pour tube
Adapter voor buis

Art.Nr.	Ø	H	D	
11.0725.019.22	19,0	3	Ø19,0	
11.0725.025.22	25,4 (1")	3	Ø19,0	
11.0726.050.22	50,8 (2")	8	Ø50,8 (2")	
11.0727.038.22	38,1 (1,5")	6	Ø38,1 (1,5")	
11.0727.050.22	50,8 (2")	5	Ø38,1 (1,5")	
11.0728.025.22	25,4 (1")	3,5	Ø25,4 (1")	
11.0728.038.22	38,1 (1,5")	3,5	Ø25,4 (1")	
11.0728.050.22	50,8 (2")	3,5	Ø25,4 (1")	

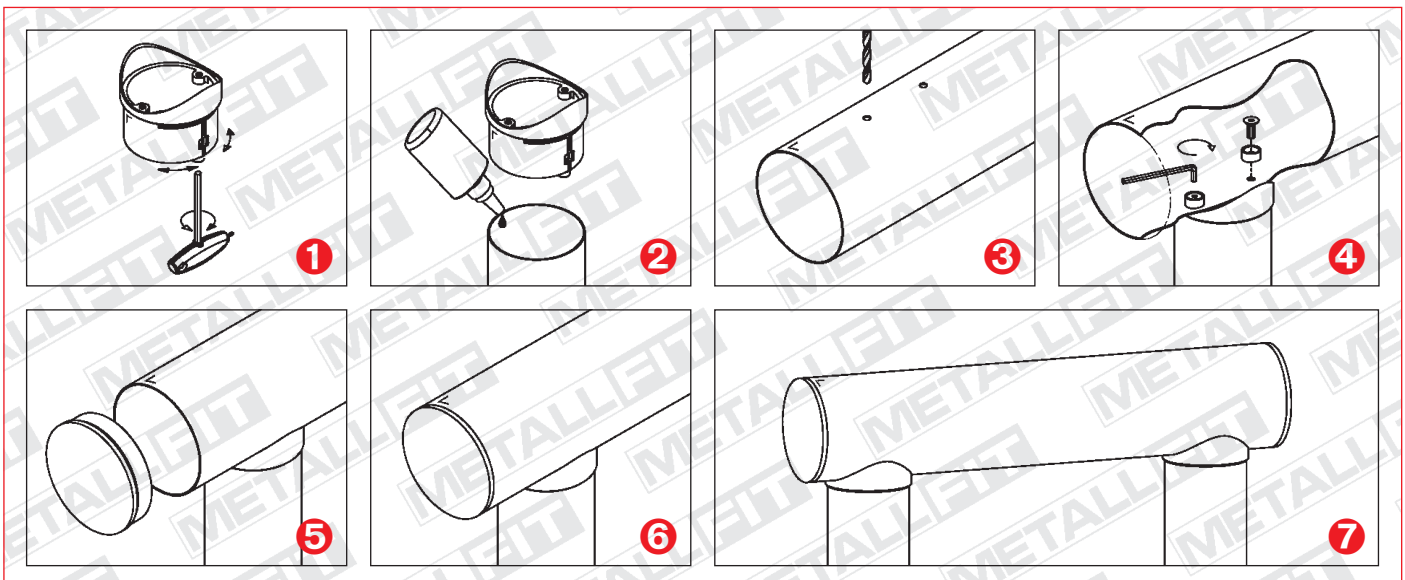
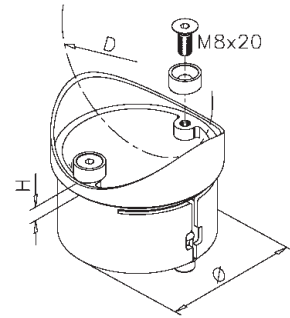


5



Universal fitting
Rohradapter
Adaptateur pour tube
Adapter voor buis

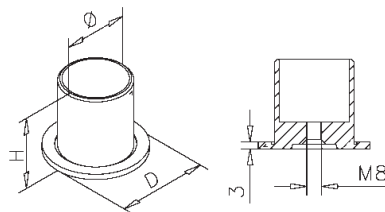
Art.Nr.	Ø	H	D	
11.0519.076.22	76,2 (3")	10	Ø101,6 (4")	
11.0519.101.22	101,6 (4")	10	Ø129,0	
11.0519.129.22	129,0	10	Ø168,3	





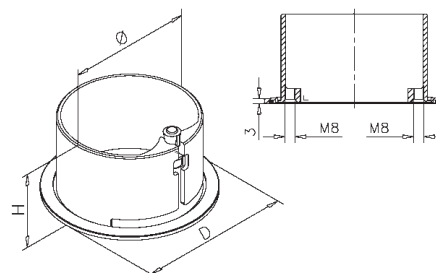
Tube connector
Rohrbefestigungshülse
Embase manchon
Buis bevestigingsflens

Art.Nr.	Ø	H	D
11.0500.019.22	19,0	30	Ø25
11.0500.025.22	25,4 (1")	40	Ø40
11.0500.038.22	38,1 (1,5")	40	Ø50
11.0500.050.22	50,8 (2")	50	Ø60



Tube connector
Rohrbefestigungshülse
Embase manchon
Buis bevestigingsflens

Art.Nr.	Ø	H	D
11.0510.076.22	76,2 (3")	60	Ø95
11.0510.101.22	101,6 (4")	60	Ø120
11.0510.129.22	129,0	60	Ø150

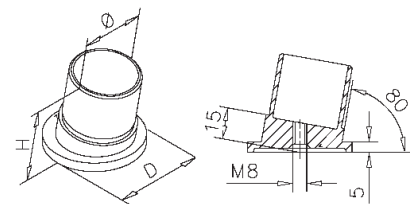


5



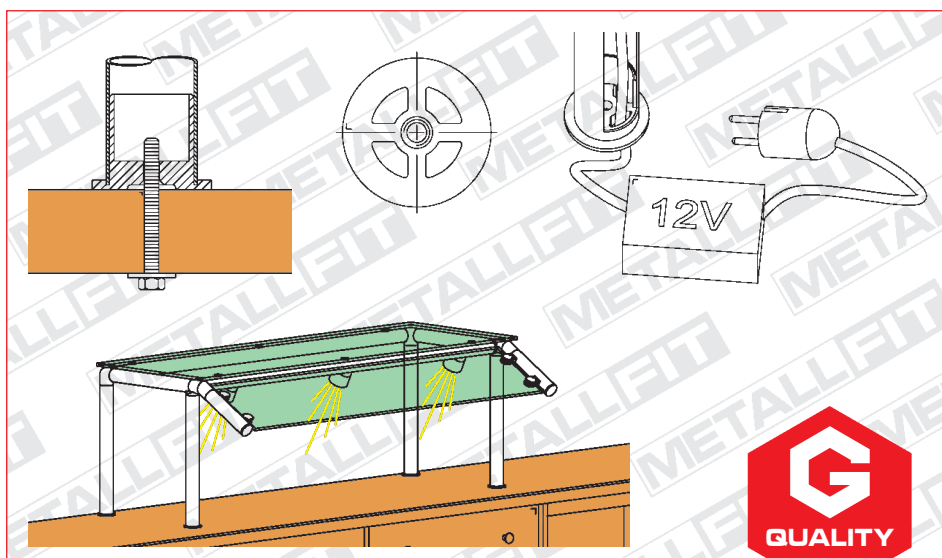
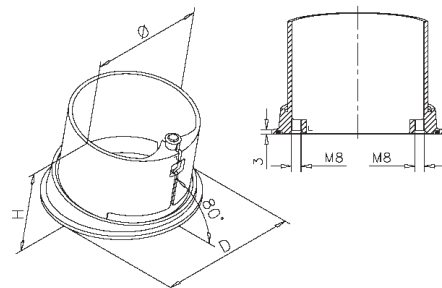
Tube connector 80°
Rohrbefestigungshülse 80°
Embase manchon 80°
Buis bevestigingsflens 80°

Art.Nr.	Ø	H	D
11.0502.025.22	25,4 (1")	45	Ø40
11.0502.038.22	38,1 (1,5")	45	Ø50

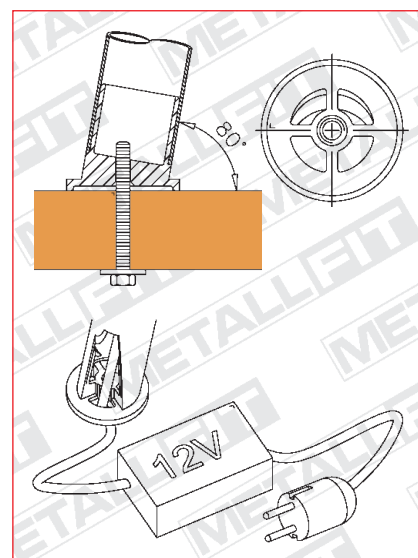


Tube connector 80°
Rohrbefestigungshülse 80°
Embase manchon 80°
Buis bevestigingsflens 80°

Art.Nr.	Ø	H	D
11.0502.101.22	101,6 (4")	75	Ø120



11.0500.038.22 / 11.0500.050.22



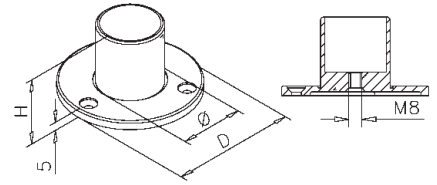
11.0502.038.22



Wall and floor flange

Wand- und Bodenflansch
Embase
Muur en vloer flens

Art.Nr.	Ø	H	D
11.0504.019.22	19,0	30	Ø40
11.0504.025.22	25,4 (1")	40	Ø52
11.0504.038.22	38,1 (1,5")	40	Ø75
11.0504.050.22	50,8 (2")	50	Ø100



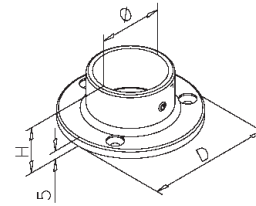
5



Wall and floor flange

Wand- und Bodenflansch
Embase
Muur en vloer flens

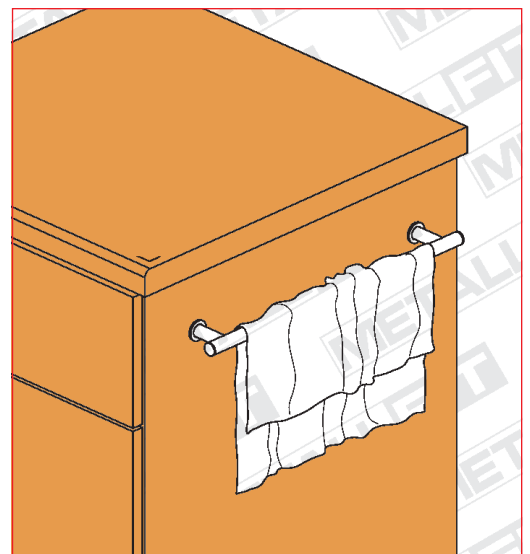
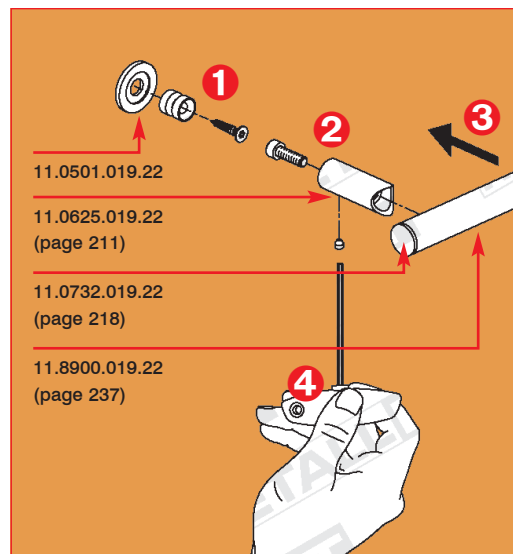
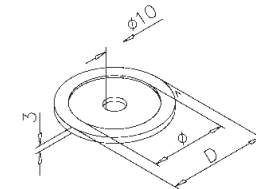
Art.Nr.	Ø	H	D
11.0505.019.22	19,0	15	Ø50
11.0505.025.22	25,4 (1")	20	Ø60
11.0505.038.22	38,1 (1,5")	28	Ø75
11.0505.050.22	50,8 (2")	30	Ø100
11.0505.076.22	76,2 (3")	30	Ø125
11.0505.101.22	101,6 (4")	40	Ø155
11.0505.129.22	129,0	40	Ø185
11.0505.168.22	168,3	40	Ø225



Rosette

Rosette
Rosace
Rozet

Art.Nr.	Ø	D
11.0501.019.22	19,0	Ø30
11.0501.025.22	25,4 (1")	Ø40
11.0501.038.22	38,1 (1,5")	Ø50
11.0501.050.22	50,8 (2")	Ø60

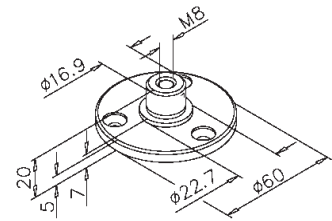


NEW DESIGN



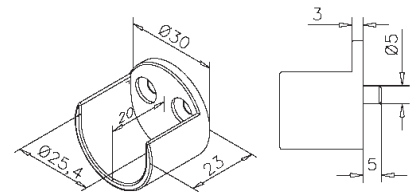
Base flange
 Innenflansch
 Embase manchon
 Combinatie flens

Art.Nr.	Ø	
11.0503.025.22	25,4 (1")	

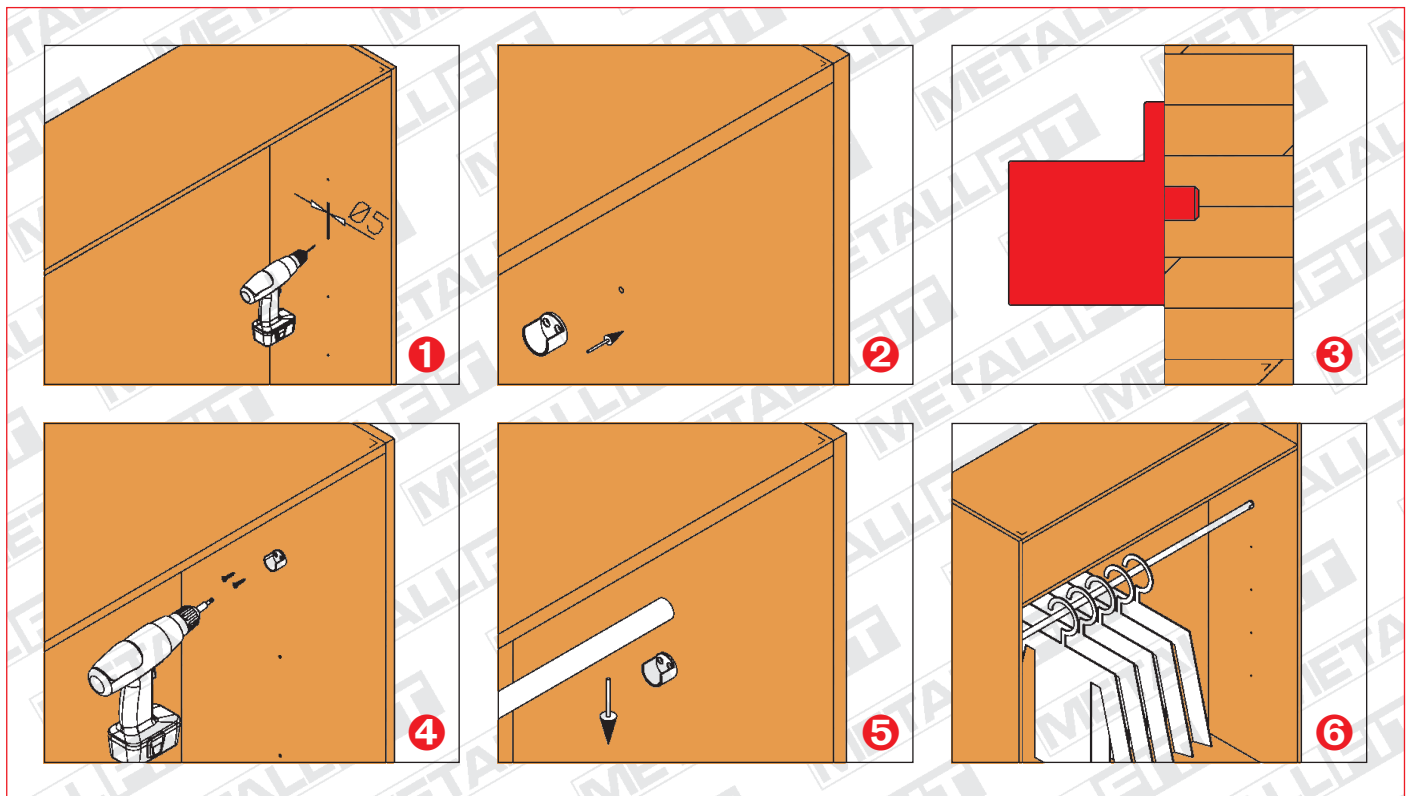


Open flange
 Wandflansch offen
 Naissance ouverte
 Halve muur flens

Art.Nr.	Ø	
11.0508.025.22	25,4 (1")	

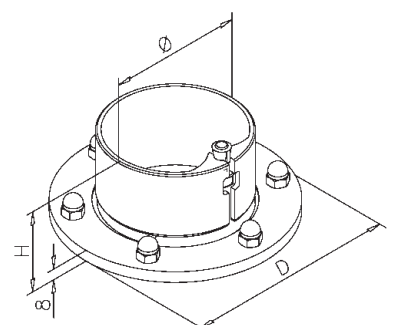


5



Wall and floor flange - Industrial look
 Wand- und Bodenflansch
 Embase
 Muur en vloer flens

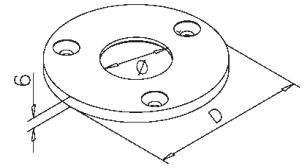
Art.Nr.	Ø	H	D	
11.0509.101.22	101,6 (4")	60	Ø155	
11.0509.129.22	129,0	60	Ø185	
11.0509.168.22	168,3	60	Ø225	





Floor flange
Bodenflansch
Embase de sol à souder
Vloer flens

Art.Nr.	Ø	D	
12.0506.025.00	22,5	Ø70	●
12.0506.038.00	35,0	Ø90	●
12.0506.050.00	48,0	Ø110	●

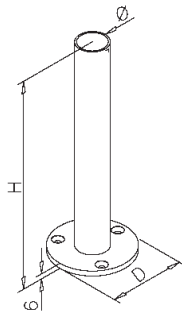


5



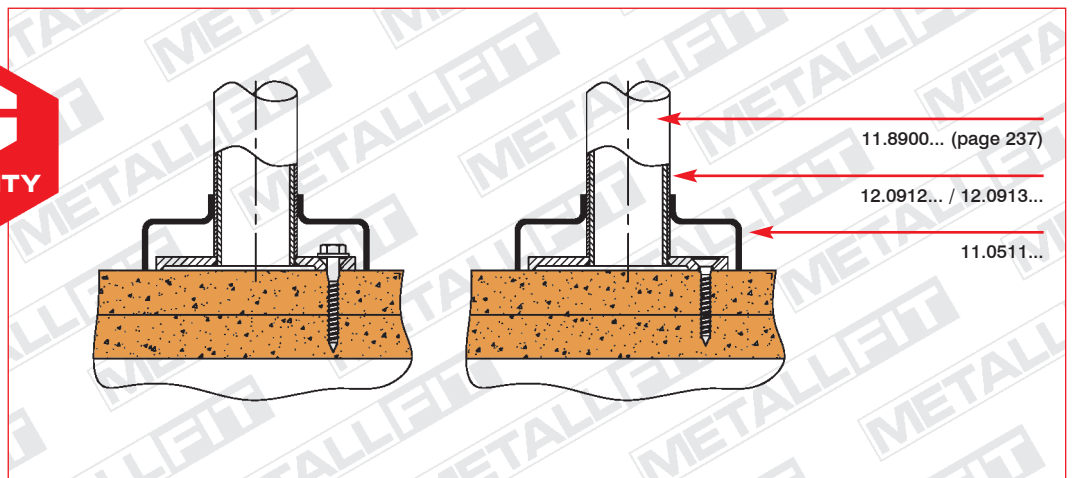
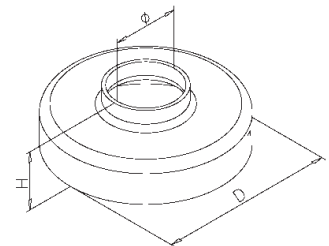
Inner tube with flange
Innenrohr mit Flansch
Tube insert en acier
Binnen buis met flens

Art.Nr.	Ø	H	D	
12.0912.025.00	22,5	250	Ø70	●
12.0912.038.00	35,0	250	Ø90	●
12.0912.050.00	48,0	250	Ø110	●
12.0913.025.00	22,5	830	Ø70	●
12.0913.038.00	35,0	830	Ø90	●
12.0913.050.00	48,0	830	Ø110	●



Base cover for 12.0912.../12.0913...
Abdeckkappe für 12.0912.../12.0913...
Cache embase pour 12.0912.../12.0913...
Afdekkap t.b.v. 12.0912.../12.0913...

Art.Nr.	Ø	H	D	
11.0511.025.22	25,4 (1")	30	Ø82	◆
11.0511.038.22	38,1 (1,5")	34	Ø102	◆
11.0511.050.22	50,8 (2")	40	Ø125	◆



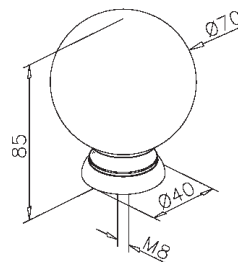


Universal angle ball

Endkugel
Boule d'ornement
Eindbol

Art.Nr.

11.0211.050.22



Ball top

Endkugel
Boule d'ornement
Eindbol

Art.Nr.

11.0212.025.22

Ø

25,4 (1")

H

65

D

Ø45



11.0212.038.22

38,1 (1,5")

90

Ø70

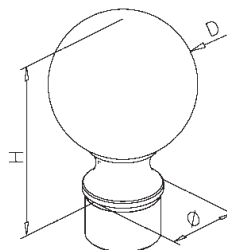


11.0212.050.22

50,8 (2")

120

Ø90



End ball

Zierkugel
Boule d'ornement
Sierkugel

Art.Nr.

11.0220.020.22

Ø

20

H

18,5

B

10,5

G

M6



11.0220.025.22

25

23,5

12

M8



11.0220.030.22

30

28,5

13

M8



11.0220.040.22

40

38,5

15

M8



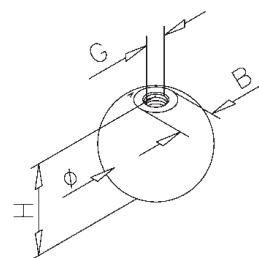
11.0220.050.22

50

48,5

17

M8



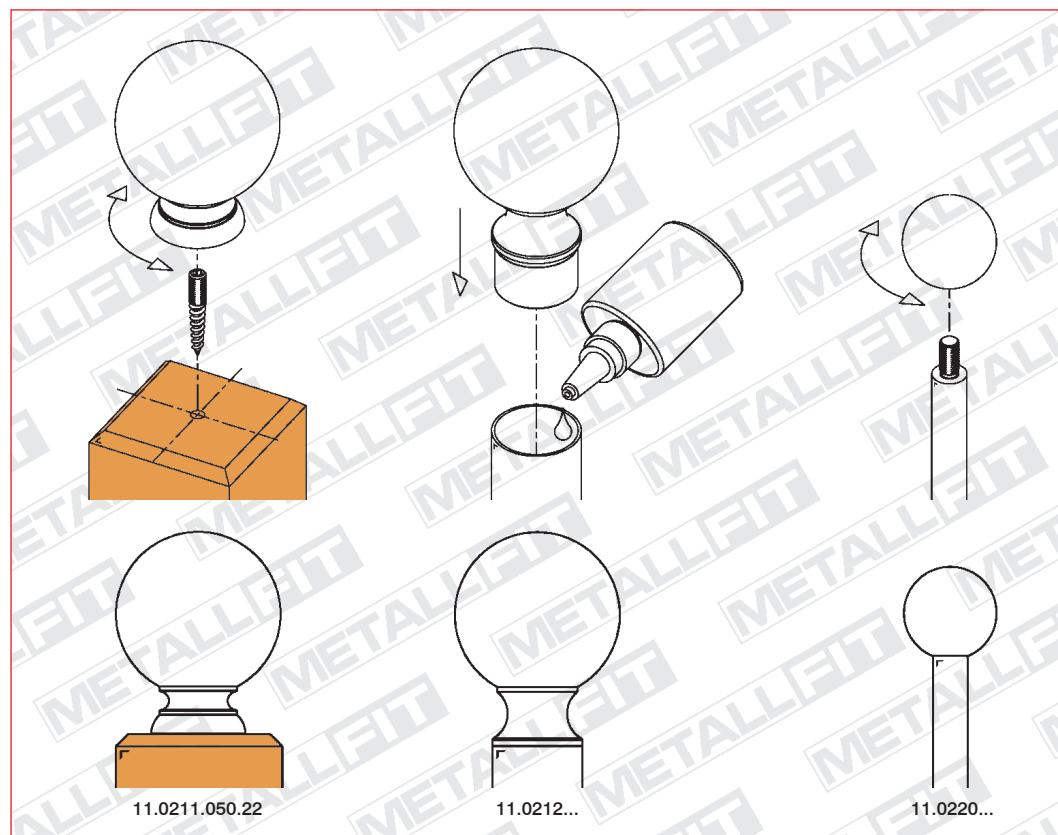
5



EXTRA-LOCK
50 ml

Metal glue
Metallkleber
Colle métal
Metaal lijm

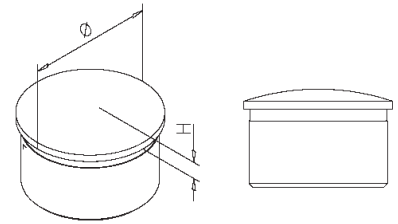
Art.Nr. 19.1330.000.00





Arched end cap
Endkappe gewölbt
Embout bombé
Afgeronde eindstop

Art.Nr.	Ø	H	
11.0729.019.22	19,0	3,5	
11.0729.025.22	25,4 (1")	5	
11.0729.038.22	38,1 (1,5")	5	
11.0729.050.22	50,8 (2")	5	

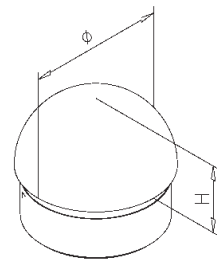


5



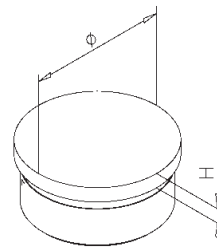
Domed end cap
Endkappe halbrund
Embout arrondi
Halfronde eindstop

Art.Nr.	Ø	H	
11.0730.025.22	25,4 (1")	13	
11.0730.038.22	38,1 (1,5")	19	
11.0730.050.22	50,8 (2")	25	



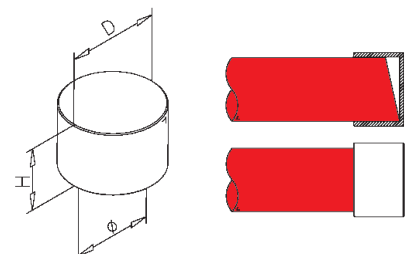
Flat end cap
Endkappe flach
Embout plat
Vlakke eindstop

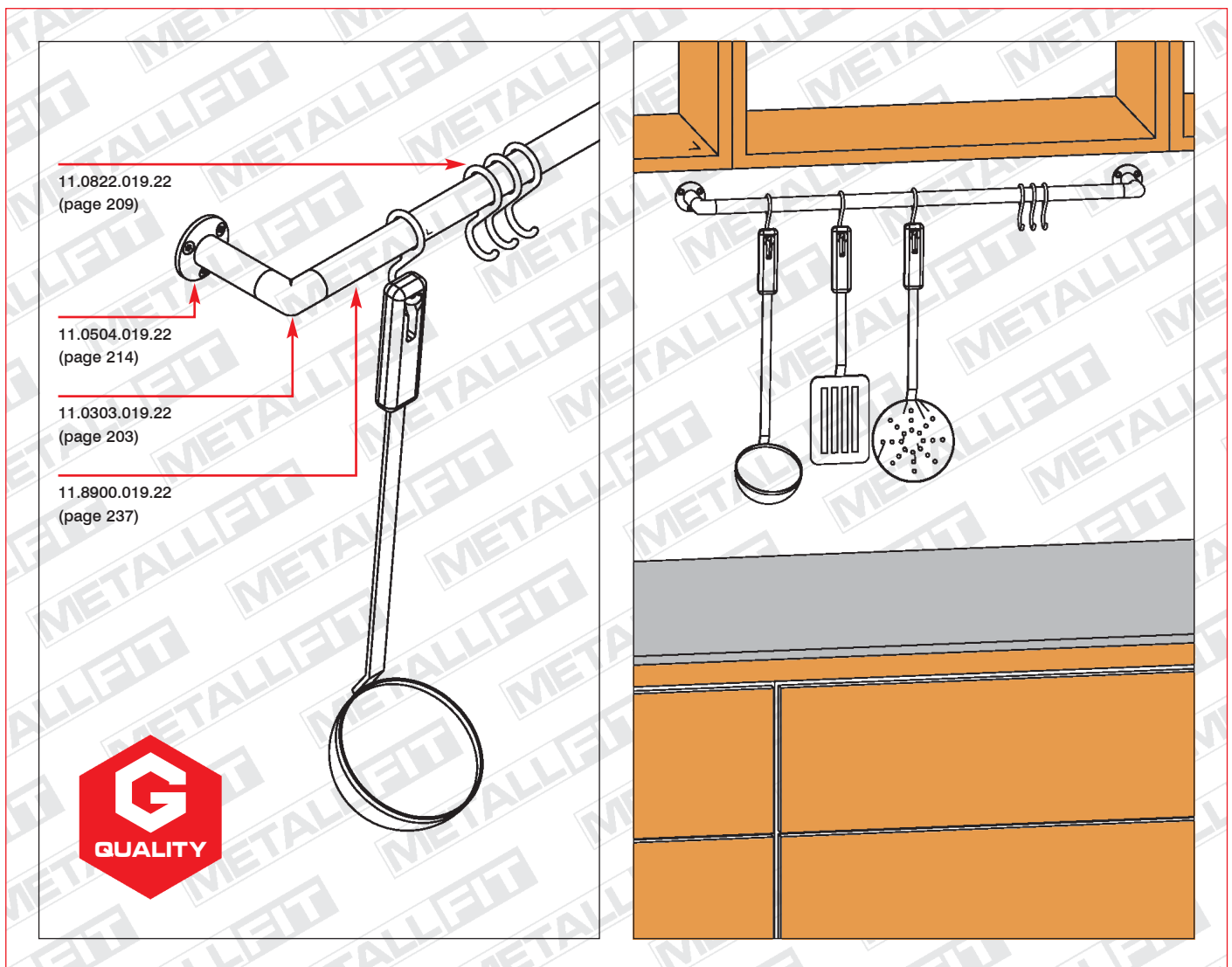
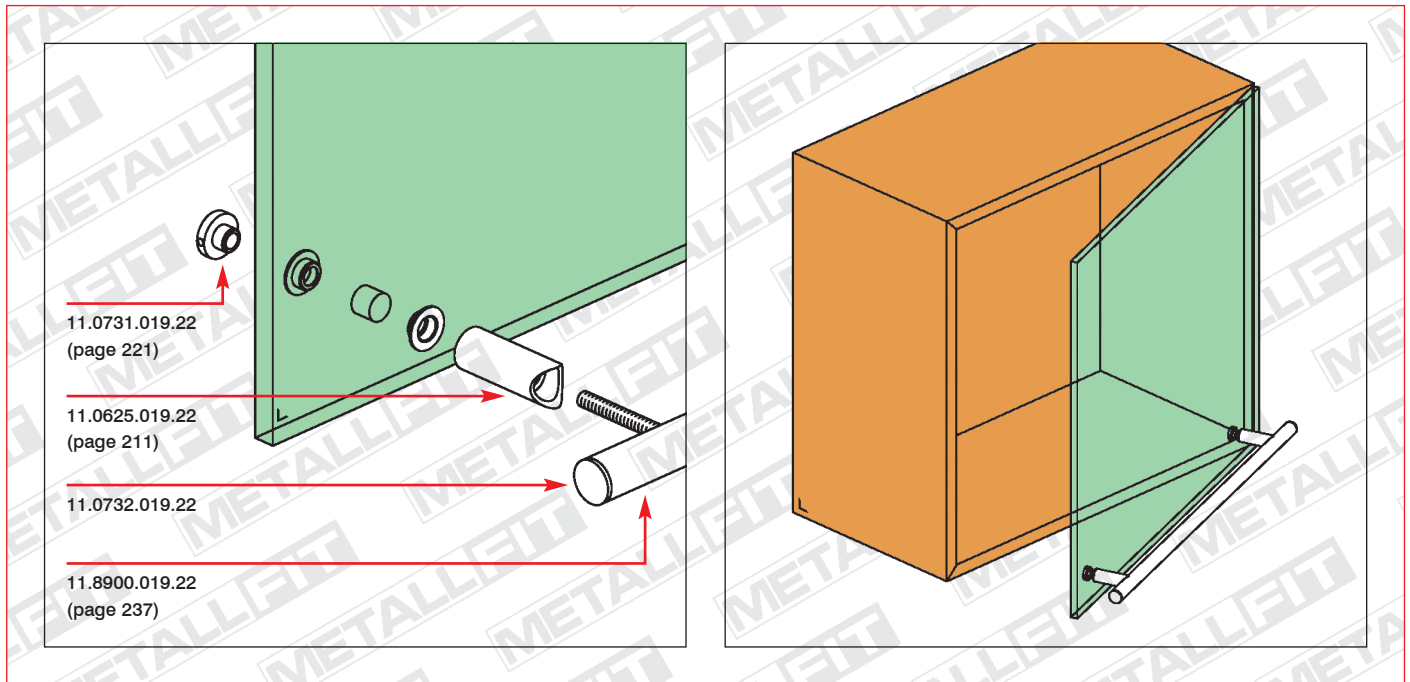
Art.Nr.	Ø	H	
11.0732.019.22	19,0	2	
11.0732.025.22	25,4 (1")	4	
11.0732.038.22	38,1 (1,5")	4	
11.0732.050.22	50,8 (2")	4	



End cap, fits over tube
Aufsteck-Endkappe flach
Embout plat à emboîter
Eindkap, passend over buis

Art.Nr.	Ø	H	D	
11.0736.038.22	38,1 (1,5")	30	Ø44	

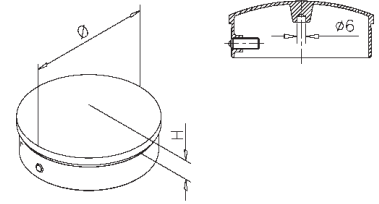






Arched end cap
Endkappe gewölbt
Embout bombé
Afgeronde eindstop

Art.Nr.	Ø	H	
11.0729.076.22	76,2 (3")	14	
11.0729.101.22	101,6 (4")	16	
11.0729.129.22	129,0	17	

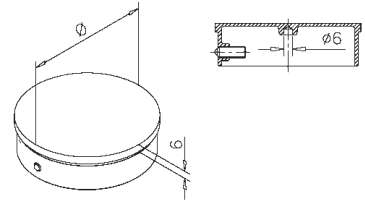


5



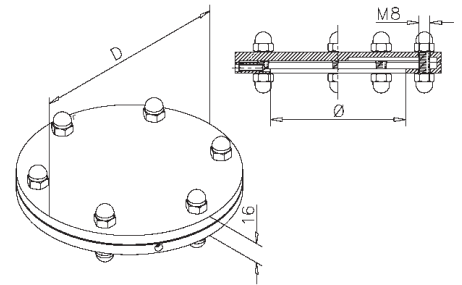
Flat end cap
Endkappe flach
Embout plat
Vlakke eindstop

Art.Nr.	Ø	
11.0732.076.22	76,2 (3")	
11.0732.101.22	101,6 (4")	
11.0732.129.22	129,0	
11.0732.168.22	168,3	



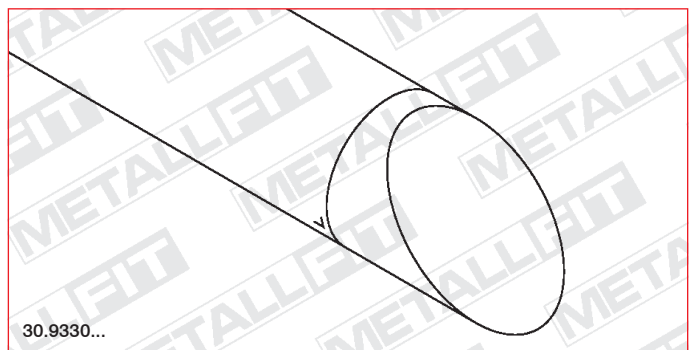
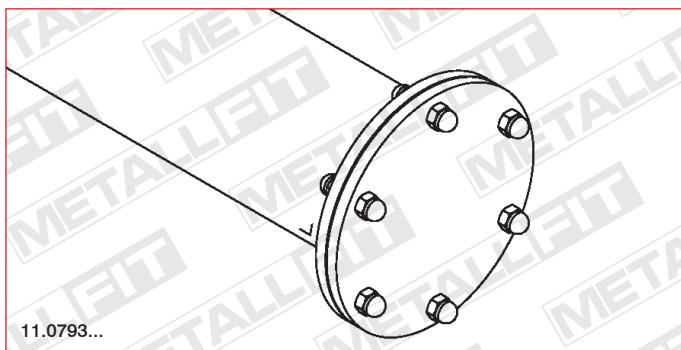
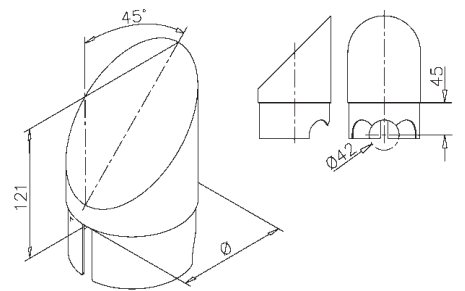
End cap - Industrial look
Endkappe
Embout
Eindstop

Art.Nr.	Ø	D	
11.0793.101.22	101,6 (4")	Ø155	
11.0793.129.22	129,0	Ø185	
11.0793.168.22	168,3	Ø225	



End cap - Deco look
Endkappe
Embout
Eindstop

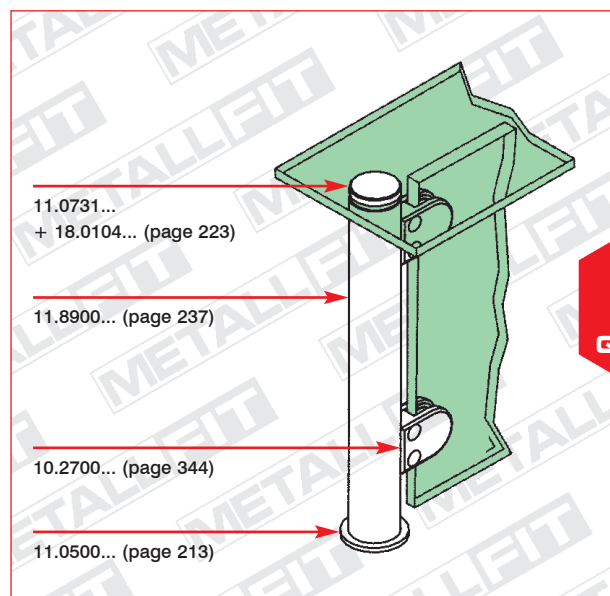
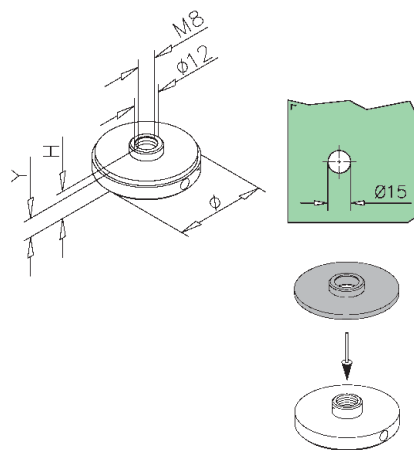
Art.Nr.	Ø	
30.9330.076.22	76,2 (3")	
30.9330.101.22	101,6 (4")	





Finial with M8
Zier-Abschlussplatte
Embout de finition taraudé M8
Sier afsluitkap

Art.Nr.	Ø	H	Y
11.0731.019.22	19,0	10	4
11.0731.025.22	25,4 (1")	10,5	6
11.0731.038.22	38,1 (1,5")	11,5	8
11.0731.050.22	50,8 (2")	13,5	10

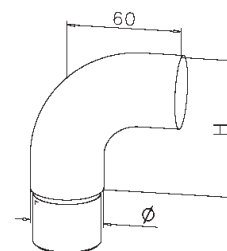


5



End scroll
Endbogen
Embout crosse
Eindknop

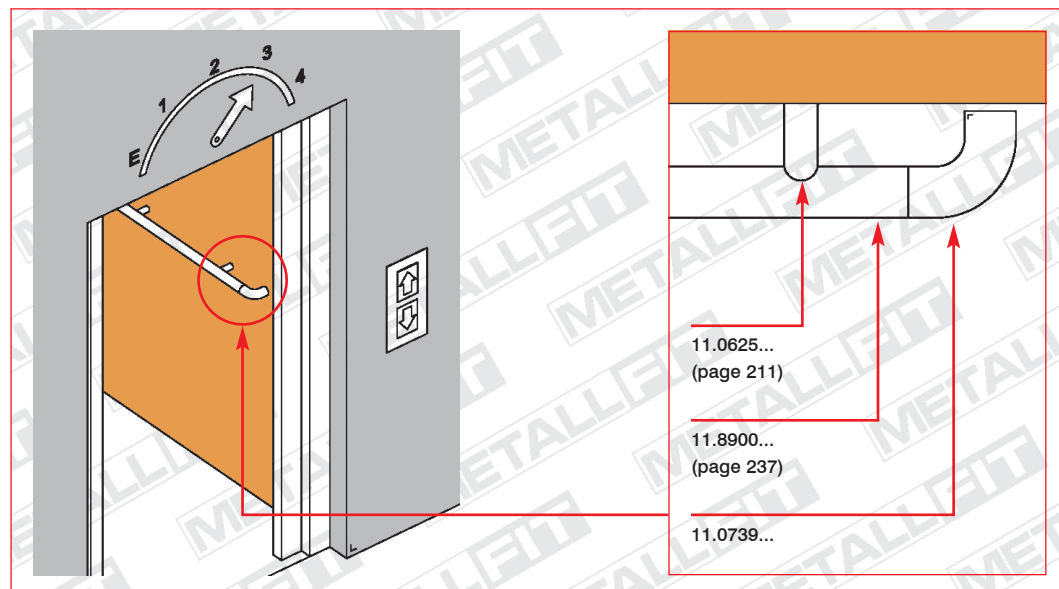
Art.Nr.	Ø	H
11.0739.038.22	38,1 (1,5")	75
11.0739.050.22	50,8 (2")	80



EXTRA-LOCK
50 ml

Metal glue
Metallkleber
Colle métal
Metaal lijm

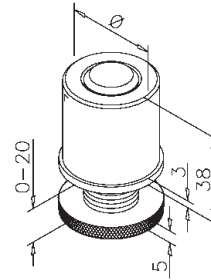
Art.Nr.
19.1330.000.00





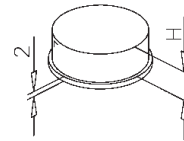
Adjustable nylon end cap
Kunststoff-Endkappe, verstellbar
Embout PVC ajustable
Verstelbare kunststof eindkap

Art.Nr.	Ø
18.0062.025.00	25,4 (1")
18.0062.038.00	38,1 (1,5")
18.0062.050.00	50,8 (2")



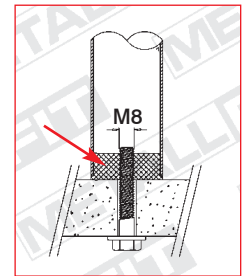
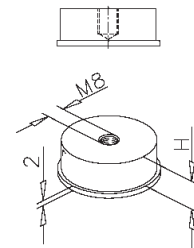
Nylon end cap
Kunststoff-Endkappe
Embout PVC
Kunststof eindkap

Art.Nr.	Ø	H
18.0100.025.00	25,4 (1")	9
18.0100.038.00	38,1 (1,5")	12
18.0100.050.00	50,8 (2")	12



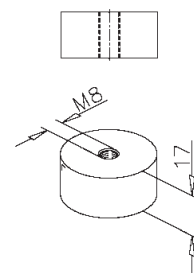
Nylon end cap
Kunststoff-Endkappe
Embout PVC taraudé
Kunststof eindkap

Art.Nr.	Ø	H
18.0101.019.00	19,0	14
18.0101.025.00	25,4 (1")	12
18.0101.038.00	38,1 (1,5")	14
18.0101.050.00	50,8 (2")	14



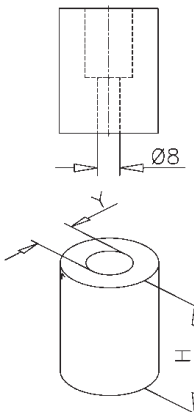
Nylon plug
Kunststoff-Pfropfen
Bouchon PVC taraudé
Kunststof prop

Art.Nr.	Ø
18.0102.025.00	25,4 (1")
18.0102.038.00	38,1 (1,5")
18.0102.050.00	50,8 (2")



Nylon plug
Kunststoff-Pfropfen
Bouchon PVC à visser
Kunststof prop

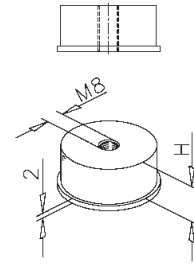
Art.Nr.	Ø	H	Y
18.0103.019.00	19,0	35	Ø15
18.0103.025.00	25,4 (1")	40	Ø17
18.0103.038.00	38,1 (1,5")	45	Ø17
18.0103.050.00	50,8 (2")	50	Ø17
18.0103.076.00	76,2 (3")	60	Ø17
18.0103.101.00	101,6 (4")	60	Ø17





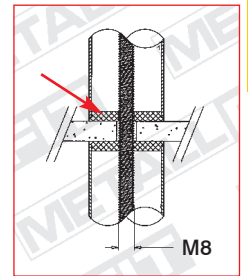
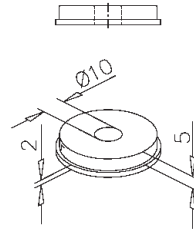
Nylon end cap
Kunststoff-Endkappe
Embout PVC taraudé
Kunststof eindkap

Art.Nr.	Ø	H
18.0104.019.00	19,0	14
18.0104.025.00	25,4 (1")	13
18.0104.038.00	38,1 (1,5")	15
18.0104.050.00	50,8 (2")	15



Nylon end cap
Kunststoff-Endkappe
Embout PVC percé
Kunststof eindkap

Art.Nr.	Ø
18.0105.019.00	19,0
18.0105.025.00	25,4 (1")
18.0105.038.00	38,1 (1,5")
18.0105.050.00	50,8 (2")
18.2105.076.00	76,2 (3")
18.2105.101.00	101,6 (4")

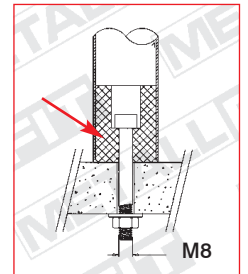
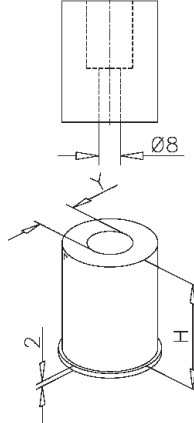


5



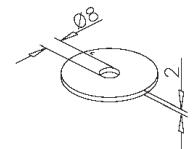
Nylon end cap
Kunststoff-Endkappe
Bouchon PVC percé
Kunststof eindkap

Art.Nr.	Ø	H	Y
18.0106.019.00	19,0	35	Ø15
18.0106.025.00	25,4 (1")	40	Ø17
18.0106.038.00	38,1 (1,5")	45	Ø17
18.0106.050.00	50,8 (2")	50	Ø17
18.2106.076.00	76,2 (3")	62	Ø17
18.2106.101.00	101,6 (4")	62	Ø17



Nylon rosette
Kunststoff-Unterlegscheibe
Rosace PVC
Kunststof schijf

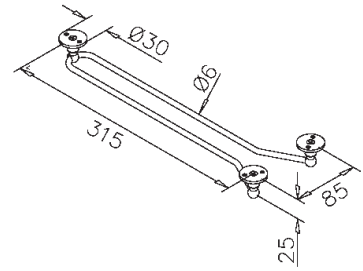
Art.Nr.	Ø
18.0107.025.00	25,4 (1")
18.0107.038.00	38,1 (1,5")
18.0107.050.00	50,8 (2")





Glass rack
Gläserhalter
Support à verres
Glazenhouder

Art.Nr.
11.0874.315.22

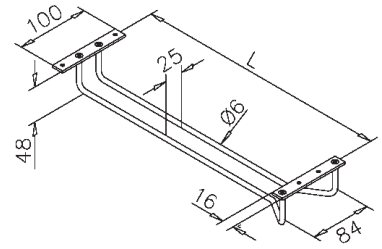


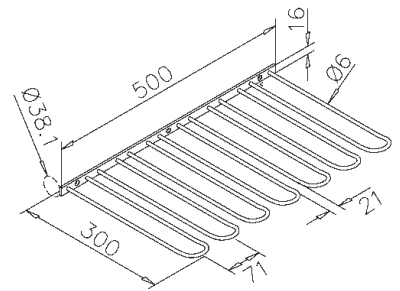
5



Glass rack
Gläserhalter
Support à verres
Glazenhouder

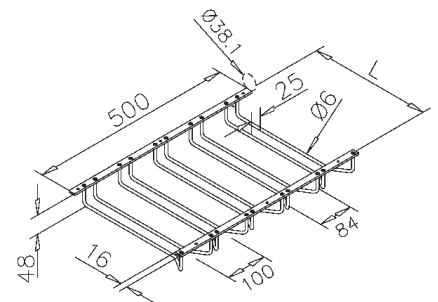
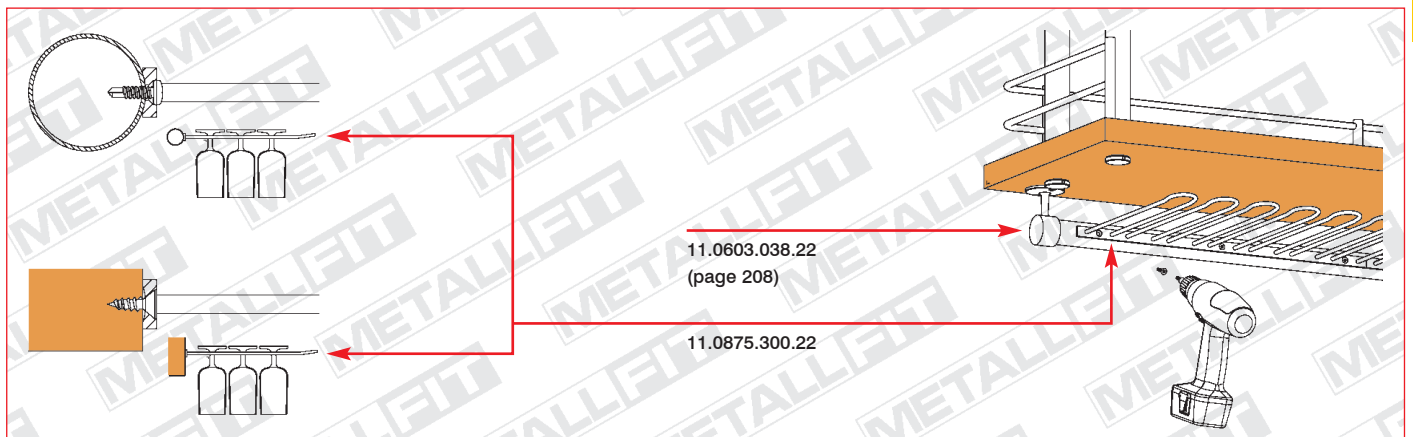
Art.Nr.	L
11.0873.300.22	300
11.0873.350.22	350
11.0873.400.22	400
11.0873.450.22	450





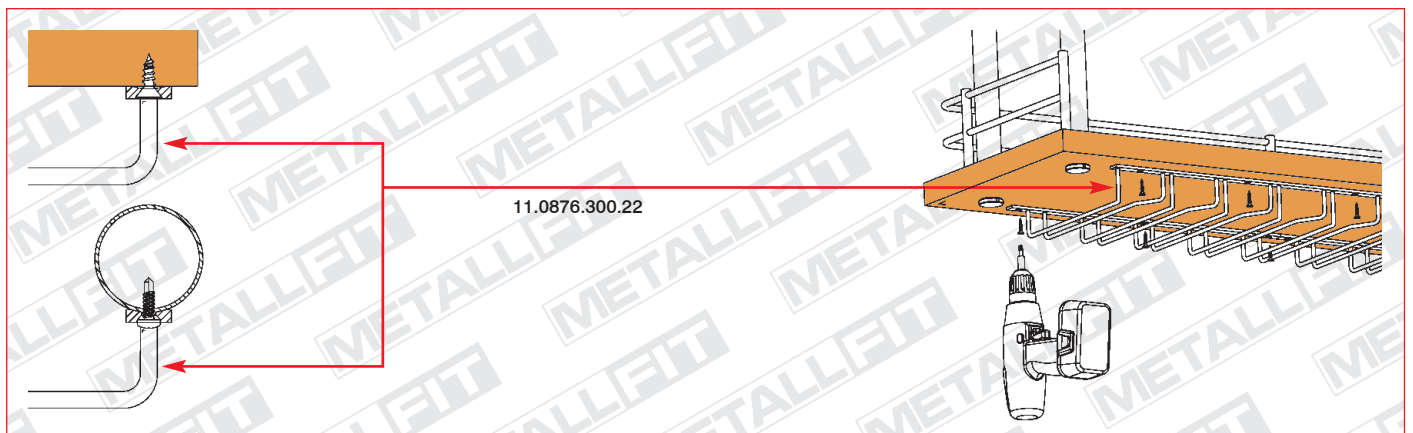
Glass rack
Gläserhalter
Ratelier à verres
Glazenhouder

Art.Nr.	Ø
11.0875.300.22	38,1 (1,5")



Glass rack
Gläserhalter
Ratelier à verres
Glazenhouder

Art.Nr.	L	Ø
11.0876.300.22	300	38,1 (1,5")
11.0876.350.22	350	38,1 (1,5")





Tube lamp connector

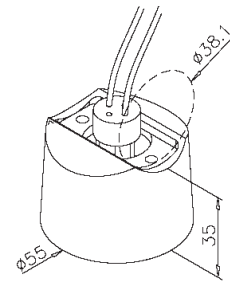
Halogenstrahler
Spot halogène à fixer sur tube
Halogeenspot

Art.Nr.

11.0990.038.22



*incl. bulb socket and illuminant 20 W / inkl. Fassung und Leuchtmittel 20 W
comprenant douille et ampoule 20 W / incl. fitting en halogeenlamp 20 W*



5



Shelf support with rubber strip

Glasplattenträger mit Gummiauflage
Support tablette avec cale caoutchouc
Glasplankdrager met rubber oplage

Art.Nr.

L

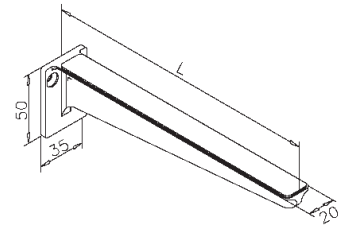
11.0071.000.22

200



11.0072.000.22

300



Shelf support with rubber strip

Glasplattenträger mit Gummiauflage
Support tablette avec cale caoutchouc
Glasplankdrager met rubber oplage

Art.Nr.

Ø

D

L

11.0741.025.22

25,4 (1")

Ø32

200



11.0741.038.22

38,1 (1,5")

Ø45

200



11.0742.025.22

25,4 (1")

Ø32

300

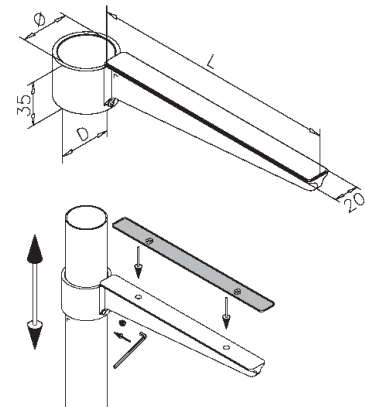


11.0742.038.22

38,1 (1,5")

Ø45

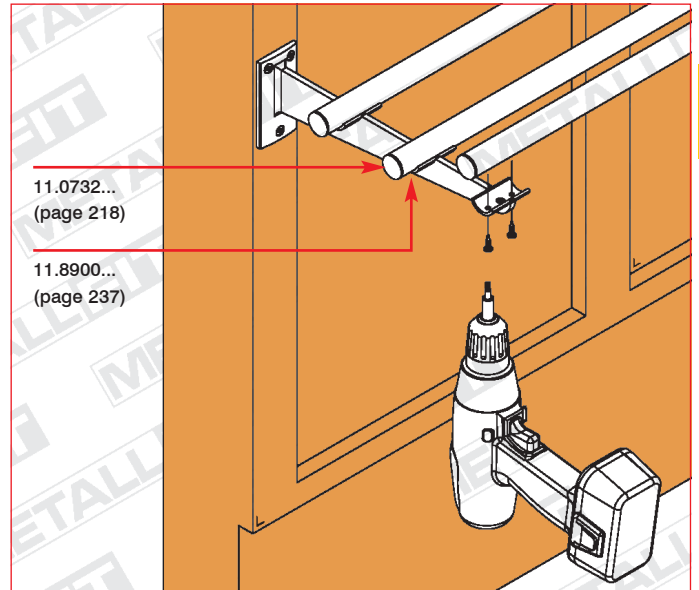
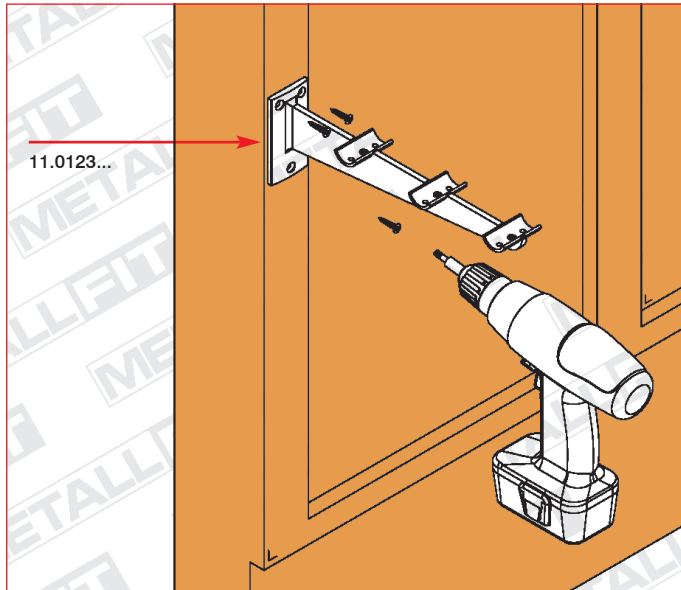
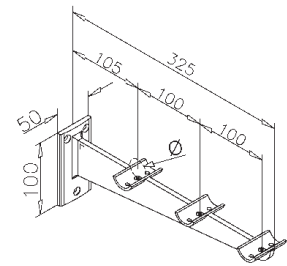
300



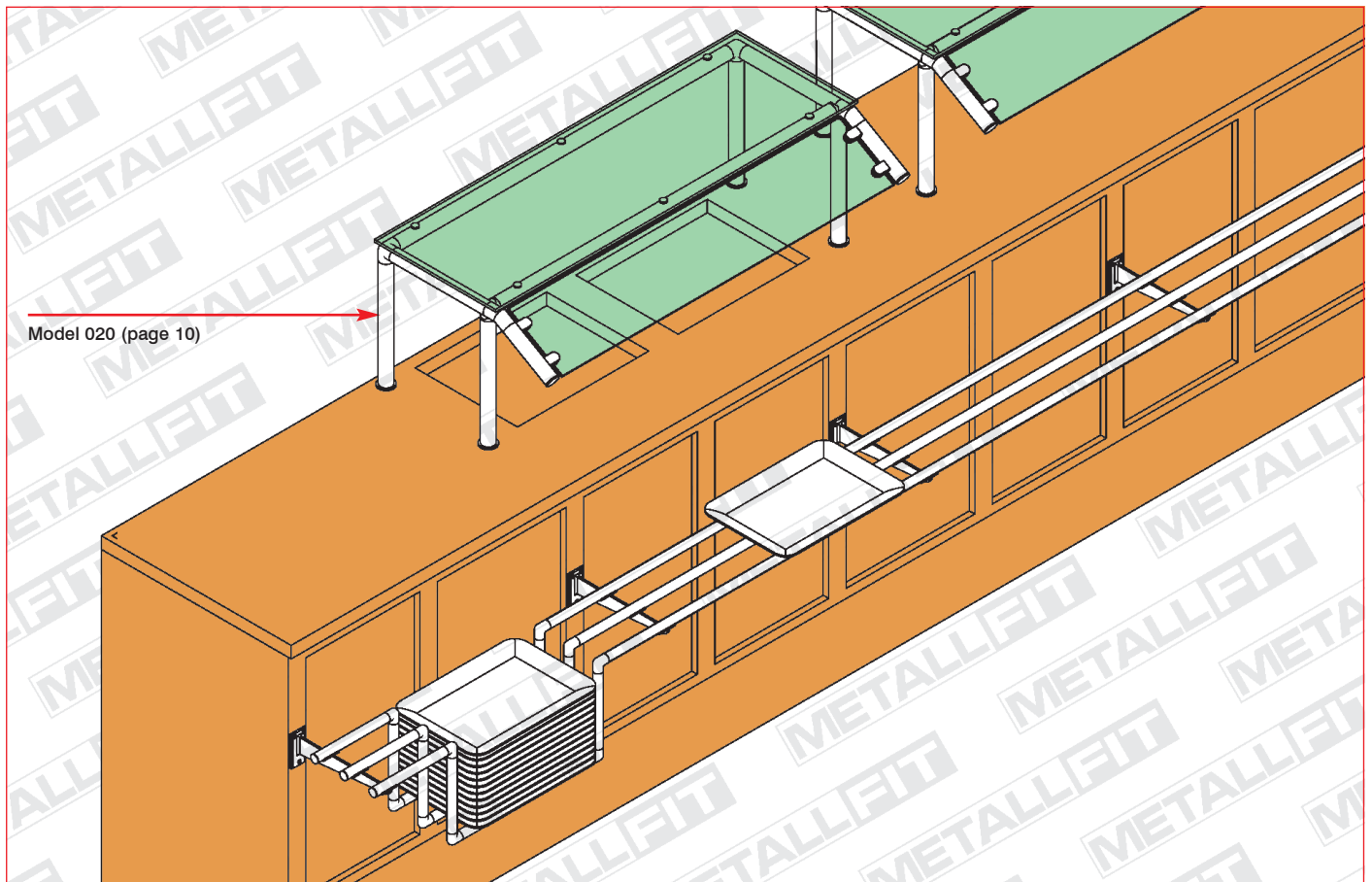


Tray slide bracket
 Tabletrutschenträger
 Support porte-plateaux
 Buizensteun

Art.Nr.	Ø	
11.0123.025.22	25,4 (1")	
11.0123.038.22	38,1 (1,5")	



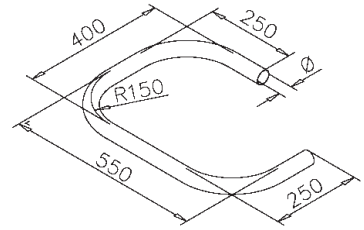
5





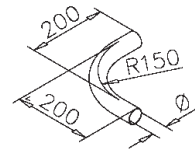
Waitress station 270°
Trennbügel 270°
Séparateur 270°
Kelnerbeugel 270°

Art.Nr.	Ø	
11.0902.038.22	38,1 (1,5")	
11.0902.050.22	50,8 (2")	



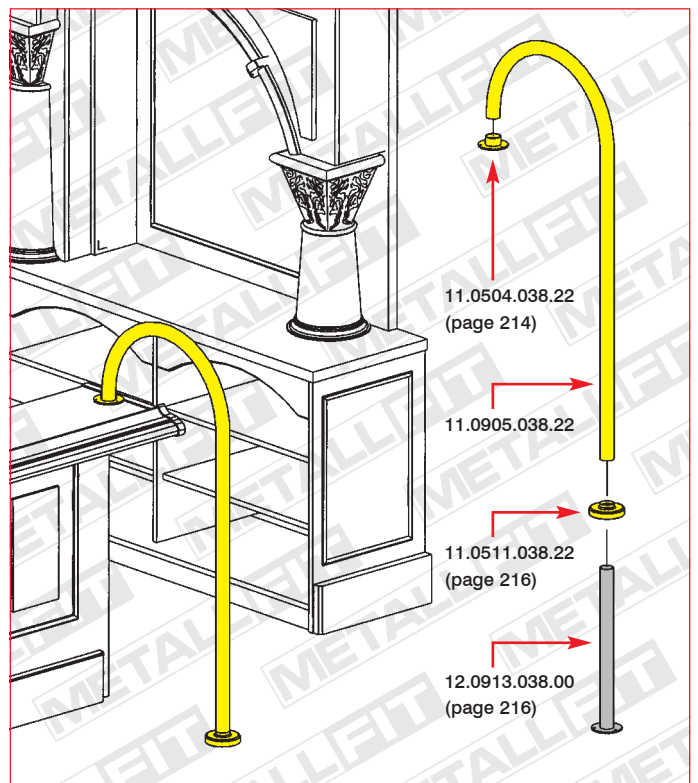

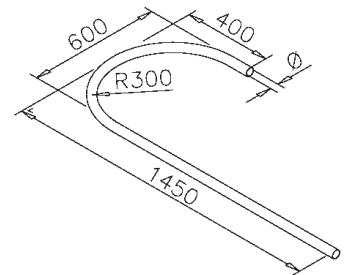
Bend tube 90°
Bogen 90°
Cintre 90°
Bocht 90°

Art.Nr.	Ø	
11.0903.038.22	38,1 (1,5")	
11.0903.050.22	50,8 (2")	



Waitress station 180°
Trennbügel 180°
Séparateur 180°
Kelnerbeugel 180°

Art.Nr.	Ø	
11.0905.038.22	38,1 (1,5")	



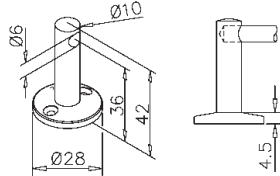
„Mini rail - Ø 6 mm“
for mounting on wood / für Holzmontage /
fixation sur bois / voor montage op hout

„Mini rail - Ø 6 mm“
for mounting on wood / für Holzmontage /
fixation sur bois / voor montage op hout



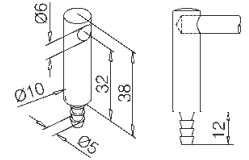
End bracket / Endstütze
Support borgne / Eindsteun

Art.Nr.
11.0650.006.22



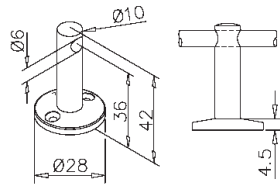
End bracket / Endstütze
Support borgne / Eindsteun

Art.Nr.
11.0660.006.22



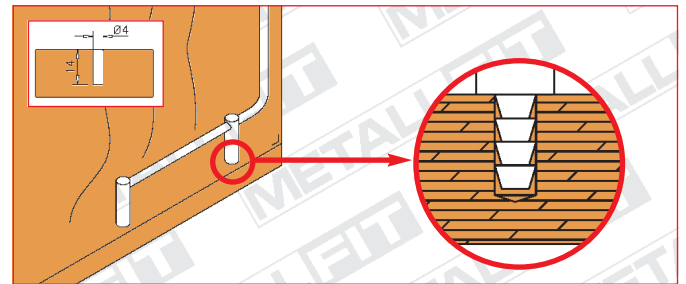
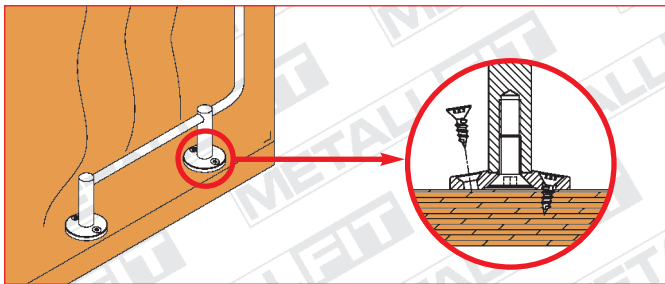
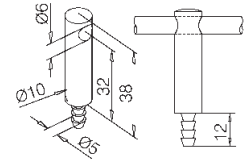
Centre bracket / Mittelstütze
Support traversant / Middensteun

Art.Nr.
11.0651.006.22



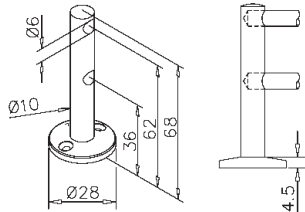
Centre bracket / Mittelstütze
Support traversant / Middensteun

Art.Nr.
11.0661.006.22



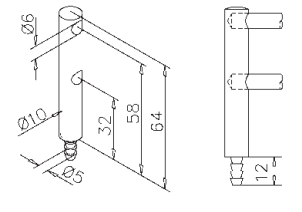
Double end bracket / Doppelte Endstütze
Support double borgne / Dubbele eindsteun

Art.Nr.
11.0655.006.22



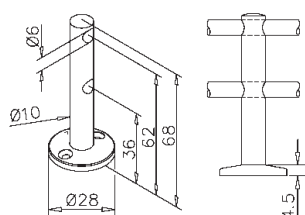
Double end bracket / Doppelte Endstütze
Support double borgne / Dubbele eindsteun

Art.Nr.
11.0665.006.22



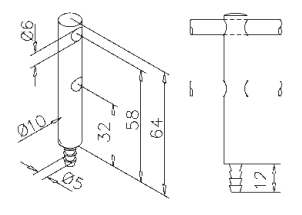
Double centre bracket / Doppelte Mittelstütze
Support double traversant / Dubbele middensteun

Art.Nr.
11.0656.006.22



Double centre bracket / Doppelte Mittelstütze
Support double traversant / Dubbele middensteun

Art.Nr.
11.0666.006.22





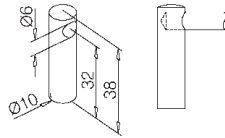
„Mini rail - Ø 6 mm“
 for glue fixation / für Klebemontage /
 à coller / voor lijm montage

„Mini rail - Ø 6 mm“
 for mounting on glass / für Glasmontage /
 fixation sur verre / voor montage op glas



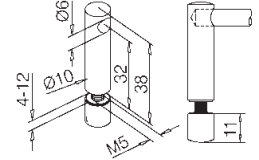
End bracket / Endstütze
 Support borgne / Eindsteun

Art.Nr.
 11.0670.006.22



End bracket / Endstütze
 Support borgne / Eindsteun

Art.Nr.
 11.0680.006.22

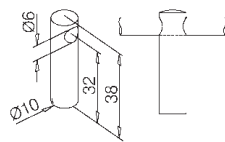


5



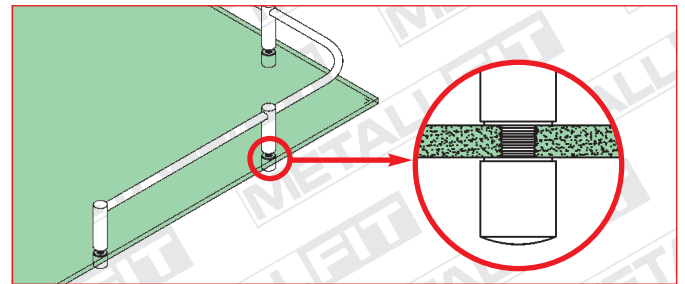
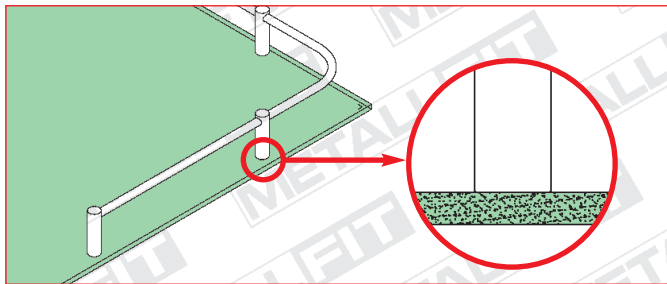
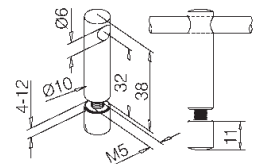
Centre bracket / Mittelstütze
 Support traversant / Middensteun

Art.Nr.
 11.0671.006.22



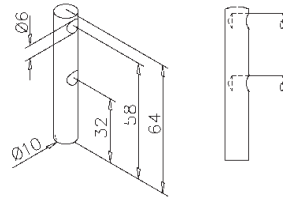
Centre bracket / Mittelstütze
 Support traversant / Middensteun

Art.Nr.
 11.0681.006.22



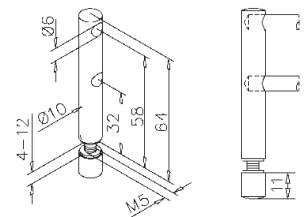
Double end bracket / Doppelte Endstütze
 Support double borgne / Dubbele eindsteun

Art.Nr.
 11.0675.006.22



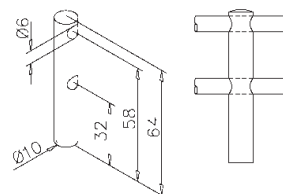
Double end bracket / Doppelte Endstütze
 Support double borgne / Dubbele eindsteun

Art.Nr.
 11.0685.006.22



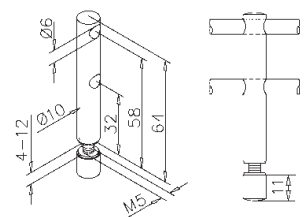
Double centre bracket / Doppelte Mittelstütze
 Support double traversant / Dubbele middensteun

Art.Nr.
 11.0676.006.22




Double centre bracket / Doppelte Mittelstütze
 Support double traversant / Dubbele middensteun

Art.Nr.
 11.0686.006.22




„Mini rail - Ø 6 mm“
Corner rods / Eckstäbe /
Cintre d'angles / Hoekstaf



Rod 90° / Stab 90°
Barre 90° / Staf 90°

Art.Nr.
 11.0940.006.22



Rod 2 x 135° / Stab 2 x 135°
Barre 2 x 135° / Staf 2 x 135°

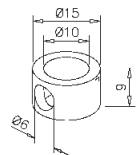
Art.Nr.
 11.0941.006.22

„Mini rail - Ø 6 mm“
Adapters / Adapter /
Adaptateurs / Adapter



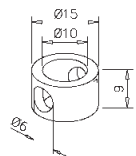
for end bracket / für Endstütze
pour support borgne / voor eindsteun

Art.Nr.
 11.0690.006.22



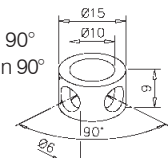
for centre bracket / für Mittelstütze
pour support traversant / voor middensteun

Art.Nr.
 11.0691.006.22



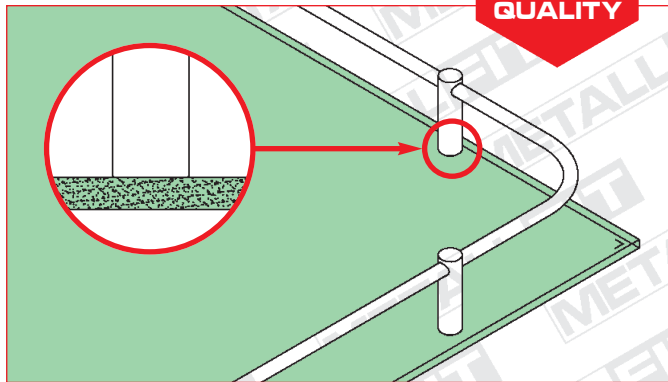
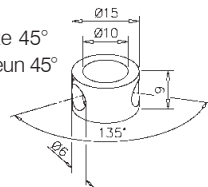
for elbow bracket 90° / für Eckstütze 90°
pour raccord d'angle 90° / voor hoeksteun 90°

Art.Nr.
 11.0692.006.22



for elbow bracket 45° / für Eckstütze 45°
pour raccord d'angle 45° / voor hoeksteun 45°

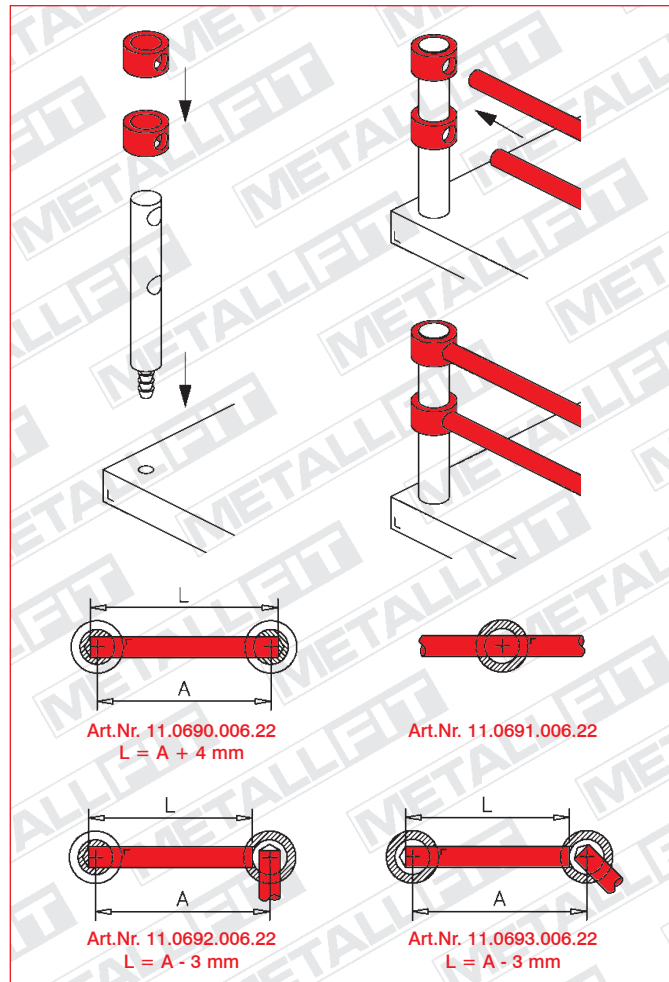
Art.Nr.
 11.0693.006.22



Glass-metal glue 50 g, with activator 10 ml
Glas-Metall Klebstoff 50 g, mit Aktivator 10 ml
Colle verre-métal 50g, avec activateur 10 ml
Glas-metaal lijm 50g, met activator 10 ml



Art.Nr.
 19.1370.000.00



Zintec
Zinkdruckguss
Zamak
Zamack

+



Stainless steel
Edelstahl
Inox
RVS

+





„Mini rail - Ø 10 mm“

for mounting on wood / für Holzmontage /
fixation sur bois / voor montage op hout

„Mini rail - Ø 10 mm“

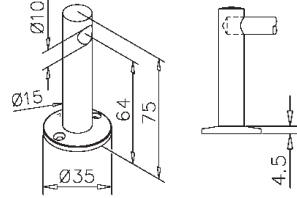
for mounting on wood / für Holzmontage /
fixation sur bois / voor montage op hout

5



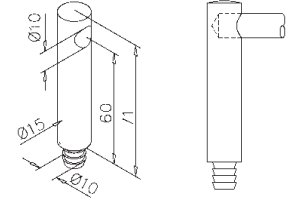
End bracket / Endstütze
Support borgne / Eindsteun

Art.Nr.
11.0650.010.22



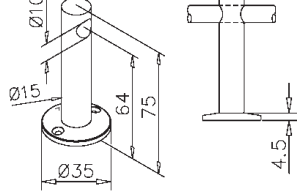
End bracket / Endstütze
Support borgne / Eindsteun

Art.Nr.
11.0660.010.22



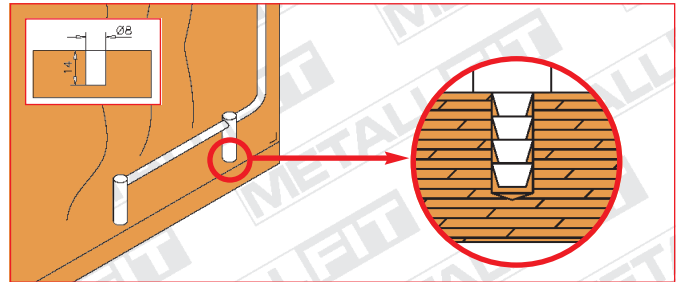
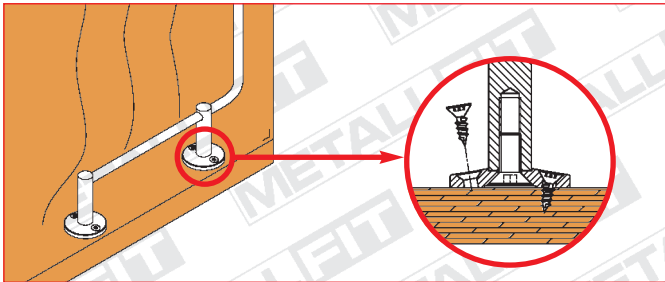
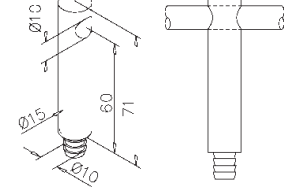
Centre bracket / Mittelstütze
Support traversant / Middensteun

Art.Nr.
11.0651.010.22



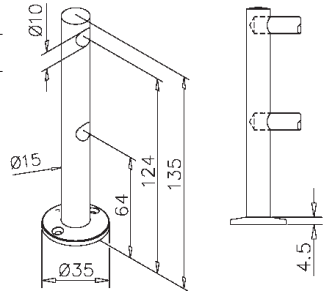
Centre bracket / Mittelstütze
Support traversant / Middensteun

Art.Nr.
11.0661.010.22



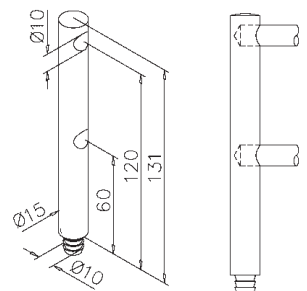
Double end bracket / Doppelte Endstütze
Support double borgne / Dubbele eindsteun

Art.Nr.
11.0655.010.22



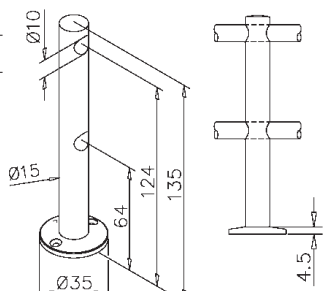
Double end bracket / Doppelte Endstütze
Support double borgne / Dubbele eindsteun

Art.Nr.
11.0665.010.22



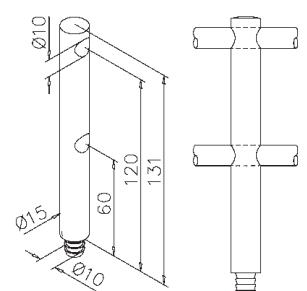
Double centre bracket / Doppelte Mittelstütze
Support double traversant / Dubbele middensteun

Art.Nr.
11.0656.010.22



Double centre bracket / Doppelte Mittelstütze
Support double traversant / Dubbele middensteun

Art.Nr.
11.0666.010.22



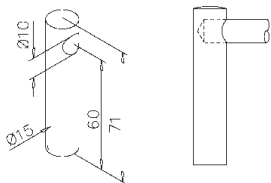
„Mini rail - Ø 10 mm“
for glue fixation / für Klebemontage /
à coller / voor lijm montage

„Mini rail - Ø 10 mm“
for mounting on glass / für Glasmontage /
fixation sur verre / voor montage op glas



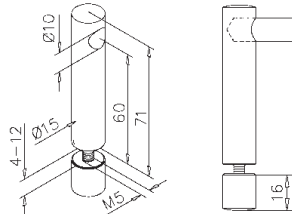
End bracket / Endstütze
Support borgne / Eindsteun

Art.Nr.
11.0670.010.22



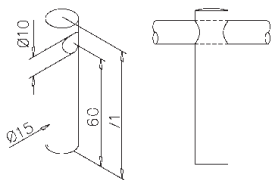
End bracket / Endstütze
Support borgne / Eindsteun

Art.Nr.
11.0680.010.22



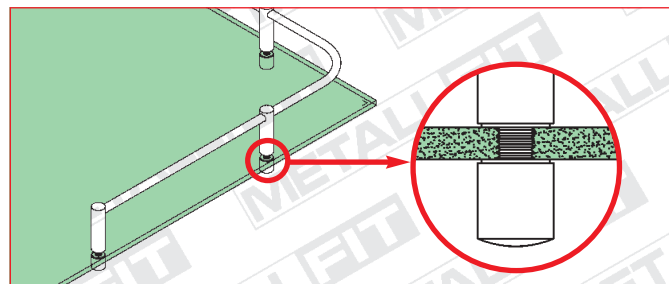
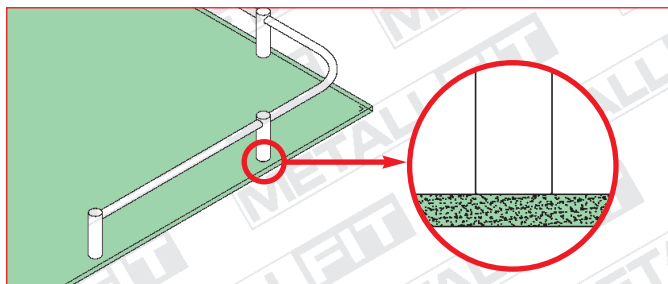
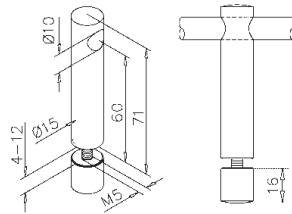
Centre bracket / Mittelstütze
Support traversant / Middensteun

Art.Nr.
11.0671.010.22



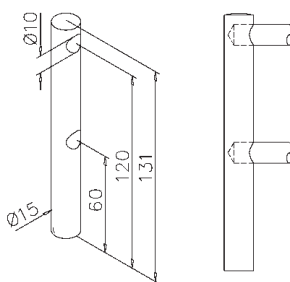
Centre bracket / Mittelstütze
Support traversant / Middensteun

Art.Nr.
11.0681.010.22



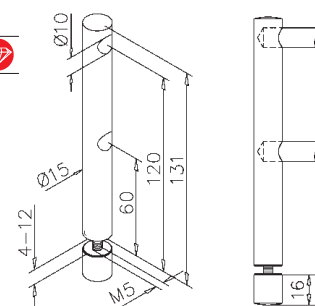
Double end bracket / Doppelte Endstütze
Support double borgne / Dubbele eindsteun

Art.Nr.
11.0675.010.22



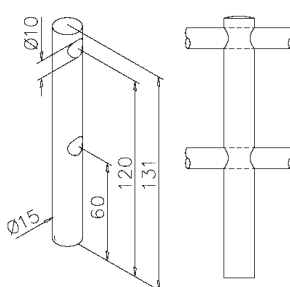
Double end bracket / Doppelte Endstütze
Support double borgne / Dubbele eindsteun

Art.Nr.
11.0685.010.22



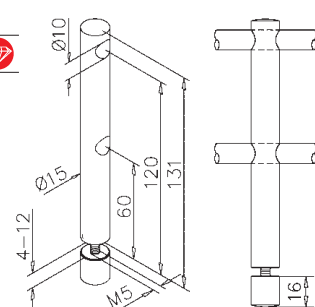
Double centre bracket / Doppelte Mittelstütze
Support double traversant / Dubbele middensteun

Art.Nr.
11.0676.010.22



Double centre bracket / Doppelte Mittelstütze
Support double traversant / Dubbele middensteun

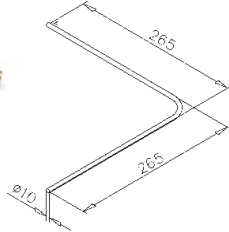
Art.Nr.
11.0686.010.22



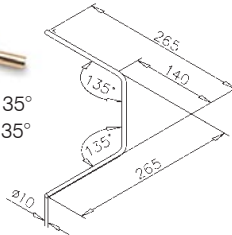
„Mini rail - Ø 10 mm“
Corner rods / Eckstäbe /
 Cintre d'angles / Hoekstaf



Rod 90° / Stab 90°
 Barre 90° / Staf 90°
 Art.Nr.
 11.0940.010.22



Rod 2 x 135° / Stab 2 x 135°
 Barre 2 x 135° / Staf 2 x 135°
 Art.Nr.
 11.0941.010.22

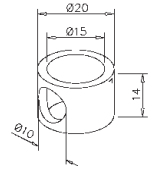


5

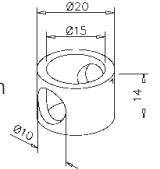
„Mini rail - Ø 10 mm“
Adapters / Adapter /
 Adaptateurs / Adapter



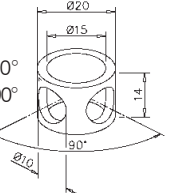
for end bracket / für Endstütze
 pour support borgne / voor eindsteun
 Art.Nr.
 11.0690.010.22



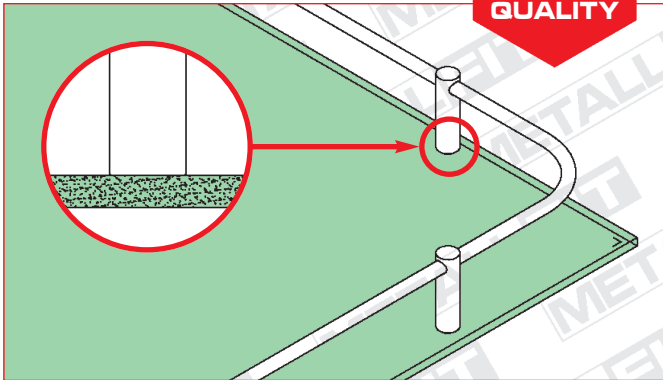
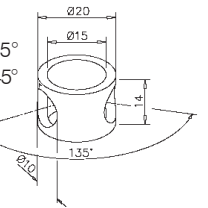
for centre bracket / für Mittelstütze
 pour support traversant / voor middensteun
 Art.Nr.
 11.0691.010.22



for elbow bracket 90° / für Eckstütze 90°
 pour raccord d'angle 90° / voor hoeksteun 90°
 Art.Nr.
 11.0692.010.22

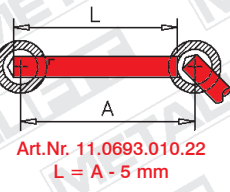
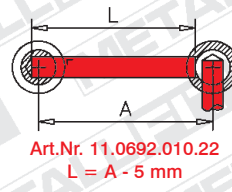

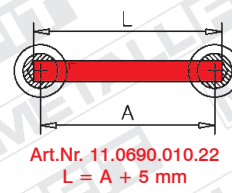
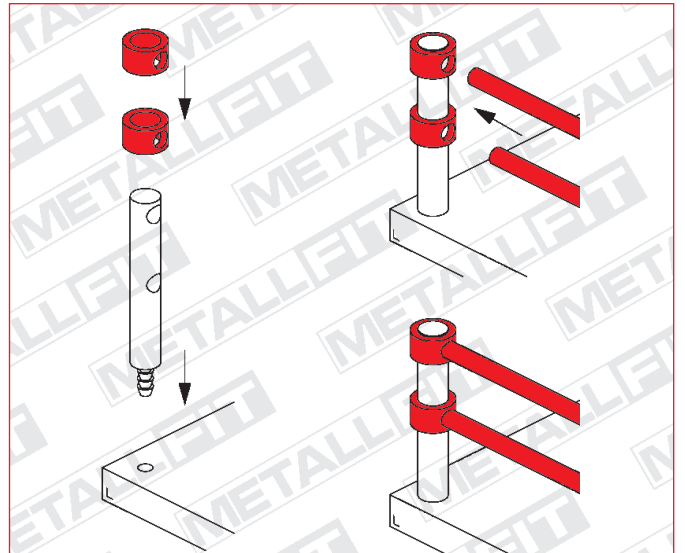


for elbow bracket 45° / für Eckstütze 45°
 pour raccord d'angle 45° / voor hoeksteun 45°
 Art.Nr.
 11.0693.010.22



Glass-metal glue 50 g, with activator 10 ml
 Glas-Metall Klebstoff 50 g, mit Aktivator 10 ml
 Colle verre-métal 50g, avec activateur 10 ml
 Glas-metaal lijm 50g, met activator 10 ml

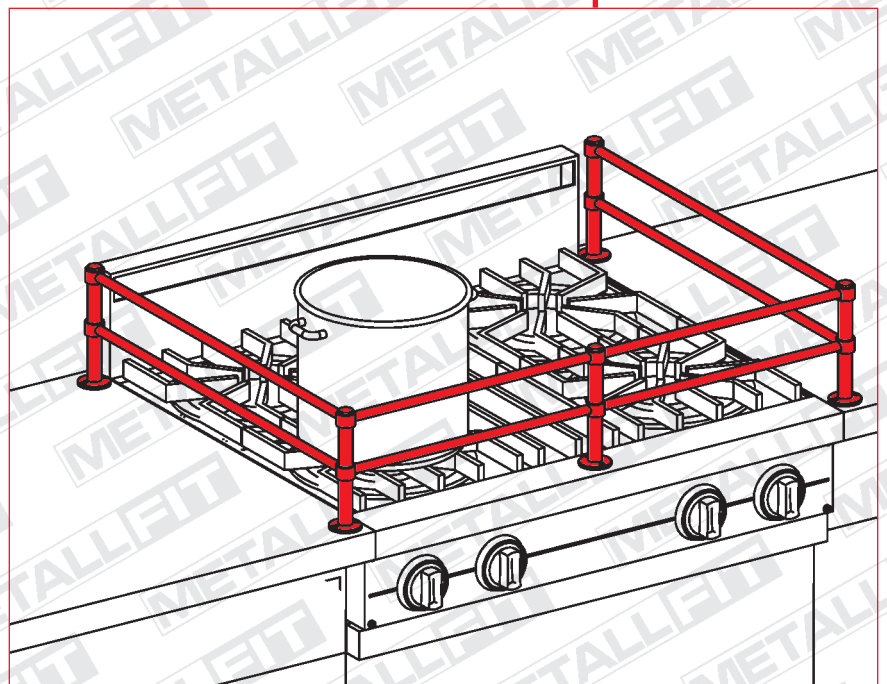
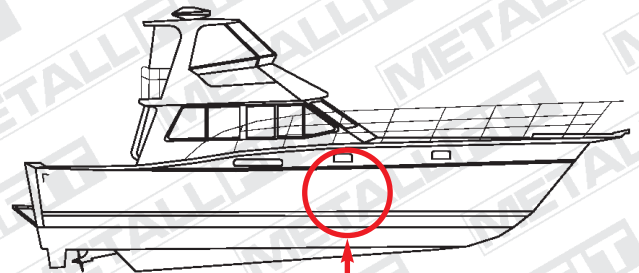

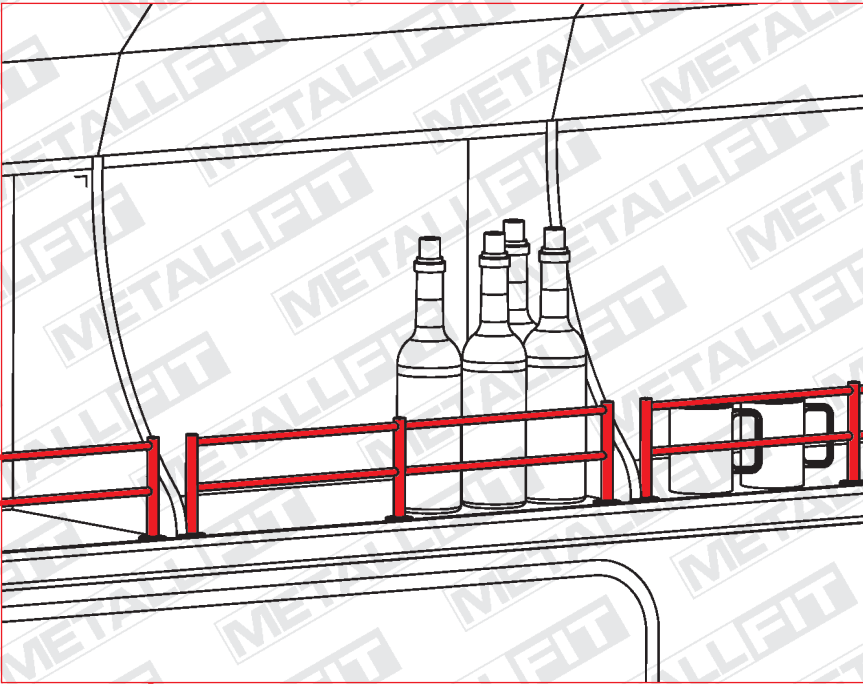
Art.Nr.
 19.1370.000.00



	Zintec Zinkdruckguss Zamak Zamack	+	
	Stainless steel Edelstahl Inox RVS	+	



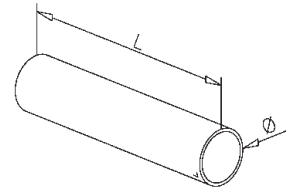
Examples





Inner tube
Innenrohr
Tube insert en acier
Binnen buis

Art.Nr.	Ø	L*	
12.8911.025.00	22,5	pro lfm.	●
12.8911.038.00	35,0	pro lfm.	●
12.8911.050.00	48,0	pro lfm.	●



* up to max. 2,5 m / bis max. 2,5 m /
longueur max. 2,5 m / tot max. 2,5 m

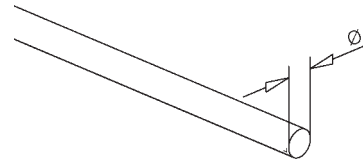
5



Rod / Stab / Barre / Staf

Ø 6 mm

Art.Nr.	L	
11.8925.006.22	2500 mm	◆
11.8900.006.22	cutted / zugeschnitten / coupé / gezaagd	◆



Ø 10 mm

Art.Nr.	L	
11.8925.010.22	2500 mm	◆
11.8900.010.22	cutted / zugeschnitten / coupé / gezaagd	◆



Half and quarter circles, angles, S-bends or rings . . . tubes and rods are bended exactly according to your specification. Proposal inquiry see page 266 - 271.

Halbkreis, Viertelkreis, Winkelbogen, S-Bogen oder Ring . . . wir biegen Rohre und Stäbe im Rahmen der technisch kleinstmöglichen Biegeradien nach Ihren Maßangaben. Angebotsanfrage siehe Seite 266 - 271.

Demi-cercle, quart de cercle, cercle, angle ou forme en « S » . . . nous cintrons tubes et barres à la demande. Demande de devis voir page 266 - 271.

Een halve bocht, een kwart bocht, een s-bocht of een complete bocht . . . Wij buigen buizen en staf exact voor u op maat. Prijsaanvraag zie pagina 266 - 271.




Tube / Rohr / Tube / Buis
Ø 19,0 mm

Art.Nr.	L	D	
11.8925.019.22	2500 mm	1,0	
11.8900.019.22	cutted / zugeschnitten / coupé / gezaagd	1,0	

Ø 25,4 mm (1")

Art.Nr.	L	D	
11.8932.025.22	3200 mm	1,27	
11.8925.025.22	2500 mm	1,27	
11.8900.025.22	cutted / zugeschnitten / coupé / gezaagd	1,27	

Ø 38,1 mm (1,5")

Art.Nr.	L	D	
11.8932.038.22	3200 mm	1,27	
11.8925.038.22	2500 mm	1,27	
11.8900.038.22	cutted / zugeschnitten / coupé / gezaagd	1,27	

Ø 50,8 mm (2")

Art.Nr.	L	D	
11.8932.050.22	3200 mm	1,27	
11.8925.050.22	2500 mm	1,27	
11.8900.050.22	cutted / zugeschnitten / coupé / gezaagd	1,27	

Ø 76,2 mm (3")

Art.Nr.	L	D	
11.8925.076.22	2500 mm	1,5	
11.8900.076.22	cutted / zugeschnitten / coupé / gezaagd	1,5	

Ø 101,6 mm (4")

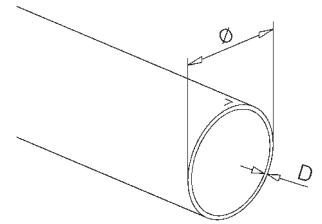
Art.Nr.	L	D	
11.8925.101.22	2500 mm	1,5	
11.8900.101.22	cutted / zugeschnitten / coupé / gezaagd	1,5	

Ø 129,0 mm

Art.Nr.	L	D	
11.8915.129.22	1500 mm	1,5	
11.8900.129.22	cutted / zugeschnitten / coupé / gezaagd	1,5	

Ø 168,3 mm

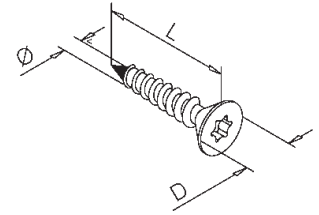
Art.Nr.	L	D	
11.8915.168.22	1500 mm	2,0	
11.8900.168.22	cutted / zugeschnitten / coupé / gezaagd	2,0	




Wood screw, Torx, brass effect (50 pieces)

Holzschraube, Torx, Messingeffekt (50 Stück)
 Vis à bois, Torx, aspect laiton (50 pièces)
 Hout Schroef, Torx, Messing look (50 stuks)

Art.Nr.	Ø	D	L
93.0119.316.22	3	5,7	16
93.0119.416.22	4	7,5	16
93.0119.516.22	5	9,5	16
93.0119.525.22	5	9,5	25

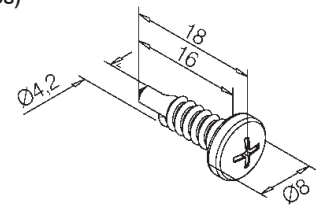


5


Self drilling cross recessed pan head screw, brass effect (50 pieces)

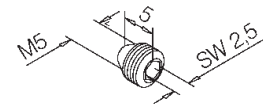
Blechschaube selbstschneidend, Messingeffekt (50 Stück)
 Vis autotaraudeuse, aspect laiton (50 pièces)
 Zelfborende metaalschroef, Messing look (50 stuks)

Art.Nr.
19.0010.000.22


Hexagon socket set screw, brass effect (10 pieces)

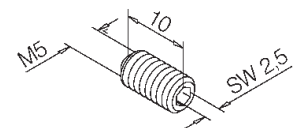
Madenschraube, Messingeffekt (10 Stück)
 Vis de blocage, aspect laiton (10 pièces)
 Inbusschroef, Messing look (10 stuks)

Art.Nr.
93.0400.505.22


Hexagon socket set screw, brass effect (10 pieces)

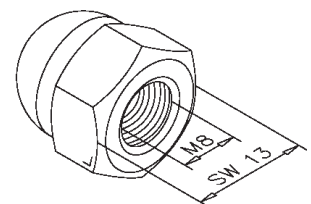
Madenschraube, Messingeffekt (10 Stück)
 Vis de blocage, aspect laiton (10 pièces)
 Inbusschroef, Messing look (10 stuks)

Art.Nr.
93.0400.510.22


Cap nut, brass effect (4 pieces)

Hutmutter, Messingeffekt (4 Stück)
 Ecrou borgne, aspect laiton (4 pièces)
 Dopmoer, Messing look (4 stuks)

Art.Nr.
93.0500.800.22

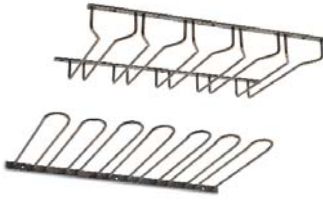




6

Antique design
Antik-Design
Design aspect vieilli
Antiek design

Footrail brackets / Fußlaufstützen
Supports repose-pieds / Voetsteunen*Page / Seite / Page / Pagina***242**Handrail brackets / Handlaufstützen
Supports main-courante / Leuninghouder*Page / Seite / Page / Pagina***243**Flush angles / Rohrverbinder
Raccords / Buisverbinders*Page / Seite / Page / Pagina***244**Posts and adapters / Rohrhalter und Adapter
Supports et adaptateurs / Steunen en adapters*Page / Seite / Page / Pagina***246**Flanges / Flansche
Embases / Flenzen*Page / Seite / Page / Pagina***248**Ball tops and end caps / Endkugeln und -kappen
Boutons d'ornement et embouts / Eindbollen en -kappen*Page / Seite / Page / Pagina***249**

Glass racks / Gläserhalter
Supports à verres / Glazenhouder*Page / Seite / Page / Pagina***250**Bar accessories / Thekenzubehör
Accessoires pour bars / Bar toebehoren*Page / Seite / Page / Pagina***251****6**

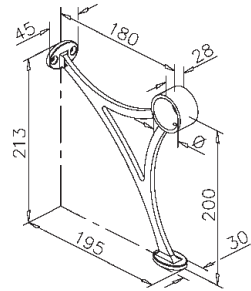
Mini rail - System

*Page / Seite / Page / Pagina***252**Tubes and rods / Rohre und Stäbe
Tubes et barres / Buis en Staf*Page / Seite / Page / Pagina***253**Mounting parts and accessories / Befestigungsmaterial und Zubehör
Éléments de fixation et accessoires / Montagemateriaal en toebehoren*Page / Seite / Page / Pagina***254 | 275**



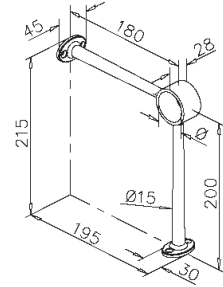
Footrail bracket
Fußlaufstütze
Support repose-pied
Voetsteun

Art.Nr.	Ø	
11.0101.038.13	38,1 (1,5")	●



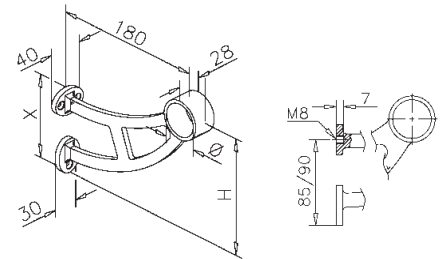
Footrail bracket
Fußlaufstütze
Support repose-pied
Voetsteun

Art.Nr.	Ø	
11.0104.038.13	38,1 (1,5")	●



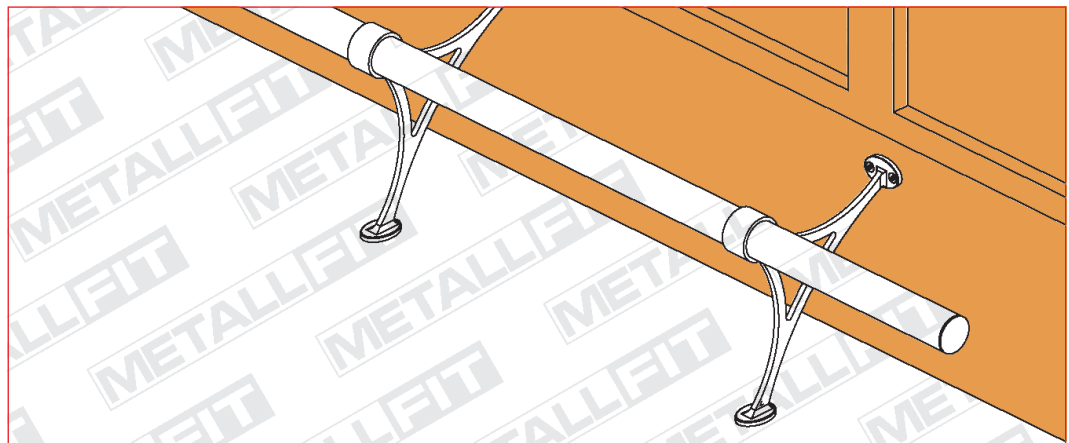
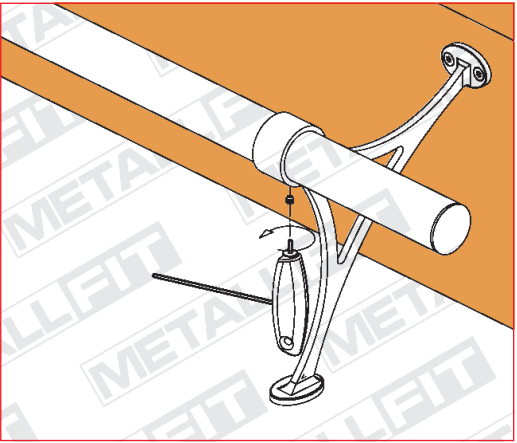
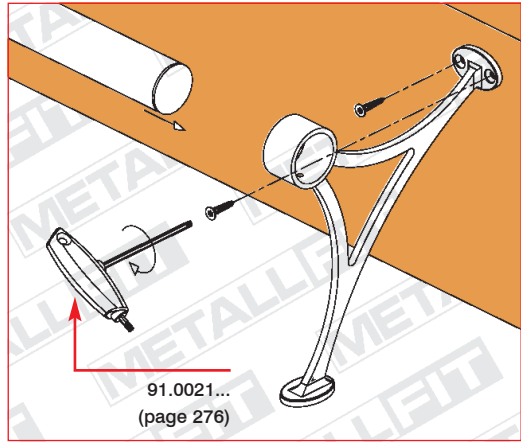
Footrail bracket
Fußlaufstütze
Support repose-pied
Voetsteun

Art.Nr.	Ø	H	X	
11.0102.038.13	38,1 (1,5")	140	100	●



6

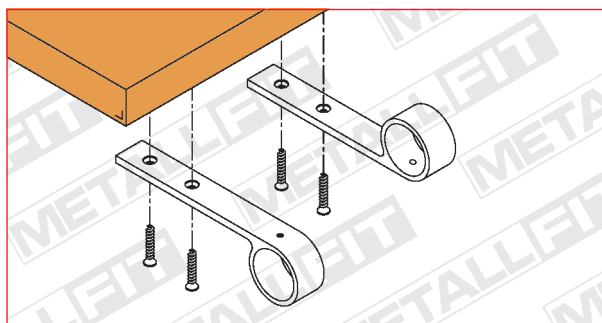
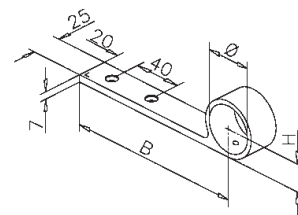
Adjustable footrail brackets see page 22
Variable Fußlaufstützen siehe Seite 22
Supports repose-pieds ajustable voir page 22
Variabele voetsteunen zie pagina 22





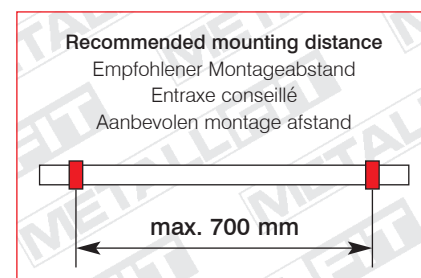
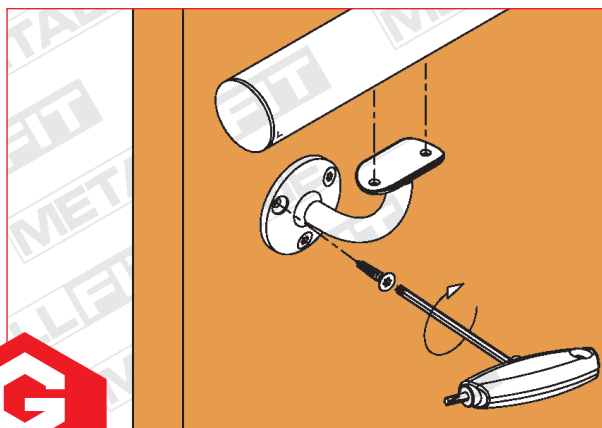
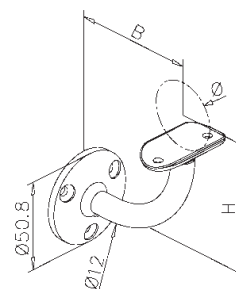
Handrail bracket
Handlaufstütze
Support main-courante
Leuninghouder

Art.Nr.	Ø	H	B	
11.0105.038.13	38,1 (1,5")	23	130	●



Handrail bracket
Handlaufstütze
Support main-courante
Leuninghouder

Art.Nr.	Ø	H	B	
11.0111.038.13	38,1 (1,5")	75	70	●



Recommended mounting distance
Empfohlener Montageabstand
Entraxe conseillé
Aanbevolen montage afstand

max. 700 mm

● Zintec / Zinkdruckguss / Zamak / Zamack

● Stainless steel / Edelstahl / Inox / RVS

● Brass / Messing / Laiton / Messing

Slight changes in the colour of the surface of „Antique design“ articles are possible for production reasons!

Leichte Farbabweichungen in der Oberfläche „Antik-Design“ sind produktionsbedingt möglich!

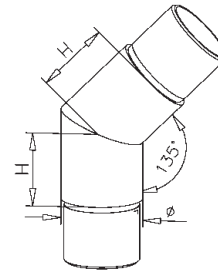
La finition „Design aspect vieilli“ peut légèrement varier suivant les pièces.

Kleine kleurafwijkingen in het decor „Antiek design“ zijn op grond van de productie mogelijk!



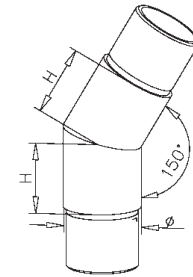
Flush angle 45°
Rohrverbinder 45°
Raccord 45°
Hoekfitting 45°

Art.Nr.	Ø	H	
11.0300.038.13	38,1 (1,5")	30	●



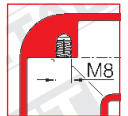
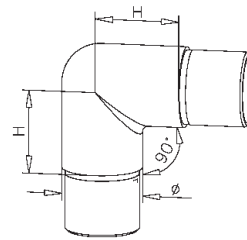
Flush angle 30°
Rohrverbinder 30°
Raccord 30°
Hoekfitting 30°

Art.Nr.	Ø	H	
11.0311.038.13	38,1 (1,5")	35	●



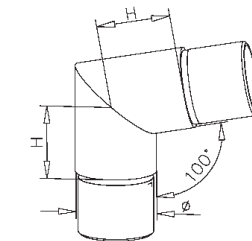
Flush elbow 90°
Rohrverbinder 90°
Raccord 90°
Kniefitting 90°

Art.Nr.	Ø	H	
11.0303.025.13	25,4 (1")	25	●
11.0303.038.13	38,1 (1,5")	30	●



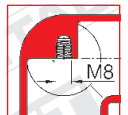
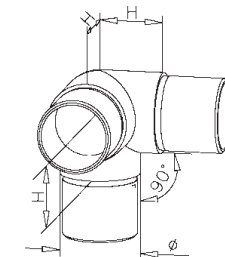
Flush angle 80°
Rohrverbinder 80°
Raccord 80°
Hoekfitting 80°

Art.Nr.	Ø	H	
11.0312.038.13	38,1 (1,5")	35	●



Flush elbow 90° + 1 outlet 90°
Rohrverbinder 90° + 1 Abzw. 90°
Raccord coude 90° + 1 départ 90°
Kniefitting 90° + 1 uitg. 90°

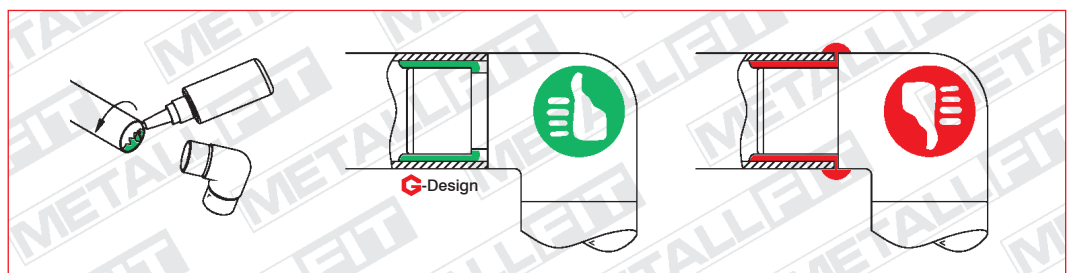
Art.Nr.	Ø	H	
11.0304.025.13	25,4 (1")	25	●
11.0304.038.13	38,1 (1,5")	30	●



EXTRA-LOCK
50 ml

Metal glue
Metallkleber
Colle métal
Metaal lijm

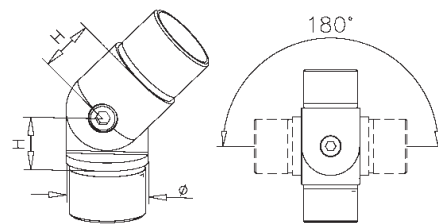
Art.Nr.
19.1330.000.00





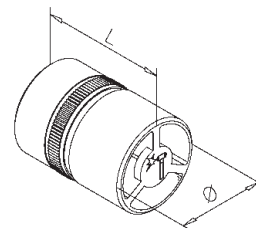
Adjustable flush angle
Rohrverbinder variabel
Raccord orientable
Verstelbare buisverbinder

Art.Nr.	Ø	H	
11.0302.038.13	38,1 (1,5")	25	●

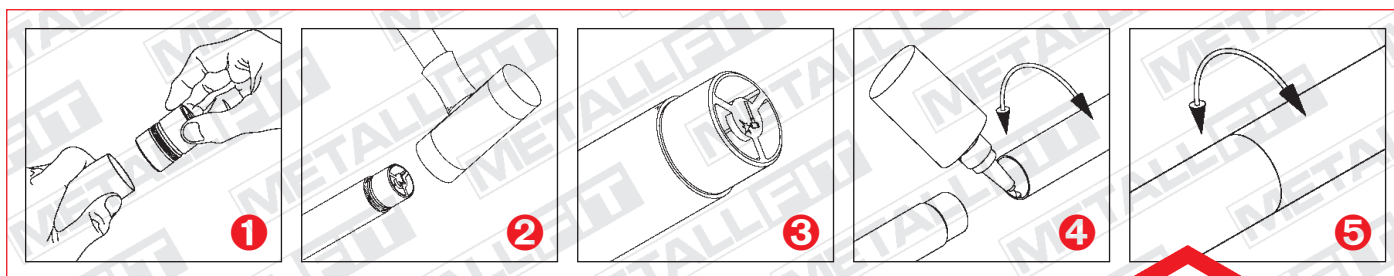


Connector, raw
Rohrverbinder, roh
Raccord de liaison, brut
Verbindingsstuk, onbewerkt

Art.Nr.	Ø	L	
11.0790.025.00	25,4 (1")	40	●
11.0790.038.00	38,1 (1,5")	50	●

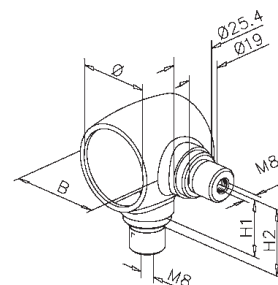


6



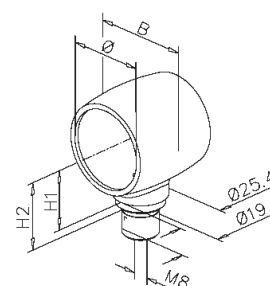
Socket elbow + 2 outlets 90°
Kugelrohrverbinder + 2 Abzw. 90°
Raccord support variable + 2 dép. 90°
Opschuifsteun + 2 uitg. 90°

Art.Nr.	Ø	H1	H2	B	
11.0216.038.13	38,1 (1,5")	30	35	Ø48	●



Socket elbow + 1 outlet 90°
Kugelrohrverbinder + 1 Abzw. 90°
Raccord support variable + 1 dép. 90°
Opschuifsteun + 1 uitg. 90°

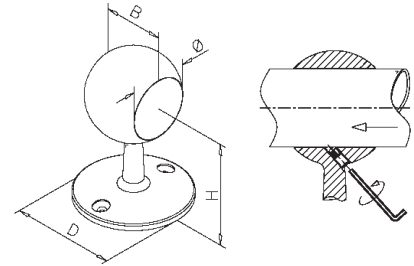
Art.Nr.	Ø	H1	H2	B	
11.0217.025.13	25,4 (1")	20	25	Ø33	●
11.0217.038.13	38,1 (1,5")	30	35	Ø48	●





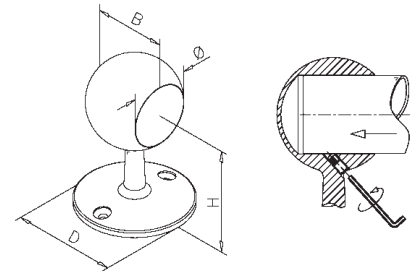
Ball centre post
Rohrhalter
Support traversant
Opschuifsteun

Art.Nr.	Ø	H	D	B	
11.0600.038.13	38,1 (1,5")	70	Ø70	40	●



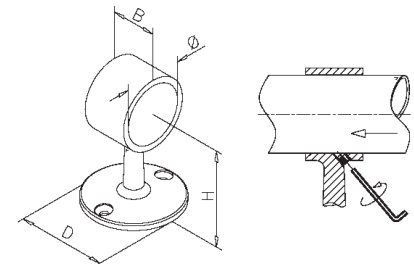
Ball end post
Rohrendhalter
Support borgne
Opschuif eindsteun

Art.Nr.	Ø	H	D	B	
11.0601.038.13	38,1 (1,5")	70	Ø70	48	●

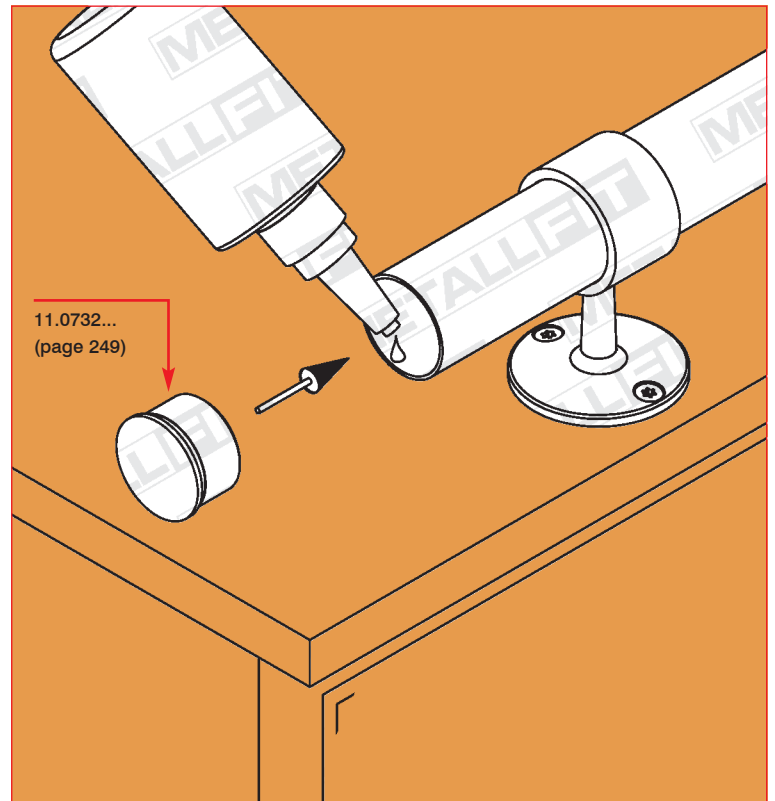
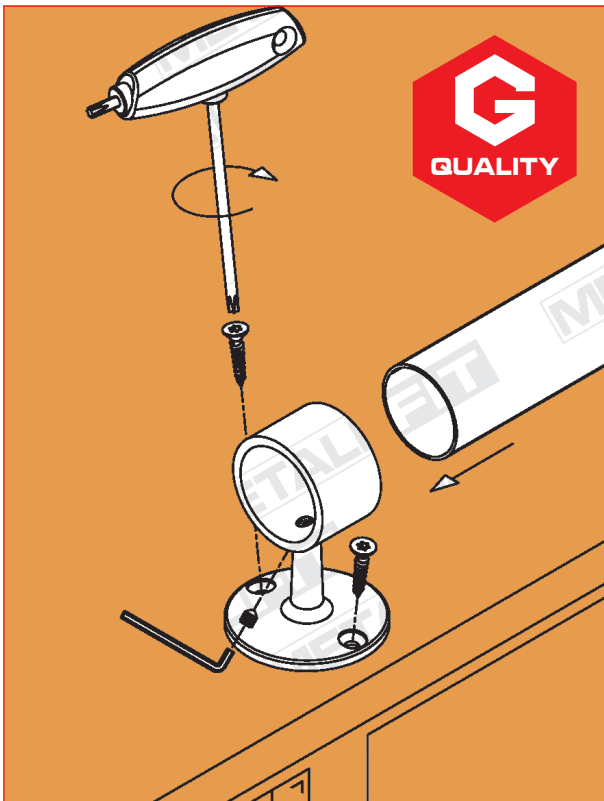


Flat centre post
Rohrhalter
Support traversant
Opschuifsteun

Art.Nr.	Ø	H	D	B	
11.0602.025.13	25,4 (1")	55	Ø45	20	●
11.0602.038.13	38,1 (1,5")	65	Ø60	28	●



6



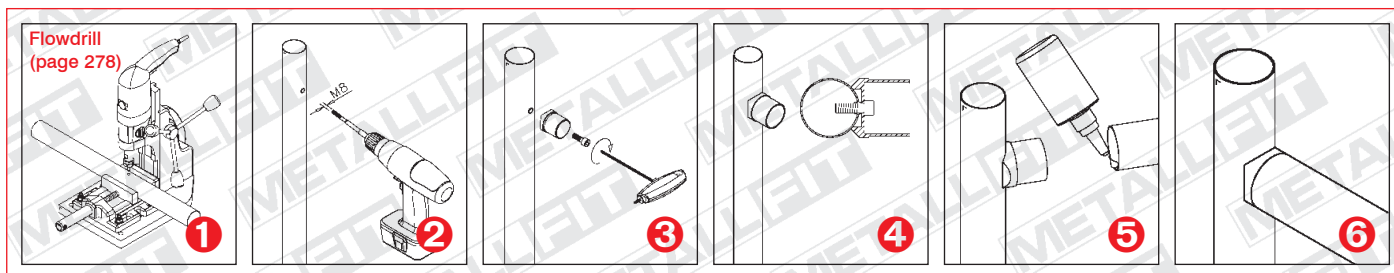
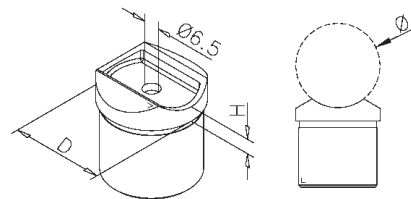
11.0732...
(page 249)



Universal fitting

Rohradapter
 Adaptateur pour tube
 Adapter voor buis

Art.Nr.	Ø	H	D
11.0727.038.13	38,1 (1,5")	6	Ø38,1 (1,5")
11.0728.025.13	25,4 (1")	3,5	Ø25,4 (1")
11.0728.038.13	38,1 (1,5")	3,5	Ø25,4 (1")



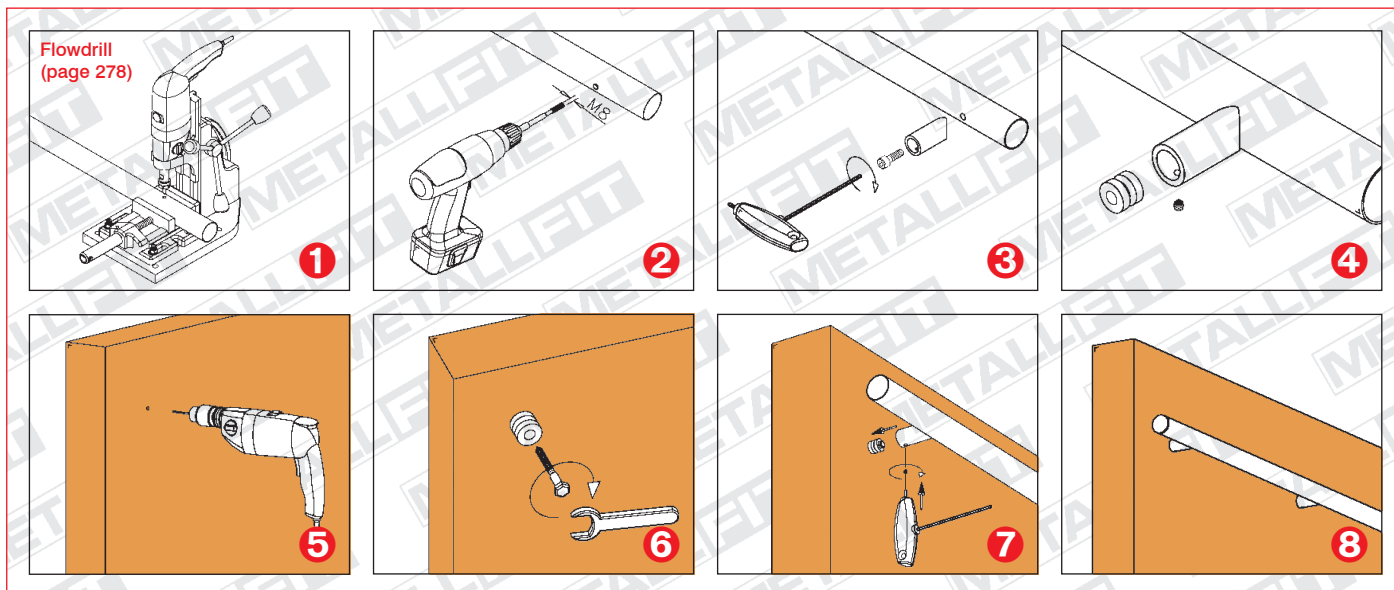
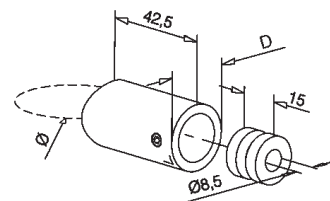
6



Flat adapter

Abstandhalter flach
 Adaptateur tube-plat
 Vlakke adapter

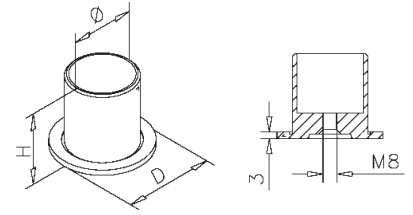
Art.Nr.	Ø	D
11.0625.038.13	38,1 (1,5")	Ø25





Tube connector
Rohrbefestigungshülse
Embase manchon
Buis bevestigingsflens

Art.Nr.	Ø	H	D	
11.0500.025.13	25,4 (1")	40	Ø40	●
11.0500.038.13	38,1 (1,5")	40	Ø50	●

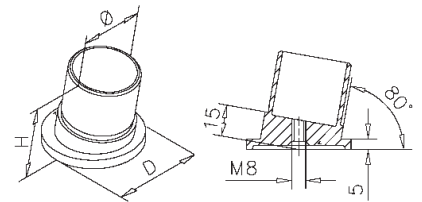


6



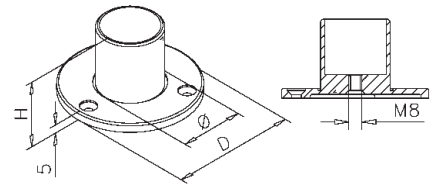
Tube connector 80°
Rohrbefestigungshülse 80°
Embase manchon 80°
Buis bevestigingsflens 80°

Art.Nr.	Ø	H	D	
11.0502.038.13	38,1 (1,5")	45	Ø50	●



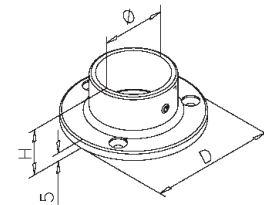
Wall and floor flange
Wand- und Bodenflansch
Embase
Muur en vloer flens

Art.Nr.	Ø	H	D	
11.0504.025.13	25,4 (1")	40	Ø52	●
11.0504.038.13	38,1 (1,5")	40	Ø75	●



Wall and floor flange
Wand- und Bodenflansch
Embase
Muur en vloer flens

Art.Nr.	Ø	H	D	
11.0505.025.13	25,4 (1")	20	Ø60	●
11.0505.038.13	38,1 (1,5")	28	Ø75	●

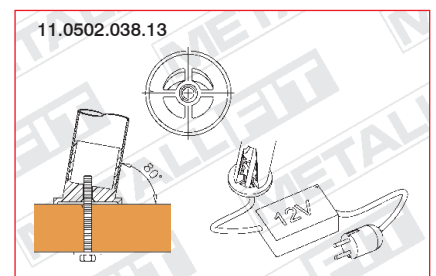
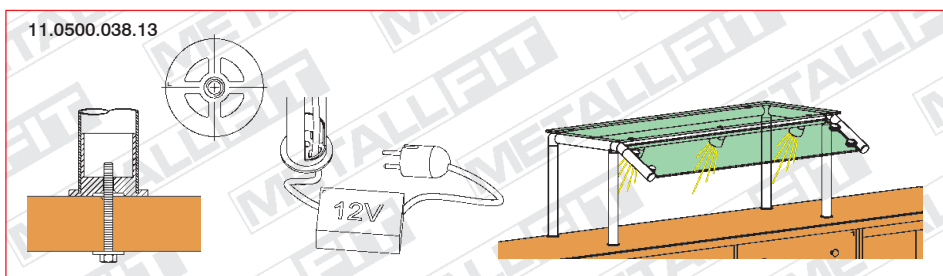
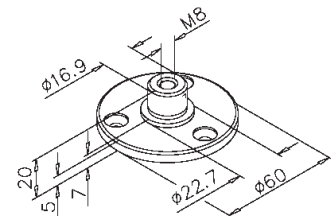


NEW DESIGN



Base flange
Innenflansch
Embase manchon
Combinatie flens

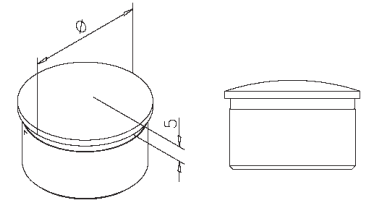
Art.Nr.	Ø	
11.0503.025.13	25,4 (1")	●





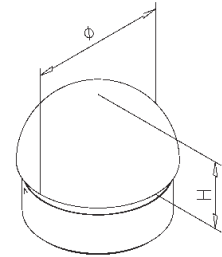
Arched end cap
 Endkappe gewölbt
 Embout bombé
 Afgeronde eindstop

Art.Nr.	Ø	
11.0729.025.13	25,4 (1")	●
11.0729.038.13	38,1 (1,5")	●



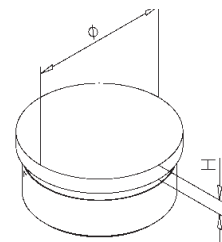
Domed end cap
 Endkappe halbrund
 Embout arrondi
 Halfronde eindstop

Art.Nr.	Ø	H	
11.0730.038.13	38,1 (1,5")	19	●



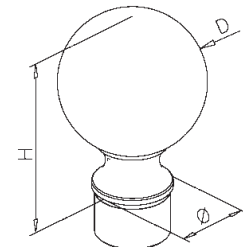
Flat end cap
 Endkappe flach
 Embout plat
 Vlakke eindstop

Art.Nr.	Ø	H	
11.0732.025.13	25,4 (1")	4	●
11.0732.038.13	38,1 (1,5")	4	●



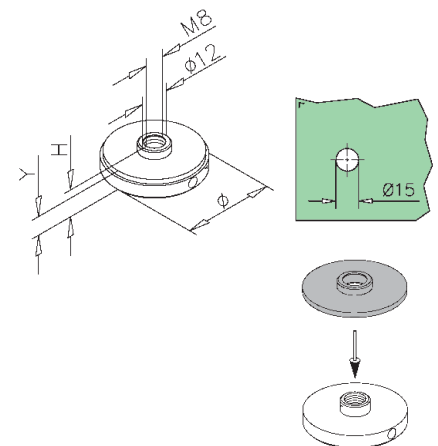
Ball top
 Endkugel
 Boule d'ornement
 Eindbol

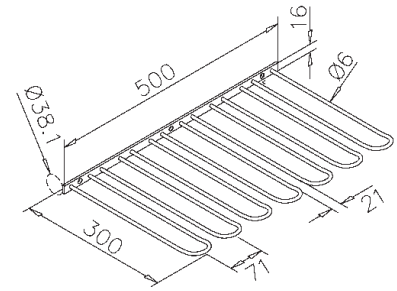
Art.Nr.	Ø	H	D	
11.0212.038.13	38,1 (1,5")	90	Ø70	●



Finial with M8
 Zier-Abschlusscheibe
 Embout de finition taraudé M8
 Sier afsluitkap

Art.Nr.	Ø	H	Y	
11.0731.038.13	38,1 (1,5")	11,5	8	●

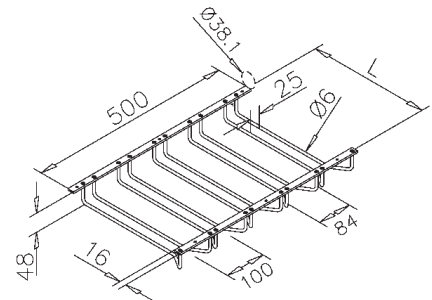





Glass rack
Gläserhalter
Ratelier à verres
Glazenhouder

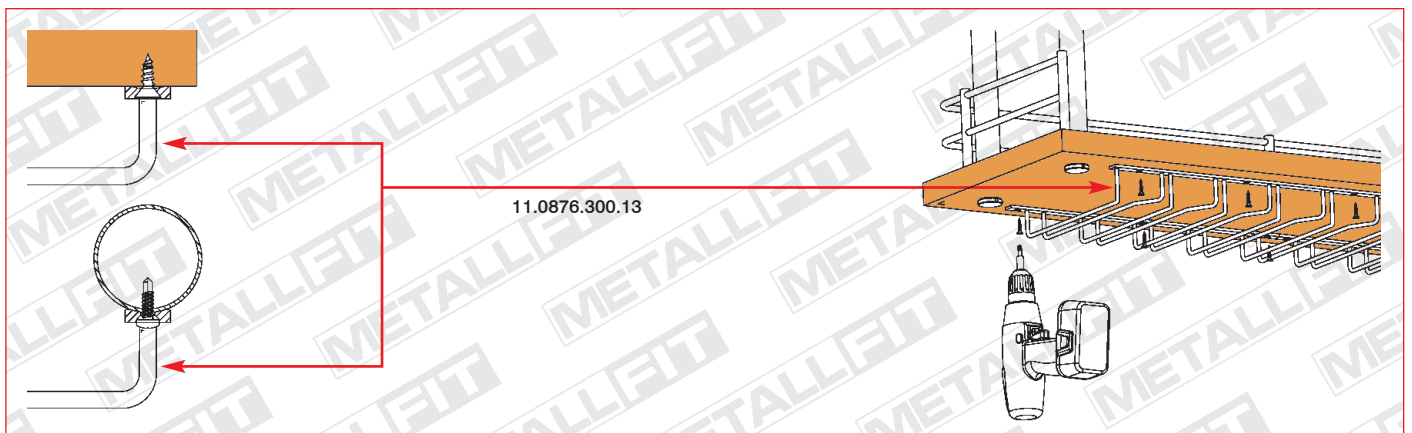
Art.Nr.	Ø
11.0875.300.13	38,1 (1,5")

6



Glass rack
Gläserhalter
Ratelier à verres
Glazenhouder

Art.Nr.	L	Ø
11.0876.300.13	300	38,1 (1,5")
11.0876.350.13	350	38,1 (1,5")

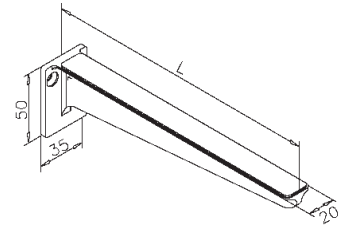




Shelf support with rubber strip

Glasplattenträger mit Gummiauflage
Support tablette avec cale caoutchouc
Glasplankdrager met rubber oplage

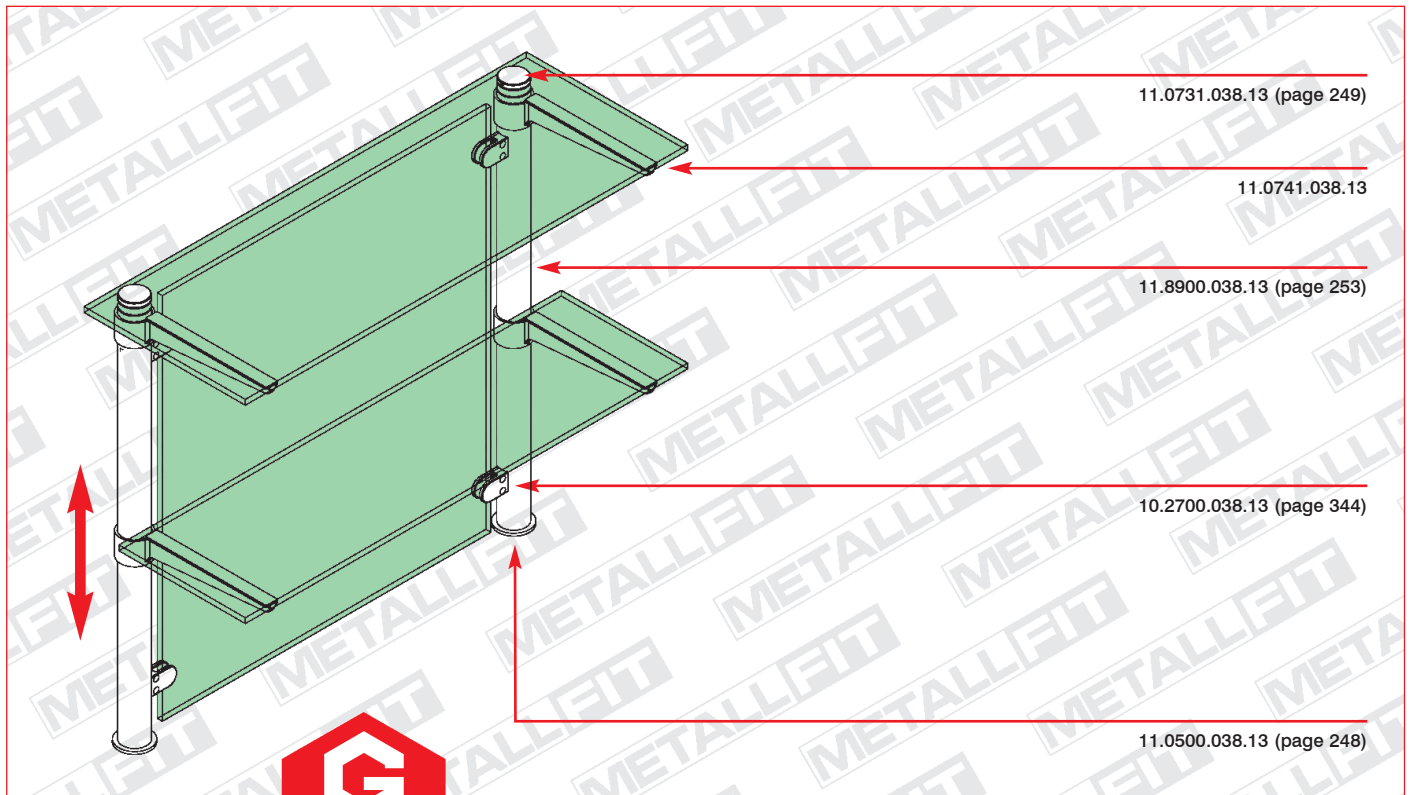
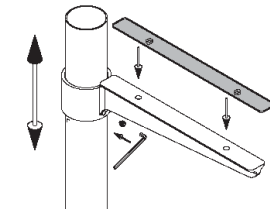
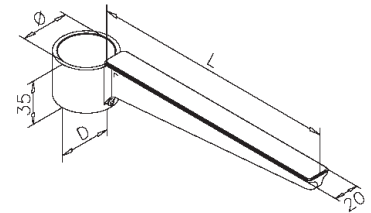
Art.Nr.	L
11.0071.000.13	200



Shelf support with rubber strip

Glasplattenträger mit Gummiauflage
Support tablette avec cale caoutchouc
Glasplankdrager met rubber oplage

Art.Nr.	Ø	D	L
11.0741.025.13	25,4 (1")	Ø32	200
11.0741.038.13	38,1 (1,5")	Ø45	200





„Mini rail - Ø 10 mm“

for mounting on wood / für Holzmontage /
fixation sur bois / voor montage op hout

„Mini rail - Ø 10 mm“

for mounting on glass / für Glasmontage /
fixation sur verre / voor montage op glas

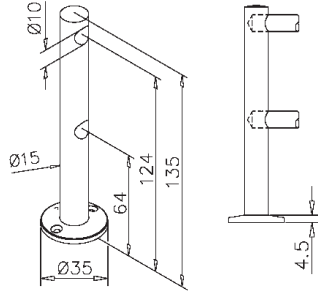
6



Double end bracket / Doppelte Endstütze
Support double borgne / Dubbele eindsteun

Art.Nr.

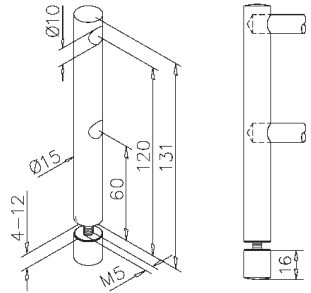
11.0655.010.13 ●



Double end bracket / Doppelte Endstütze
Support double borgne / Dubbele eindsteun

Art.Nr.

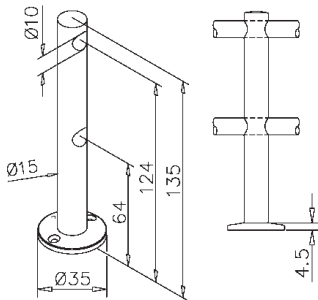
11.0685.010.13 ●



Double centre bracket / Doppelte Mittelstütze
Support double traversant / Dubbele middensteun

Art.Nr.

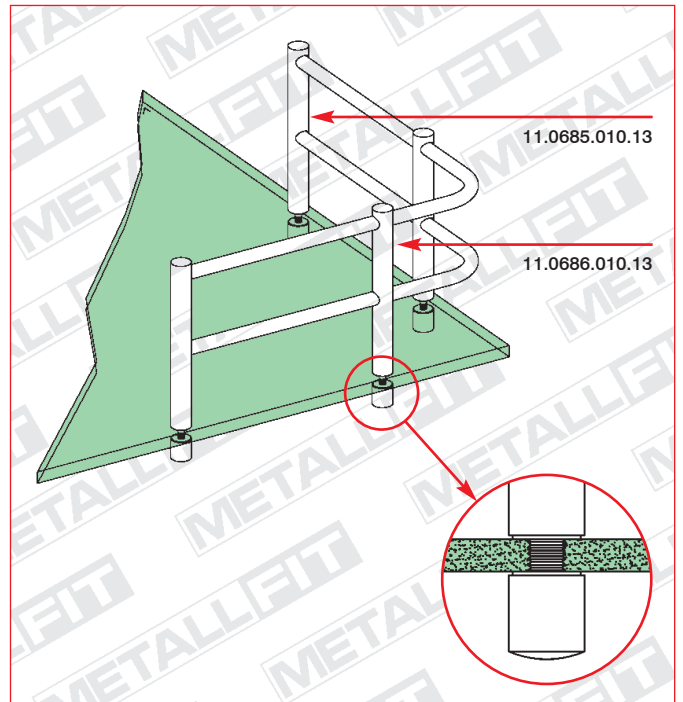
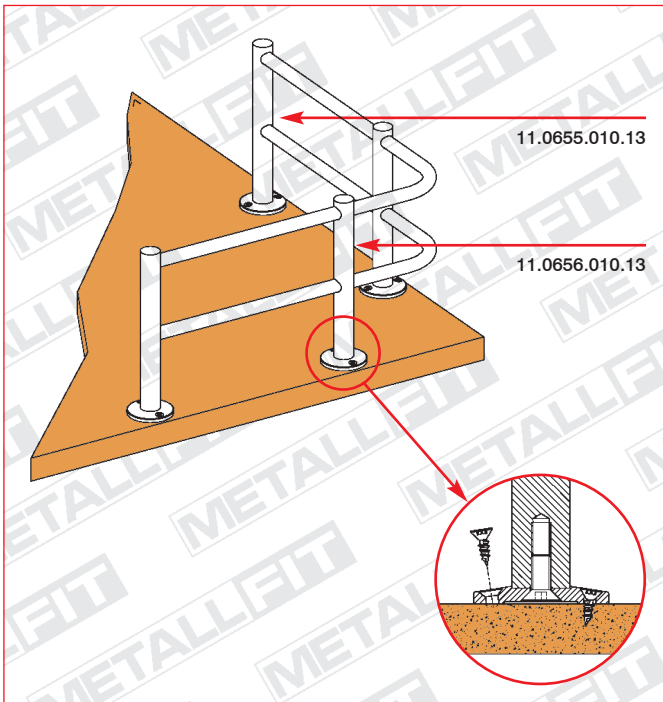
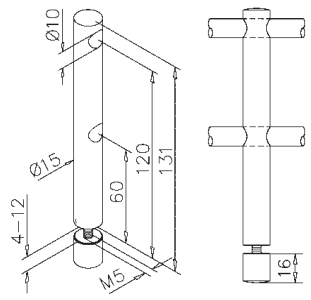
11.0656.010.13 ●



Double centre bracket / Doppelte Mittelstütze
Support double traversant / Dubbele middensteun

Art.Nr.

11.0686.010.13 ●



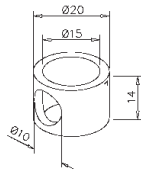
„Mini rail - Ø 10 mm“

Adapters / Adapter /
Adaptateurs / Adapter



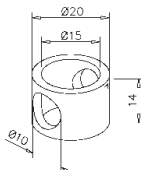
for end bracket / für Endstütze
pour support borgne / voor eindsteun

Art.Nr.
11.0690.010.13



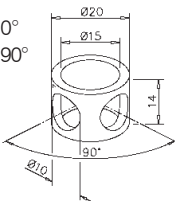
for centre bracket / für Mittelstütze
pour support traversant / voor middensteun

Art.Nr.
11.0691.010.13



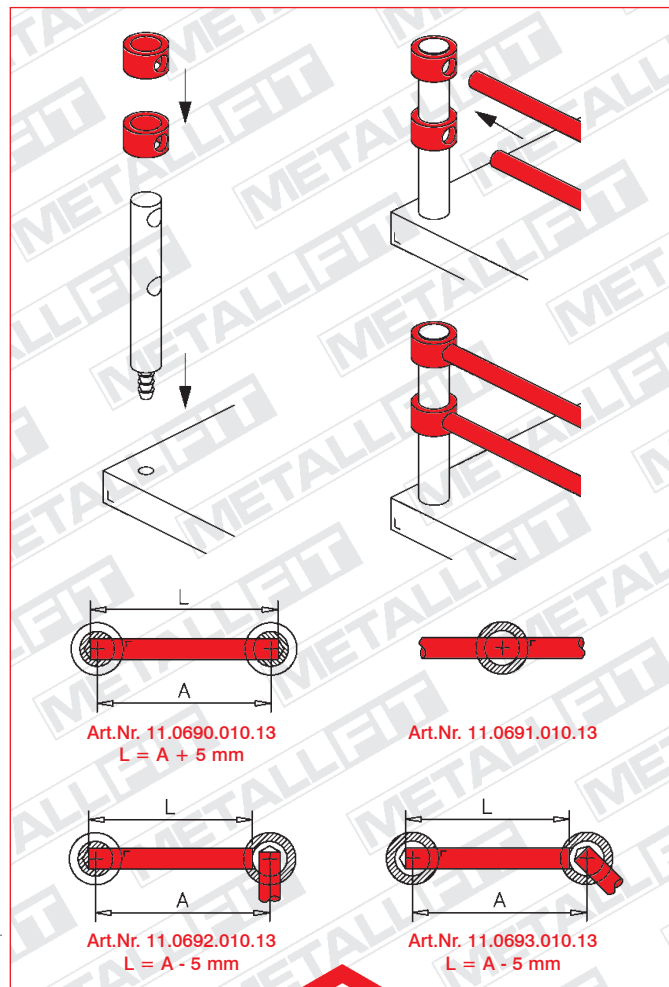
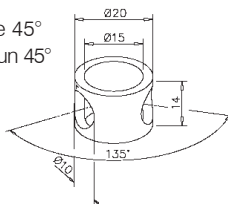
for elbow bracket 90° / für Eckstütze 90°
pour raccord d'angle 90° / voor hoeksteun 90°

Art.Nr.
11.0692.010.13



for elbow bracket 45° / für Eckstütze 45°
pour raccord d'angle 45° / voor hoeksteun 45°

Art.Nr.
11.0693.010.13



Art.Nr. 11.0690.010.13
L = A + 5 mm

Art.Nr. 11.0691.010.13

Art.Nr. 11.0692.010.13
L = A - 5 mm

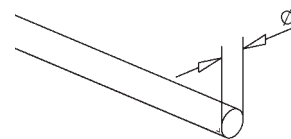
Art.Nr. 11.0693.010.13
L = A - 5 mm



Rod / Stab / Barre / Staf

Ø 10 mm

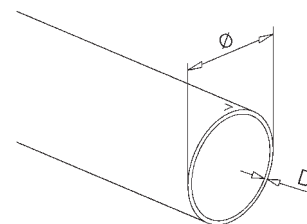
Art.Nr.	L	
11.8925.010.13	2500 mm	●
11.8900.010.13	cutted / zugeschnitten / coupé / gezaagd	●



Tube / Rohr / Tube / Buis

Ø 25,4 mm (1")

Art.Nr.	L	D	
11.0900.025.13	5000 mm	1,27	●
11.8925.025.13	2500 mm	1,27	●
11.8900.025.13	cutted / zugeschnitten / coupé / gezaagd	1,27	●



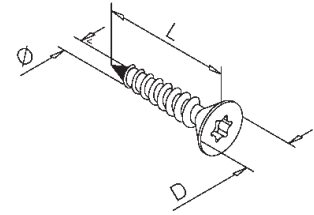
Ø 38,1 mm (1,5")

Art.Nr.	L	D	
11.0900.038.13	5000 mm	1,27	●
11.8925.038.13	2500 mm	1,27	●
11.8900.038.13	cutted / zugeschnitten / coupé / gezaagd	1,27	●


Wood screw, Torx, antique effect (50 pieces)

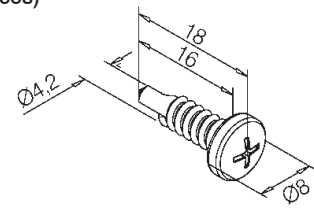
Holzschraube, Torx, Antikeffekt (50 Stück)
 Vis à bois, Torx, aspect vieilli (50 pièces)
 Hout Schroef, Torx, antiek look (50 stuks)

Art.Nr.	Ø	D	L
93.0119.316.13	3	5,7	16
93.0119.416.13	4	7,5	16
93.0119.525.13	5	9,5	25


Self drilling cross recessed pan head screw, antique effect (50 pieces)

Blechschaube selbstschneidend, Antikeffekt (50 Stück)
 Vis autotaraudeuse, aspect vieilli (50 pièces)
 Zelfborende metaalschroef, antiek look (50 stuks)

Art.Nr.
19.0010.000.13

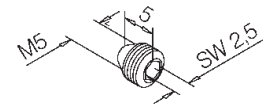


6


Hexagon socket set screw, antique effect (10 pieces)

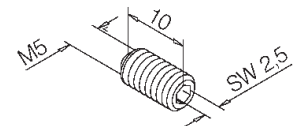
Madenschraube, Antikeffekt (10 Stück)
 Vis de blocage, aspect vieilli (10 pièces)
 Inbusschroef, antiek look (10 stuks)

Art.Nr.
93.0400.505.13


Hexagon socket set screw, antique effect (10 pieces)

Madenschraube, Antikeffekt (10 Stück)
 Vis de blocage, aspect vieilli (10 pièces)
 Inbusschroef, antiek look (10 stuks)

Art.Nr.
93.0400.510.13





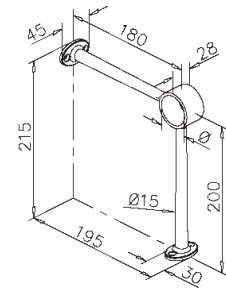
7

Copper design
Kupfer-Design
Design aspect cuivre
Roodkoper design



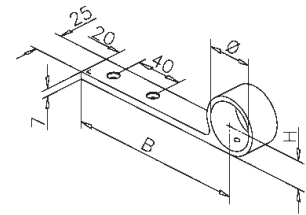
Footrail bracket
Fußlaufstütze
Support repose-pied
Voetsteun

Art.Nr.	Ø
11.0104.038.24	38,1 (1,5")



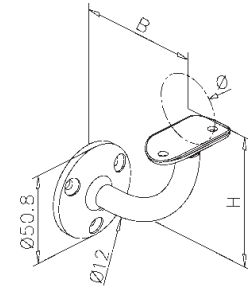
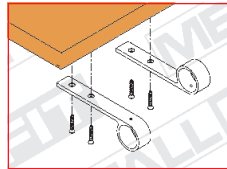
Handrail bracket
Handlaufstütze
Support main-courante
Leuninghouder

Art.Nr.	Ø	H	B
11.0105.038.24	38,1 (1,5")	23	130



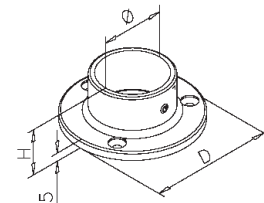
Handrail bracket
Handlaufstütze
Support main-courante
Leuninghouder

Art.Nr.	Ø	H	B
11.0111.038.24	38,1 (1,5")	75	70



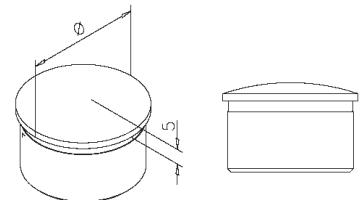
Wall and floor flange
Wand- und Bodenflansch
Embase
Muur en vloer flens

Art.Nr.	Ø	H	D
11.0505.038.24	38,1 (1,5")	28	Ø75



Arched end cap
Endkappe gewölbt
Embout bombé
Afgeronde eindstop

Art.Nr.	Ø
11.0729.038.24	38,1 (1,5")



Zintec / Zinkdruckguss / Zamak / Zamack

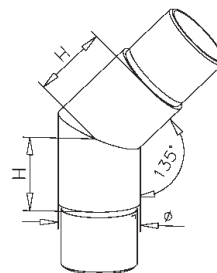


Copper / Kupfer / Cuivre / Roodkoper



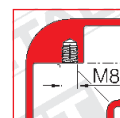
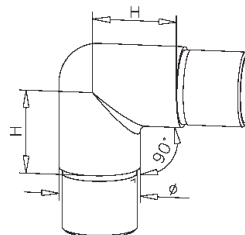
Flush angle 45°
Rohrverbinder 45°
Raccord 45°
Hoekfitting 45°

Art.Nr.	Ø	H	
11.0300.038.24	38,1 (1,5")	30	●



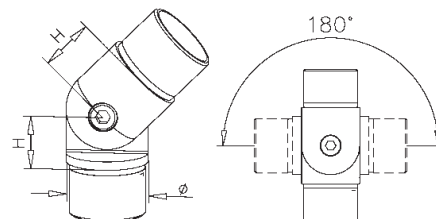
Flush elbow 90°
Rohrverbinder 90°
Raccord 90°
Kniefitting 90°

Art.Nr.	Ø	H	
11.0303.038.24	38,1 (1,5")	30	●



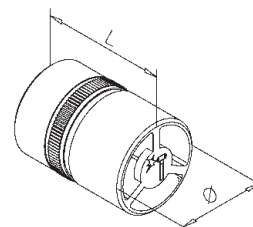
Adjustable flush angle
Rohrverbinder variabel
Raccord orientable
Verstelbare buisverbinder

Art.Nr.	Ø	H	
11.0302.038.24	38,1 (1,5")	25	●



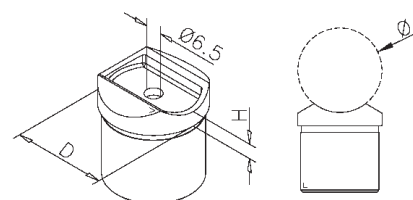
Connector, raw
Rohrverbinder, roh
Raccord de liaison, brut
Verbindingsstuk, onbewerkt

Art.Nr.	Ø	L	
11.0790.038.00	38,1 (1,5")	50	●



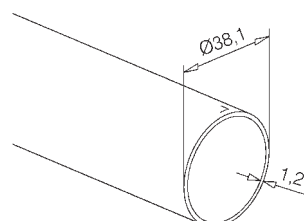
Universal fitting
Rohradapter
Adaptateur pour tube
Adapter voor buis

Art.Nr.	Ø	H	D	
11.0727.038.24	38,1 (1,5")	6	Ø38,1 (1,5")	●



Tube, Ø 38,1 mm (1,5")
Rohr, Ø 38,1 mm (1,5")
Tube, Ø 38,1 mm (1,5")
Buis, Ø 38,1 mm (1,5")

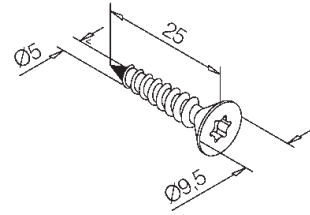
Art.Nr.	L	
11.0900.038.24	5000 mm	●
11.8925.038.24	2500 mm	●
11.8900.038.24	cutted / zugeschnitten / coupé / gezaagd	●





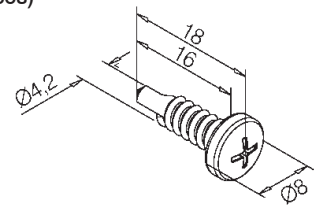
Wood screw, Torx, copper effect (50 pieces)
 Holzschraube, Torx, Kupfereffekt (50 Stück)
 Vis à bois, Torx, aspect cuivre (50 pièces)
 Hout Schroef, Torx, Roodkoper look (50 stuks)

Art.Nr.
 93.0119.525.24



Self drilling cross recessed pan head screw, copper effect (50 pieces)
 Blechschraube selbstschneidend, Kupfereffekt (50 Stück)
 Vis autotaraudeuse, aspect cuivre (50 pièces)
 Zelfborende metaalschroef, Roodkoper look (50 stuks)

Art.Nr.
 19.0010.000.24

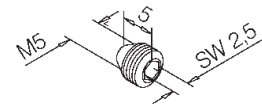


7



Hexagon socket set screw, copper effect (10 pieces)
 Madenschraube, Kupfereffekt (10 Stück)
 Vis de blocage, aspect cuivre (10 pièces)
 Inbusschroef, Roodkoper look (10 stuks)

Art.Nr.
 93.0400.505.24





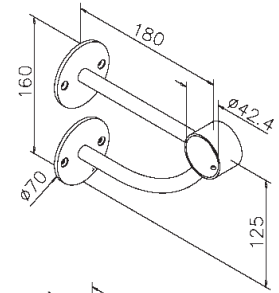
Wrought iron design
Schmiedeeisen-Design
Design en fer forgé
Smeedijzer design

Ø 42,4 mm
round / rund / rond / rond



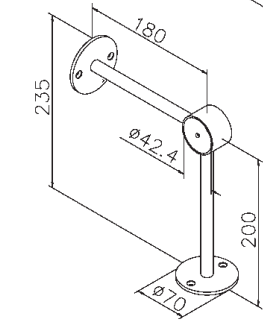
Footrail bracket
Fußlaufstütze
Support repose-pied
Voetsteun

Art.Nr.	Ø
19.0102.042.38	42,4



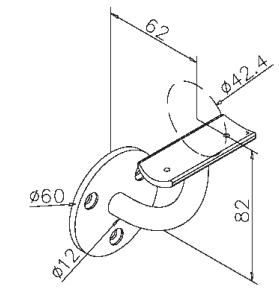
Footrail bracket
Fußlaufstütze
Support repose-pied
Voetsteun

Art.Nr.	Ø
19.0104.042.38	42,4



Handrail bracket
Handlaufstütze
Support main-courante
Leuninghouder

Art.Nr.	Ø
19.0111.042.38	42,4



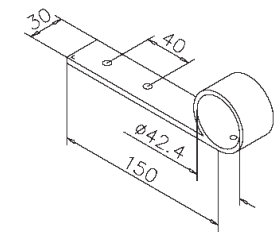
Recommended mounting distance
Empfohlener Montageabstand
Entraxe conseillé
Aanbevolen montage afstand

max. 700 mm



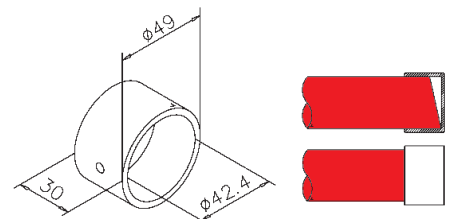
Handrail bracket
Handlaufstütze
Support main-courante
Leuninghouder

Art.Nr.	Ø
19.0105.042.38	42,4



Flat end cap
Endkappe flach
Embout plat
Vlakke eindstop

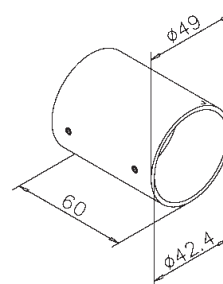
Art.Nr.	Ø
19.0736.042.38	42,4





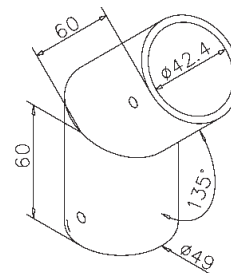
Connector
 Rohrverbinder
 Raccord de liaison
 Verbindingsstuk

Art.Nr.	Ø
19.0790.042.38	42,4



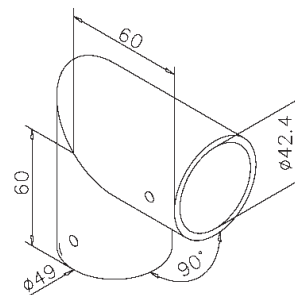
Flush angle 45°
 Rohrverbinder 45°
 Raccord 45°
 Hoekfitting 45°

Art.Nr.	Ø
19.0300.042.38	42,4



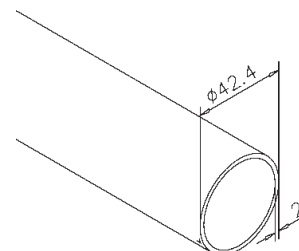
Flush elbow 90°
 Rohrverbinder 90°
 Raccord 90°
 Kniefitting 90°

Art.Nr.	Ø
19.0302.042.38	42,4



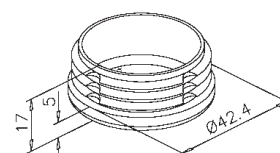
Tube, Ø 42,4 mm
 Rohr, Ø 42,4 mm
 Tube, Ø 42,4 mm
 Buis, Ø 42,4 mm

Art.Nr.	L
19.8925.042.38	2500 mm
19.8900.042.38	cutted / zugeschnitten / coupé / gezaagd



Nylon end cap for tube Ø 42,4 mm
 Kunststoff-Endkappe Rohr-Ø 42,4 mm
 Embout PVC pour tube Ø 42,4 mm
 Kunststof eindkap voor buis Ø 42,4 mm

Art.Nr.	Ø
18.0100.042.00	42,4

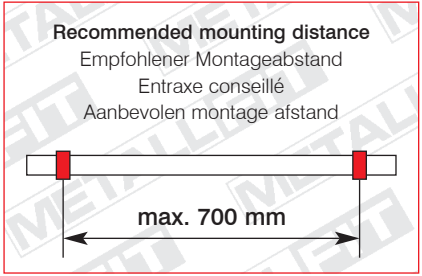
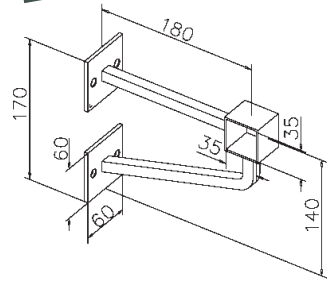


□ 35 mm
square / vierkant / carré / vierkant



Footrail bracket
Fußlaufstütze
Support repose-pied
Voetsteun

Art.Nr.	□
19.0102.353.38	35

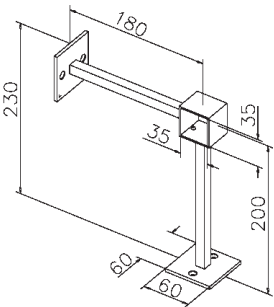


8



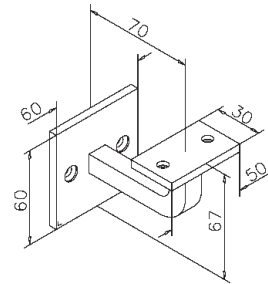
Footrail bracket
Fußlaufstütze
Support repose-pied
Voetsteun

Art.Nr.	□
19.0104.353.38	35



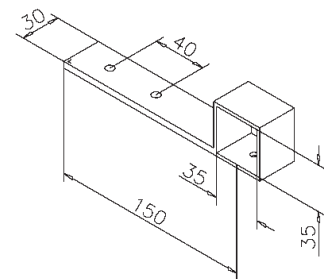
Handrail bracket
Handlaufstütze
Support main-courante
Leuninghouder

Art.Nr.	□
19.0111.353.38	35



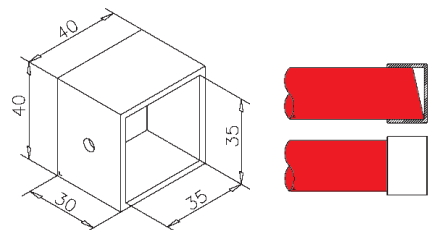
Handrail bracket
Handlaufstütze
Support main-courante
Leuninghouder

Art.Nr.	□
19.0105.353.38	35



Flat end cap
Endkappe flach
Embout plat
Vlakke eindstop

Art.Nr.	□
19.0736.353.38	35

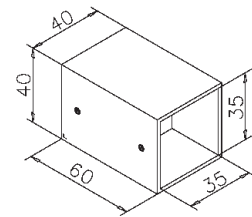




Connector

Rohrverbinder
Raccord de liaison
Verbindingsstuk

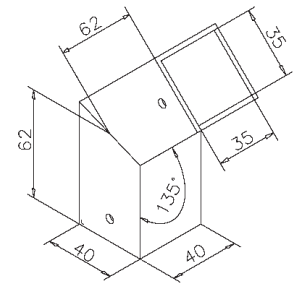
Art.Nr.	□
19.0790.353.38	35



Flush angle 45°

Rohrverbinder 45°
Raccord 45°
Hoekfitting 45°


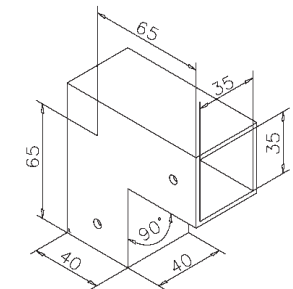
Art.Nr.	□
19.0300.353.38	35



Flush elbow 90°

Rohrverbinder 90°
Raccord 90°
Kniefitting 90°

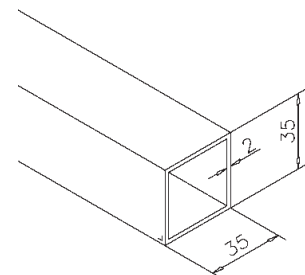
Art.Nr.	□
19.0302.353.38	35



Square tube, 35 x 35 x 2 mm

Vierkantröhr, 35 x 35 x 2 mm
Tube carré, 35 x 35 x 2 mm
Vierkant buis, 35 x 35 x 2 mm

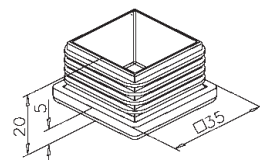
Art.Nr.	L
19.8925.353.38	2500 mm
19.8900.353.38	cutted / zugeschnitten / coupé / gezaagd



Nylon end cap for square tube

Kunststoff-Endkappe für Vierkantröhr
Embout PVC pour tube carré
Kunststof eindkap voor vierkant buis

Art.Nr.	□
18.0100.035.00	35

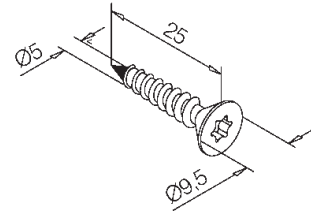


**Wood screw, Torx, wrought iron effect (50 pieces)**

Holzschraube, Torx, Schmiedeeisen-Effekt (50 Stück)
Vis à bois, Torx, aspect fer forgé (50 pièces)
Hout Schroef, Torx, smeedijzer look (50 stuks)

Art.Nr.

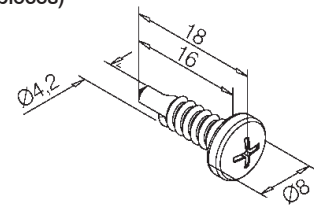
93.0119.525.38

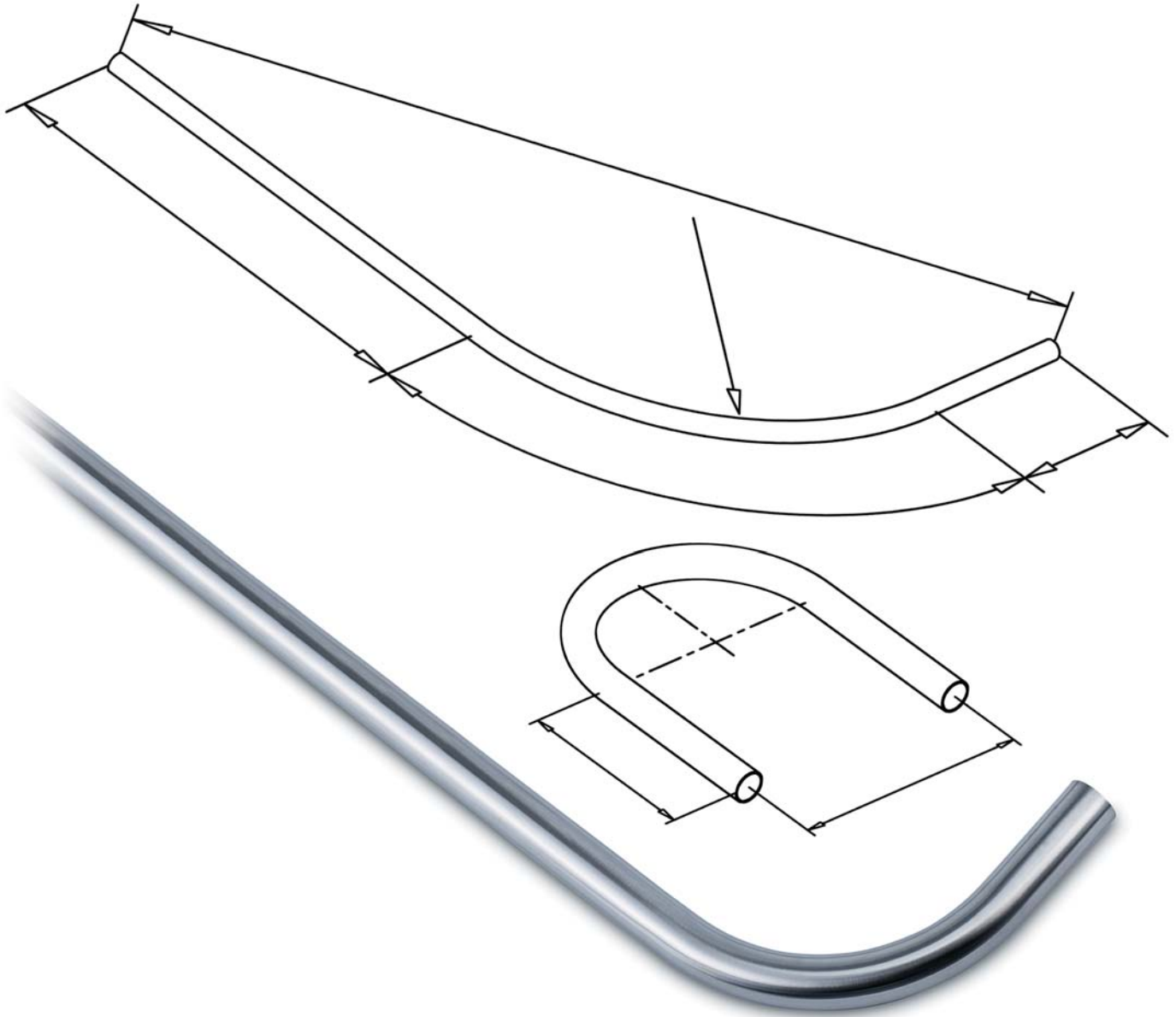
**Self drilling cross recessed pan head screw, wrought iron effect (50 pieces)**

Blehschraube selbstschneidend, Schmiedeeisen-Effekt (50 Stück)
Vis autotaraudeuse, aspect fer forgé (50 pièces)
Zelfborende metaalschroef, smeedijzer look (50 stuks)

Art.Nr.

19.0010.000.38





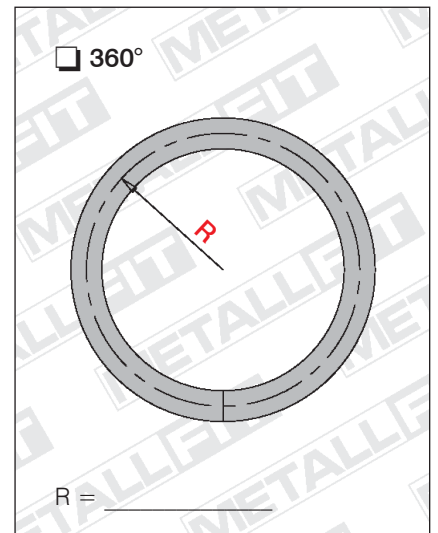
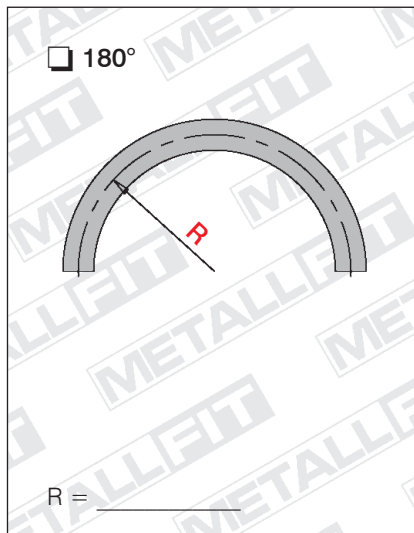
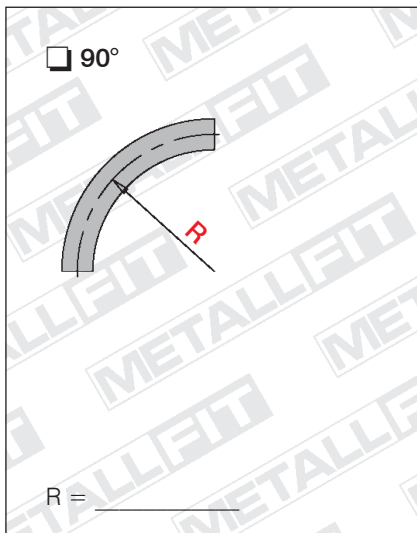
Bending
Biegen
Cintrage
Buigen



		Stainless steel Edelstahl Inox RVS	Chrome Chrom Chrome Chroom	Brass Messing Laiton Messing	Antique Antik Vieilli Antiek	Wrought iron Schmiedeeisen Fer forgé Smeedijzer	Copper Kupfer Cuivre Roodkoper	Radius R
●	Ø 6 mm	<input type="checkbox"/>	<input type="checkbox"/>	<input type="checkbox"/>				200 - . . . mm
●	Ø 10 mm	<input type="checkbox"/>	<input type="checkbox"/>	<input type="checkbox"/>	<input type="checkbox"/>			200 - . . . mm
○	Ø 19,0 mm	<input type="checkbox"/>	<input type="checkbox"/>	<input type="checkbox"/>				250 - . . . mm
○	Ø 25,4 mm	<input type="checkbox"/>	<input type="checkbox"/>	<input type="checkbox"/>	<input type="checkbox"/>			250 - . . . mm
○	Ø 38,1 mm	<input type="checkbox"/>	<input type="checkbox"/>	<input type="checkbox"/>	<input type="checkbox"/>		<input type="checkbox"/>	250 - . . . mm
○	Ø 42,4 mm					<input type="checkbox"/>		500 - . . . mm
○	Ø 50,8 mm	<input type="checkbox"/>	<input type="checkbox"/>	<input type="checkbox"/>				500 - . . . mm
□	35 x 35 mm	<input type="checkbox"/>				<input type="checkbox"/>		1000 - . . . mm

9

Pieces / Stückzahl / Quantité / Aantal:



Sender / Absender / Client / Afzender

Name / Name / Nom / Naam

Telephone / Telefon / Téléphone / Telefoon

Company / Firma / Société / Firma

Fax / Telefax / Fax / Telefax

Street / Straße, Nr. / N°. Rue / Straat, no.

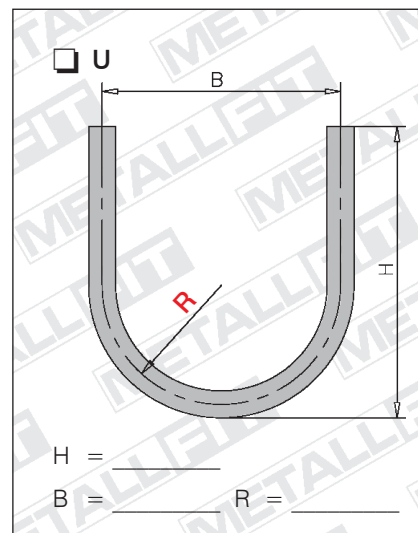
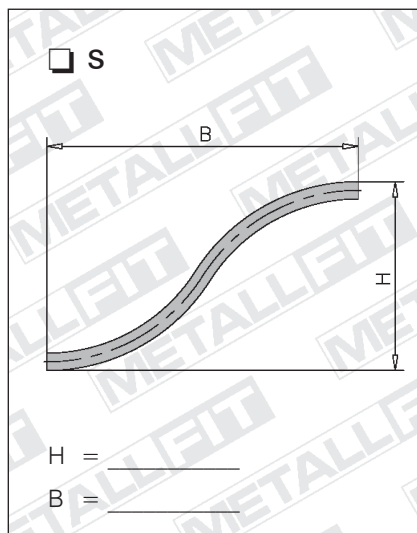
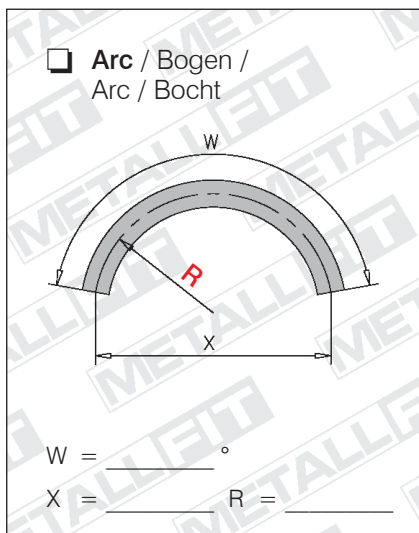
E-Mail

Postcode, town / PLZ, Ort / Code postal, Ville / Postcode, plaats



	Stainless steel Edelstahl Inox RVS	Chrome Chrom Chrome Chroom	Brass Messing Laiton Messing	Antique Antik Vieilli Antiek	Wrought iron Schmiedeeisen Fer forgé Smeedijzer	Copper Kupfer Cuivre Roodkoper	Radius R
● Ø 6 mm	<input type="checkbox"/>	<input type="checkbox"/>	<input type="checkbox"/>				200 - ... mm
● Ø 10 mm	<input type="checkbox"/>	<input type="checkbox"/>	<input type="checkbox"/>	<input type="checkbox"/>			200 - ... mm
○ Ø 19,0 mm	<input type="checkbox"/>	<input type="checkbox"/>	<input type="checkbox"/>				250 - ... mm
○ Ø 25,4 mm	<input type="checkbox"/>	<input type="checkbox"/>	<input type="checkbox"/>	<input type="checkbox"/>			250 - ... mm
○ Ø 38,1 mm	<input type="checkbox"/>	<input type="checkbox"/>	<input type="checkbox"/>	<input type="checkbox"/>		<input type="checkbox"/>	250 - ... mm
○ Ø 42,4 mm					<input type="checkbox"/>		500 - ... mm
○ Ø 50,8 mm	<input type="checkbox"/>	<input type="checkbox"/>	<input type="checkbox"/>				500 - ... mm
□ 35 x 35 mm	<input type="checkbox"/>				<input type="checkbox"/>		1000 - ... mm

Pieces / Stückzahl / Quantité / Aantal:



Sender / Absender / Client / Afzender

Name / Name / Nom / Naam

Telephone / Telefon / Téléphone / Telefoon

Company / Firma / Société / Firma

Fax / Telefax / Fax / Telefax

Street / Straße, Nr. / N°, Rue / Straat, no.

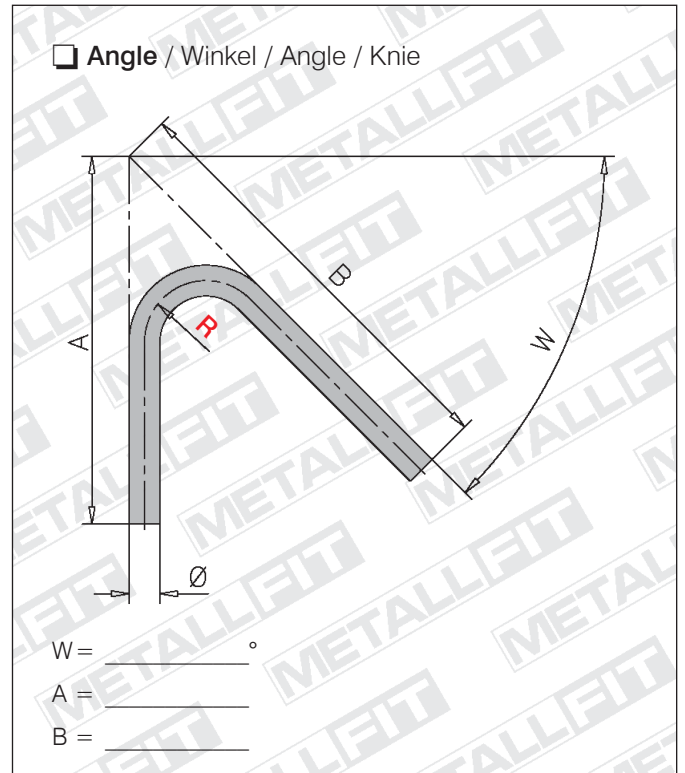
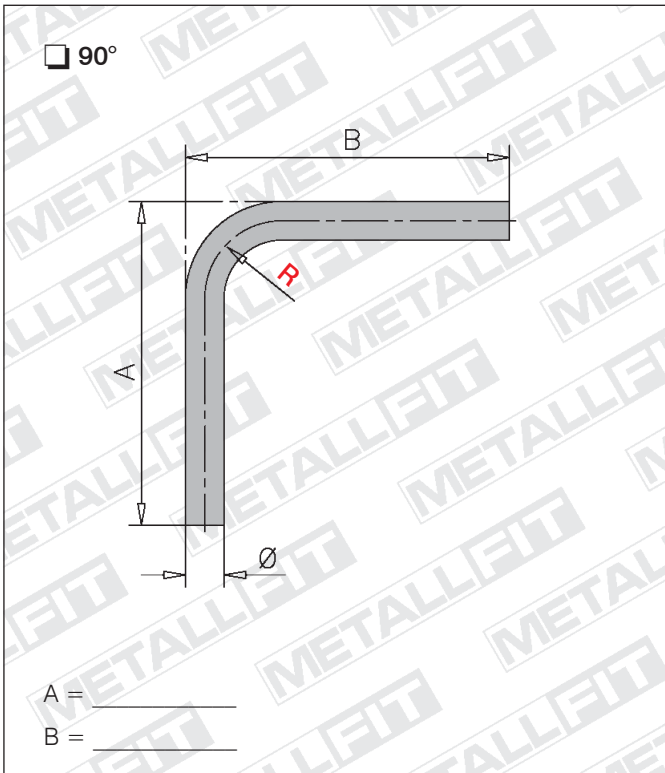
E-Mail

Postcode, town / PLZ, Ort / Code postal, Ville / Postcode, plaats



	Stainless steel Edelstahl Inox RVS	Antique Antik Vieilli Antiek	Copper Kupfer Cuivre Roodkoper	Radius R
<input type="checkbox"/> Ø 38,1 mm	<input type="checkbox"/>	<input type="checkbox"/>	<input type="checkbox"/>	76,2 mm
<input type="checkbox"/> Ø 50,8 mm	<input type="checkbox"/>			101,6 mm

Pieces / Stückzahl / Quantité / Aantal:



Sender / Absender / Client / Afzender

Name / Name / Nom / Naam

Company / Firma / Société / Firma

Street / Straße, Nr. / N°. Rue / Straat, no.

Postcode, town / PLZ, Ort / Code postal, Ville / Postcode, plaats

Telephone / Telefon / Téléphone / Telefoon

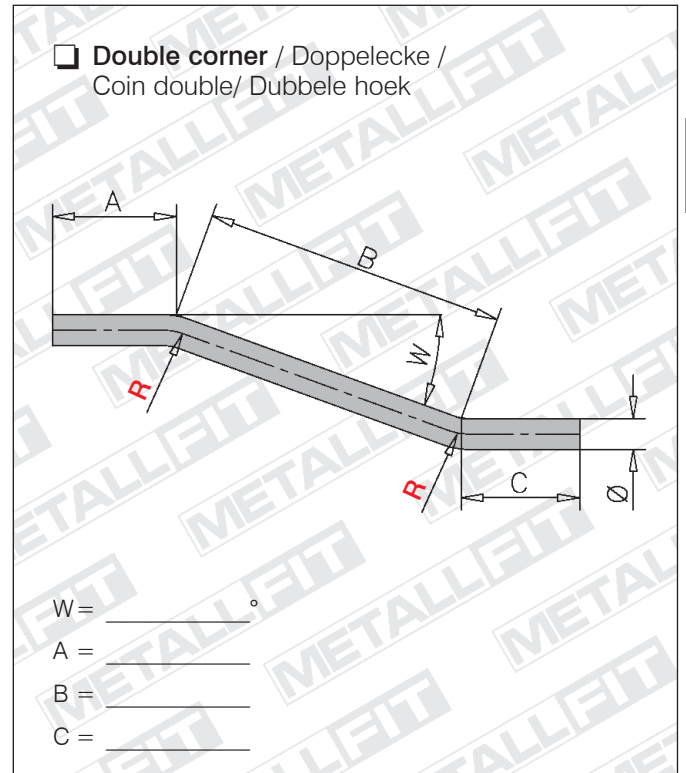
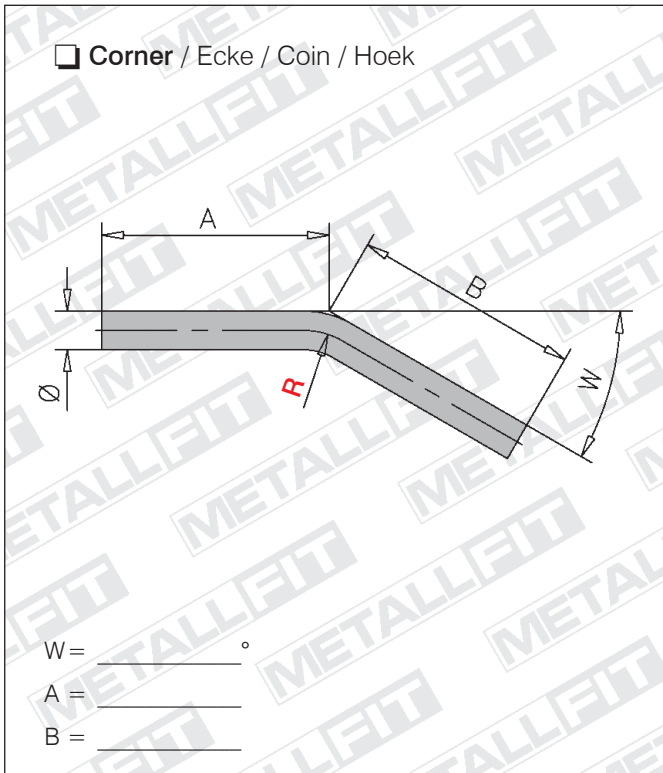
Fax / Telefax / Fax / Telefax

E-Mail



	Stainless steel Edelstahl Inox RVS	Antique Antik Vielli Antiek	Copper Kupfer Civre Roodkoper	Radius R
<input type="checkbox"/> Ø 38,1 mm	<input type="checkbox"/>	<input type="checkbox"/>	<input type="checkbox"/>	76,2 mm
<input type="checkbox"/> Ø 50,8 mm	<input type="checkbox"/>			101,6 mm

Pieces / Stückzahl / Quantité / Aantal:



Sender / Absender / Client / Afzender

Name / Name / Nom / Naam

Company / Firma / Société / Firma

Street / Straße, Nr. / N°, Rue / Straat, no.

Postcode, town / PLZ, Ort / Code postal, Ville / Postcode, plaats

Telephone / Telefon / Téléphone / Telefoon

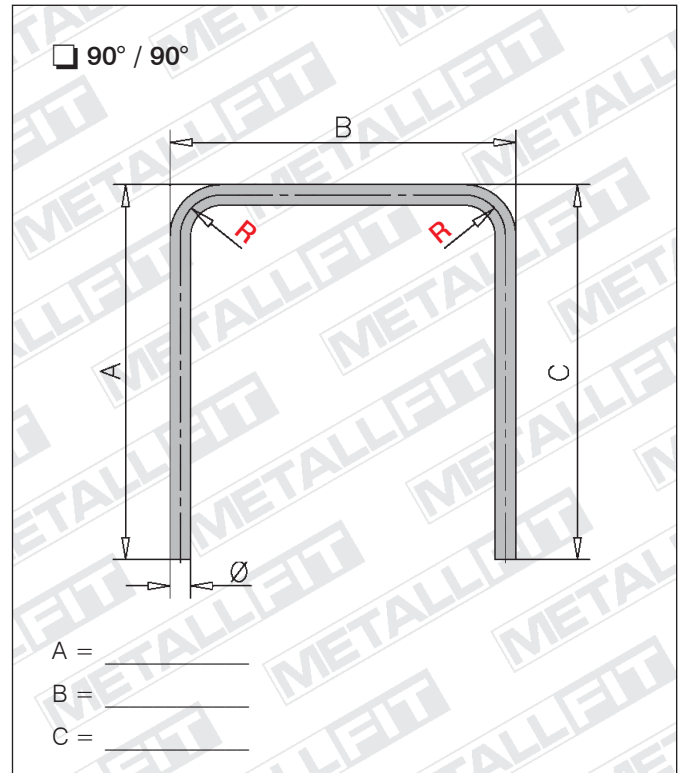
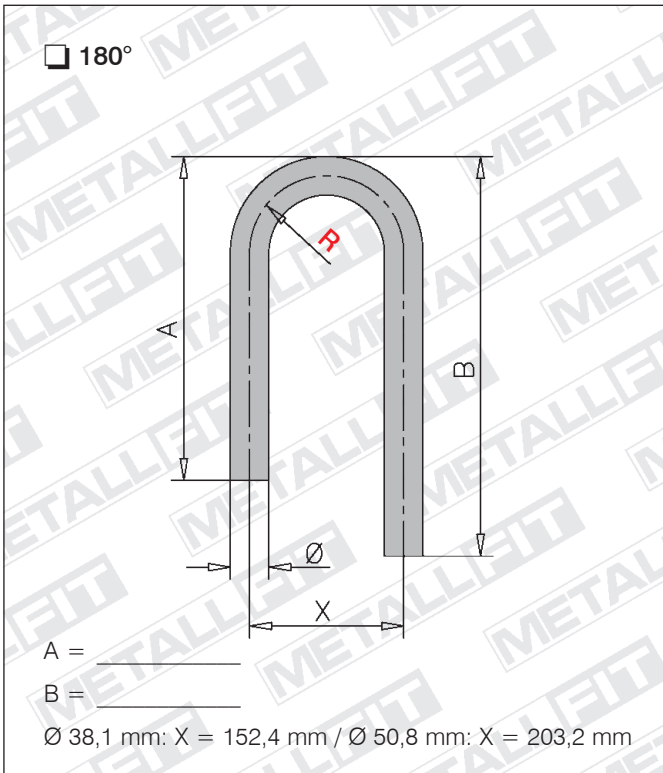
Fax / Telefax / Fax / Telefax

E-Mail



	Stainless steel Edelstahl Inox RVS	Antique Antik Vieilli Antiek	Copper Kupfer Cuivre Roodkoper	Radius R
<input type="checkbox"/> Ø 38,1 mm	<input type="checkbox"/>	<input type="checkbox"/>	<input type="checkbox"/>	76,2 mm
<input type="checkbox"/> Ø 50,8 mm	<input type="checkbox"/>			101,6 mm

Pieces / Stückzahl / Quantité / Aantal:



Sender / Absender / Client / Afzender

Name / Name / Nom / Naam

Company / Firma / Société / Firma

Street / Straße, Nr. / N°. Rue / Straat, no.

Postcode, town / PLZ, Ort / Code postal, Ville / Postcode, plaats

Telephone / Telefon / Téléphone / Telefoon

Fax / Telefax / Fax / Telefax

E-Mail



Stainless steel

Edelstahl
 Inox
 RVS

Ø 25,4 mm

Ø 38,1 mm

Ø 50,8 mm

Pieces / Stückzahl / Quantité / Aantal:

left
 links
 gauche
 links

right
 rechts
 droite
 rechts

D = _____
 W = _____ °
 H = _____

Sender / Absender / Client / Afzender

Name / Name / Nom / Naam

Telephone / Telefon / Téléphone / Telefoon

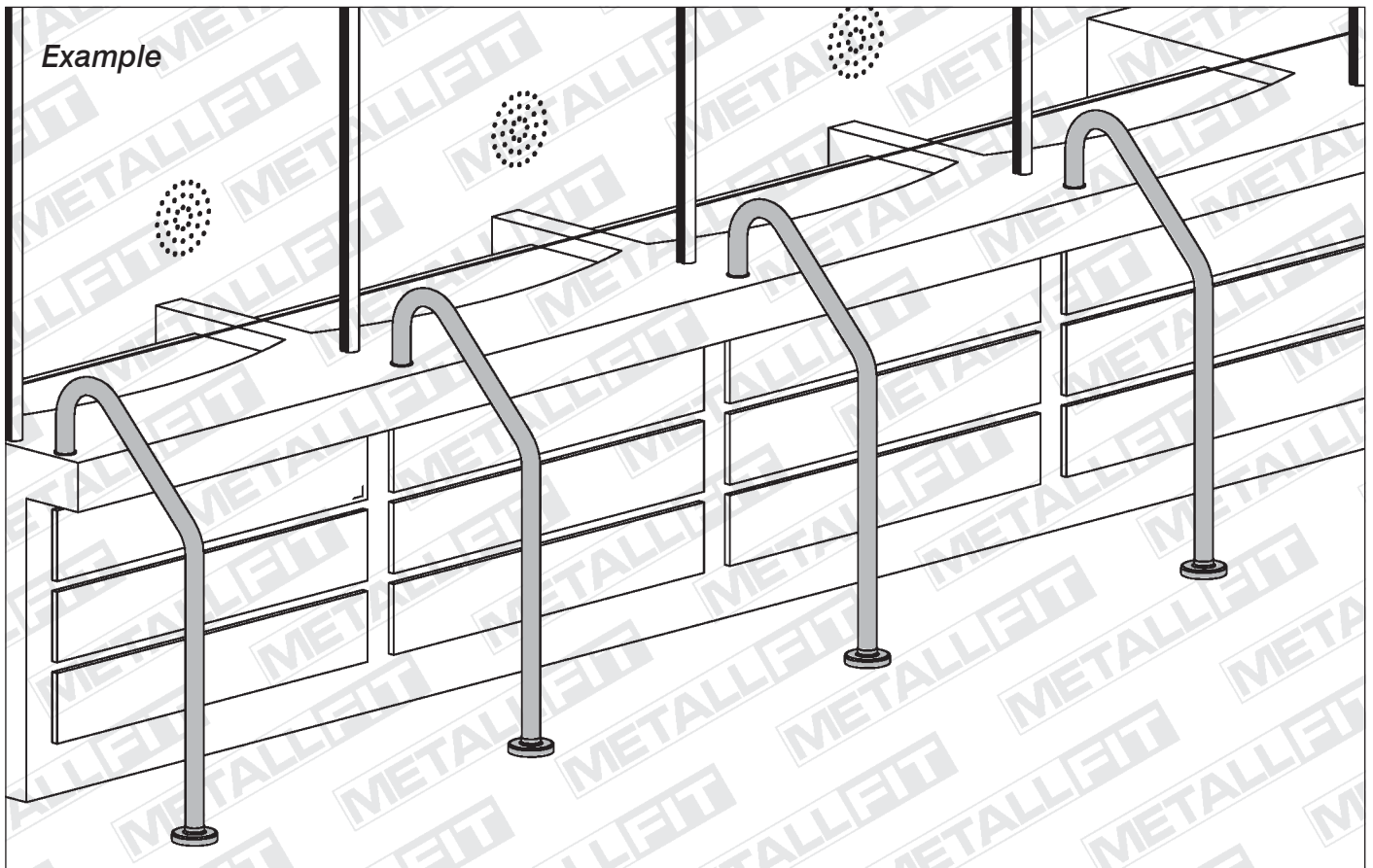
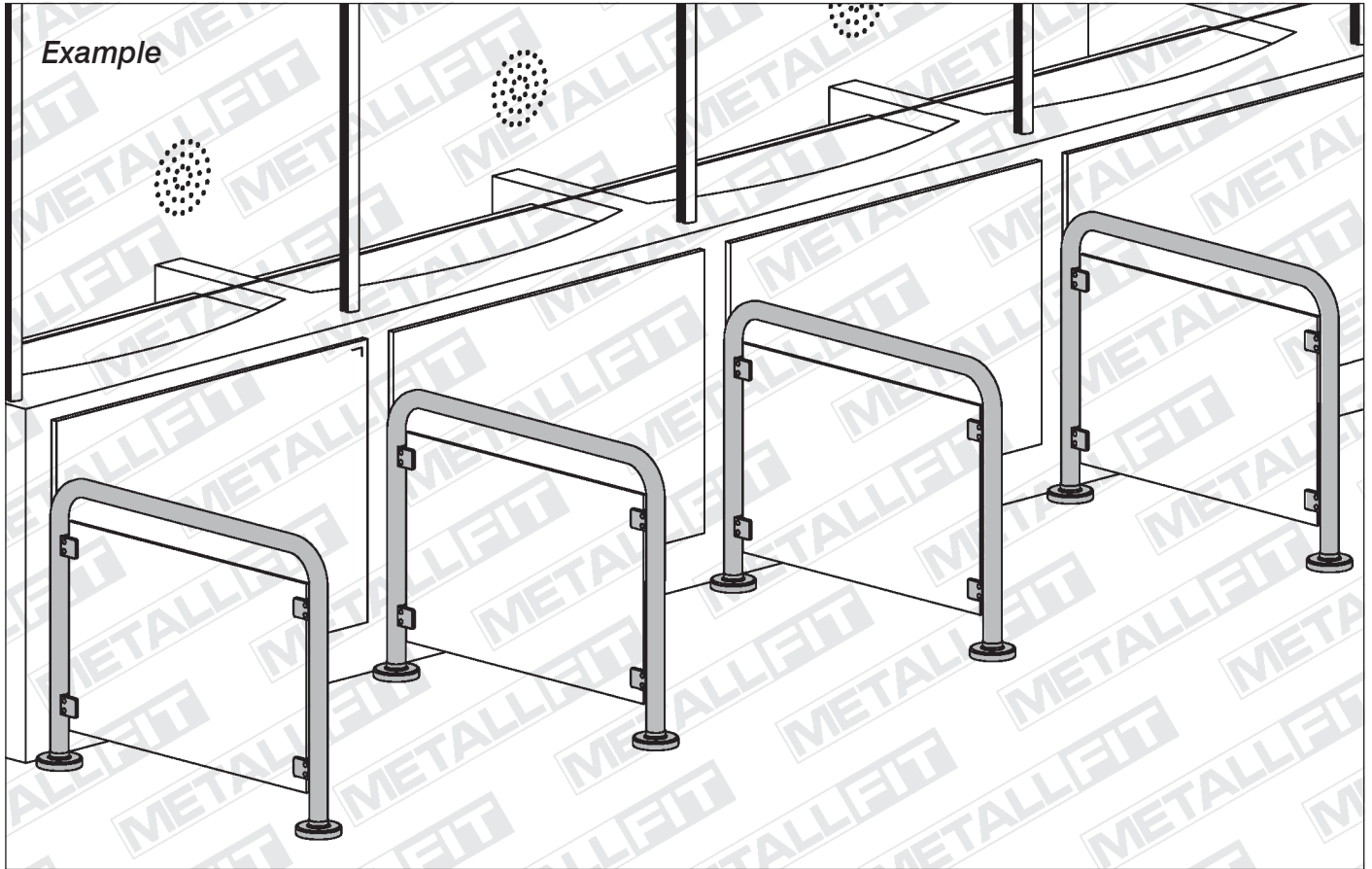
Company / Firma / Société / Firma

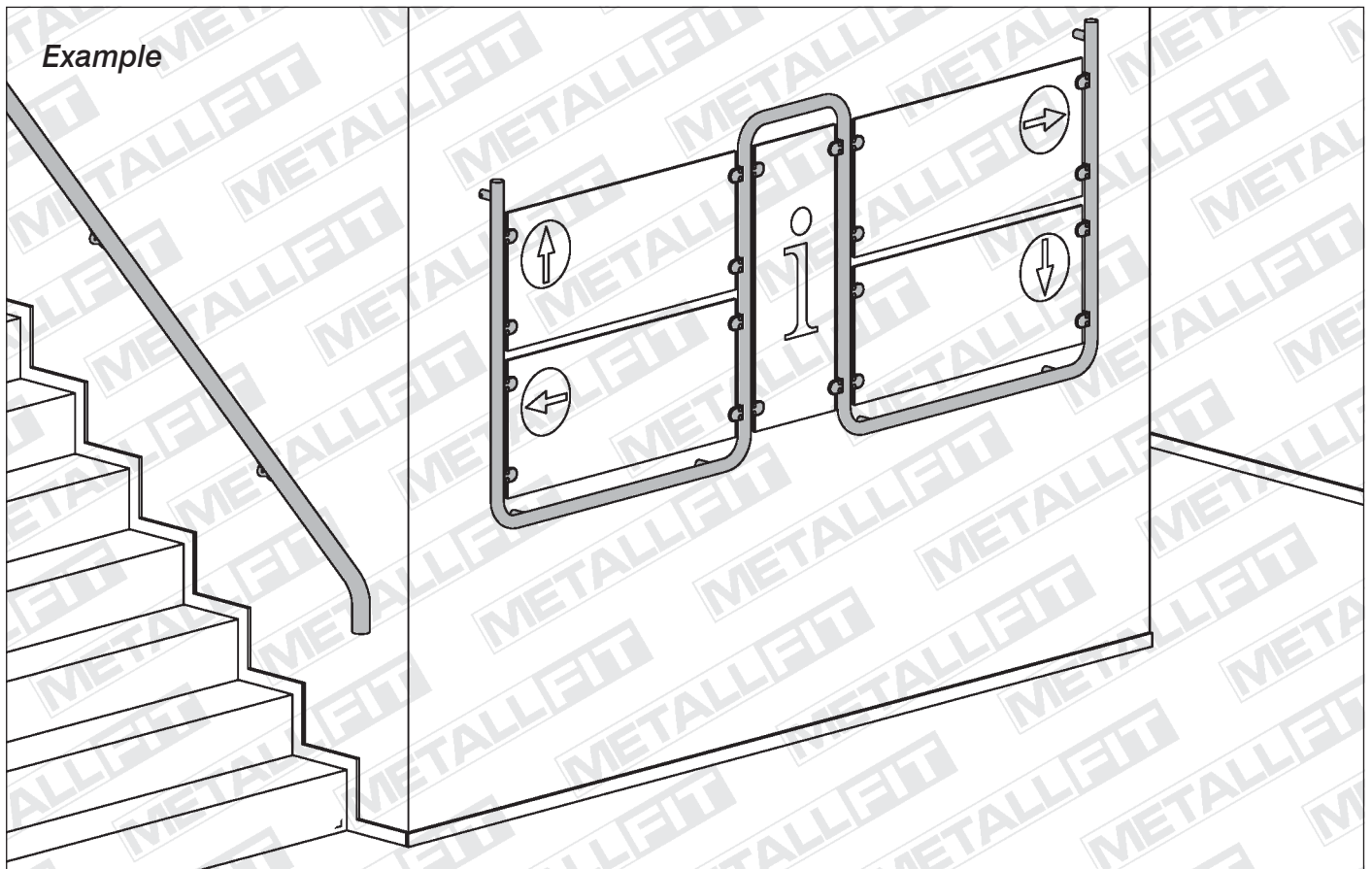
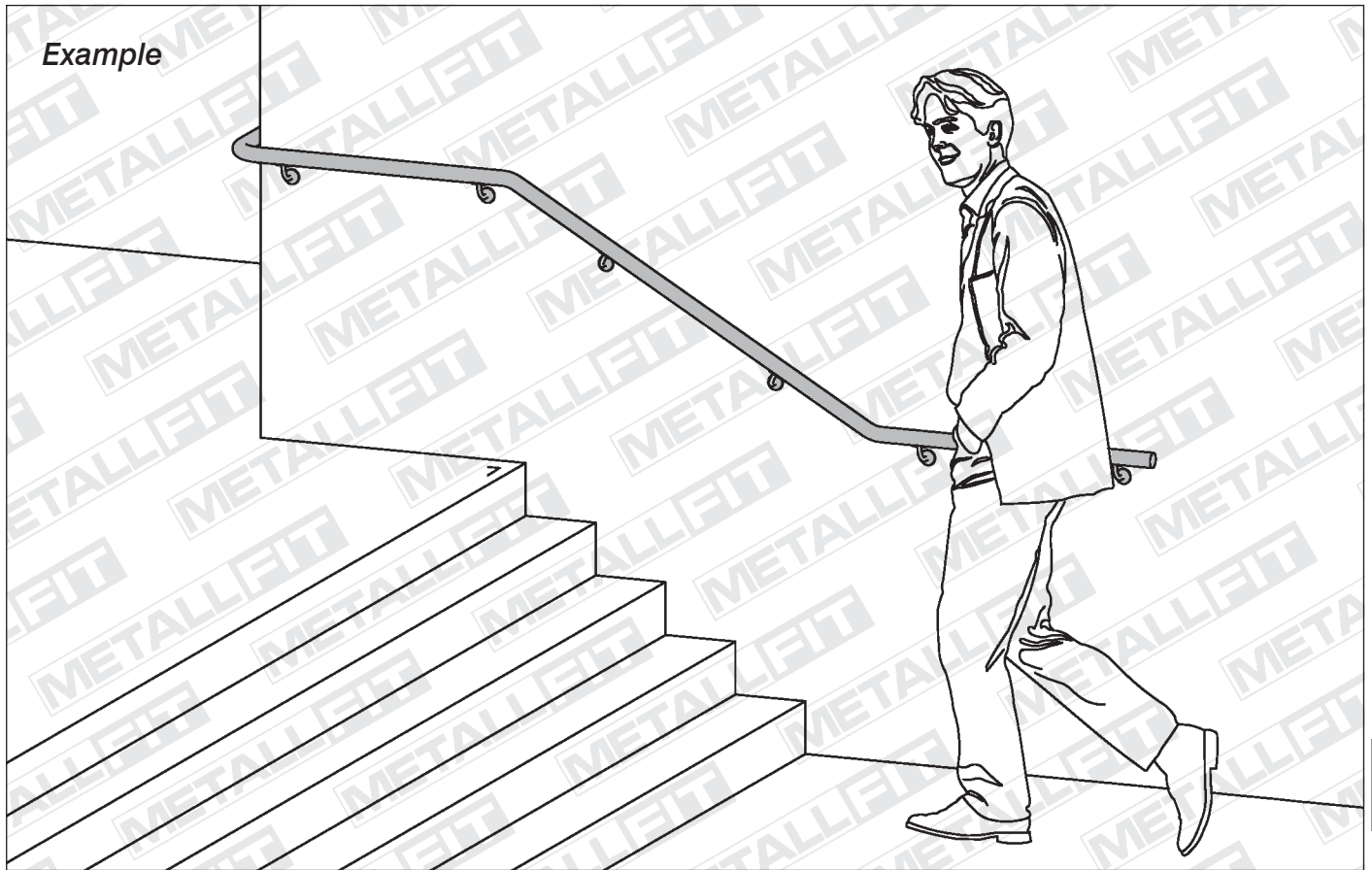
Fax / Telefax / Fax / Telefax

Street / Straße, Nr. / N°, Rue / Straat, no.

E-Mail

Postcode, town / PLZ, Ort / Code postal, Ville / Postcode, plaats









Accessories
Zubehör
Accessoires
Toebehoren



EXTRA-CLEAN, 400 ml
Protecting spray
Pflagespray
Spray d'entretien
Beschermings spray

Art.Nr.
19.0600.000.00



EXTRA-LOCK, 50 ml
Metal glue
Metallkleber
Colle métal
Metaal lijm

Art.Nr.
19.1330.000.00

Consumption per bonding ca. 1 ml
Verbrauch pro Klebung ca. 1 ml
Consommation par encollage ca. 1 ml
Verbruik per verlijming ca. 1 ml



Glass-metal glue 50 g,
with activator 10 ml
Glas-Metall Klebstoff 50 g,
mit Aktivator 10 ml
Colle verre-métal 50 g,
avec activateur 10 ml
Glas-metaal lijm 50 g,
met activator 10 ml

Art.Nr.
19.1370.000.00



Protective gloves (pair)
Montagehandschuhe (Paar)
Gants de protection (la paire)
Montagehandschoenen (paar)

Art.Nr.
19.0700.000.00

10

Torx



Screwdriver with cross grip
and side take-off
Schraubendreher mit Quergriff
und Seitenabtrieb
Clé mâle poignée en T
Schroevendraaier met dwarsgreep
en zijaandrijving

Art.Nr.	Torx
91.0021.910.01	T10
91.0021.915.01	T15
91.0021.925.01	T25

Torx



Bit, diamond-coated
Bit, diamantbeschichtet
Embout surface diamantée
Bit, met diamantlaag

Art.Nr.	Torx
91.0051.910.66	T10
91.0051.915.66	T15
91.0051.925.66	T25

Inbus



Screwdriver with cross grip
and side take-off
Schraubendreher mit Quergriff
und Seitenabtrieb
Clé mâle poignée en T 6 pans
Schroevendraaier met dwarsgreep
en zijaandrijving

Art.Nr.	Inbus
91.0020.925.01	2,5
91.0020.930.01	3,0
91.0020.940.01	4,0
91.0020.960.01	6,0

Inbus



Bit, hard and tough coated
Bit, zähhart beschichtet
Embout surface durcie 6 pans
Bit, taaihard gecoat

Art.Nr.	Inbus
91.0050.925.65	2,5
91.0050.930.65	3,0
91.0050.940.65	4,0
91.0050.960.65	6,0



Portable saw G2
Tragbare Säge G2
Scie portable G2
Draagbare zaag G2

Art.Nr.
91.8200.000.00

Saw blade 235 x 1,9 x 32 mm
Sägeblatt 235 x 1,9 x 32 mm
Lame de scie 235 x 1,9 x 32 mm
Zaagblaad 235 x 1,9 x 32 mm

Art.Nr.
92.0090.002.08

Maximum cutting capacities / Maximaler Arbeitsraum

90° Cutting / Schnitt	45° Bevel cutting / Gehrungsschnitt
○ 70 mm	○ 65 mm
□ 60 mm	□ 55 mm
▭ 70 x 50 mm	▭ 60 x 55 mm
● 30 mm	● 30 mm



- Spur and bevel cuts up to 45° left
- Powerful DC motor 230V/1500 Watt
- Stable transmission in oil bath
- Built-in, reliable electric automatic cooling
- Handy compact with a carrying handle for transport
- Weight 20 kg

Technical data

Motor 1,5 kW - 230 V
Stepless speed 25-85 min.-1
Saw blade diameter 235 mm
Weight 20 kg

Saw blade 235 x 1,9 x 32 mm
for profiles up to 2,5 mm wall thickness



- Gerade und Gehrungsschnitte bis 45° links
- Kraftvoller, durchzugskräftiger DC-Motor 230V/1500 Watt
- Stabiles Getriebe im Ölbad laufend
- Eingebaute, zuverlässige elektrische Kühlautomatik
- Im handlichen Kompaktformat mit Tragegriff
ideal zu transportieren
- Gewicht nur 20 kg

Technische Daten

Motor 1,5 kW - 230 V
Drehzahl stufenlos 25-85 min.-1
Sägeblattdurchmesser 235 mm
Gewicht 20 kg

Sägeblatt 235 x 1,9 x 32 mm
für Profile bis 2,5 mm Wandstärke


Mobile flow drilling machine with drill stand

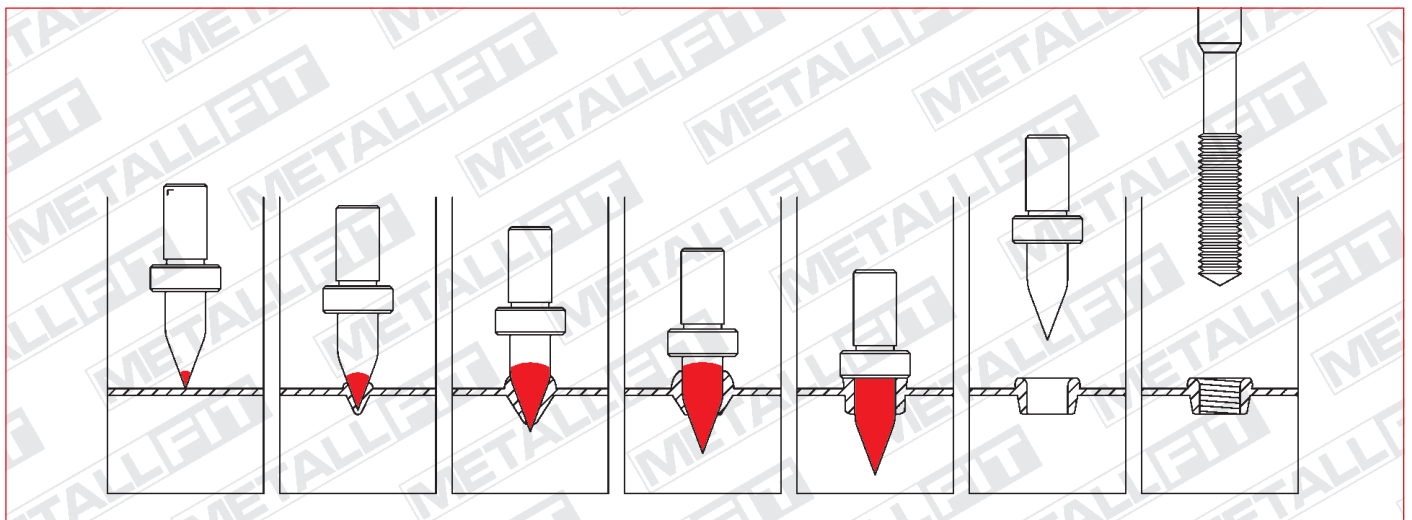
Mobile Fließbohrmaschine mit Bohrstander

Perçeuse mobile avec support

Mobiele vloeiboor met standaard

Art.Nr.

91.8000.000.00


Flowdrilling

- bush length up to 3 times of original material thickness
- useful for strong threads with high pull out strength
- replaces weld nuts, rivet nuts or press nuts
- materials from 0.8 to 2.5 mm thickness

Standard set includes

- hand drill unit
- drilling rig
- vice (max. spanning width \varnothing 50,8 mm)
- system case containing
 - Flowdrill tools for M6 + M8
 - Flowtaps for M6 + M8
 - lubricants for tapping
 - incl. T-slot spanners
 - customized tool holder incl. collets for M6 + M8
 - spanners

Specifications

rated input power: 1.020 W, 230 V, 50/60 Hz

 drill chuck with expandable range of \varnothing 1.5 - 13 mm
 (for use with standard spiral drills)

 collet tap holder: \varnothing 6 + 8 mm (for Flowdrilling)

Fließbohren

- Durchzüge bis zur 3-fachen Materialstärke
- liefert die Basis für Gewinde mit hohen Auszugskräften
- ersetzt Niet-, Schweiß- und Pressmuttern
- Materialstärken von 0,8 bis 2,5 mm

Im Set enthalten

- Bohrmaschine
- Bohrstander
- Profi-Schraubstock (Spannbereich max. \varnothing 50,8 mm)
- Systemkoffer inkl. Zubehör
 - Fließbohrer für M6 + M8
 - Gewindeformer für M6 + M8
 - Schmiermittel zum Gewindeformen
 - Spannschrauben
 - Spannzangenfutter inkl. Spannzangen für M6 + M8
 - Spannschlüssel zur Werkzeugmontage

Technische Daten

Nennaufnahmeleistung: 1.020 W, 230 V, 50/60 Hz

 Bohrfutterspannbereich: \varnothing 1,5 - 13 mm (für normale
 Bohrzwecke)

 Spannzangenfutter: \varnothing 6 + 8 mm (zum Fließbohren)


Hexagonal thread screw, M8 x 60 mm, zinc-plated (10 pieces)

Sechskant-Gewindeschraube, M8 x 60 mm, verzinkt (10 Stück)

Tire-fond, M8 x 60 mm, zingué (10 pièces)

Zeskantschroef, M8 x 60 mm, verzinkt (10 stuks)

Art.Nr.

93.0609.860.15


Hexagon socket head cap screw, M8 x 20 mm, zinc-plated (50 pieces)

Inbusschraube mit Zylinderkopf, M8 x 20 mm, verzinkt (50 Stück)

Vis 6-pans - tête cylindrique, M8 x 20 mm, zingué (50 pièces)

Inbusschroef met cilinderkop, M8 x 20 mm, verzinkt (50 stuks)

Art.Nr.

93.0680.820.15


Dowel screw, M8 x 50 mm, zinc-plated (10 pieces)

Stockschraube, M8 x 50 mm, verzinkt (10 Stück)

Vis à combi / goujons, M8 x 50 mm, zingué (10 pièces)

Stokeind, M8 x 50 mm, verzinkt (10 stuks)

Art.Nr.

19.0100.000.00


Thread M8, steel zinc-plated (1 piece)

Gewindestange M8, verzinkt (1 Stück)

Tige filetée M8, zingué (1 pièce)

Draadeind M8, verzinkt (1 stuk)

Art.Nr.

19.3000.008.00

L

1000 mm


Hexagonal screw, Ø 5,5 mm, L 54 mm, SW 10, zinc-plated (10 pieces)

Sechskant-Schraube, Ø 5,5 mm, L 54 mm, SW 10, verzinkt (10 Stück)

Tire-fond, Ø 5,5 mm, L 54 mm, SW 10, zingué (10 pièces)

Zeskantschroef, Ø 5,5 mm, L 54 mm, SW 10, verzinkt (10 stuks)

Art.Nr.

19.0110.000.00


Spring bolt with ball and socket, M8 x 20 mm, stainless steel (4 pieces)

Federnde Druckschraube mit Kugel und Innensechskant, M8 x 20 mm, Edelstahl (4 Stück)

Boulon à ressort à bille et prise, M8 x 20 mm, inox (4 pièces)

Verendekogelschroef en binnenzeskant, M8 x 20 mm, RVS (4 stuks)

Art.Nr.

93.0421.820.12


Fastening, assembly set, M8 x 180 mm, stainless steel (2 pieces)

Montagebefestigungsset, M8 x 180 mm, Edelstahl (2 Stück)

Fixation, set de montage, M8 x 180 mm, inox (2 pièces)

Bevestiging, montage set, M8 x 180 mm, RVS (2 stuks)

Art.Nr.

93.0702.818.12



Rubber ring for 11.0680... - 11.0686... (1 piece)
 Gummiring für 11.0680... - 11.0686... (1 Stück)
 Bague en caoutchouc pour 11.0680... - 11.0686... (1 pièce)
 Rubberen ring voor 11.0680... - 11.0686... (1 stuk)

Art.Nr.	Ø
19.5031.010.00	6,0
19.5031.015.00	10,0



Rubber inlay for 11.0731... (1 piece)
 Gummieinlage für 11.0731... (1 Stück)
 Rosace pour 11.0731... (1 pièce)
 Glasrubber voor 11.0731... (1 stuk)

Art.Nr.	Ø
19.5033.019.00	19,0
19.5033.025.00	25,4 (1")
19.5033.038.00	38,1 (1,5")
19.5033.050.00	50,8 (2")



Rubber inlay for 11.0113... / 11.0121.000... (1 piece)
 Gummieinlage für 11.0113... / 11.0121.000... (1 Stück)
 Rosace pour 11.0113... / 11.0121.000... (1 pièce)
 Glasrubber voor 11.0113... / 11.0121.000... (1 stuk)

Art.Nr.	Ø
19.5031.050.00	50,8 (2")



Rubber inlay for 11.0113... / 11.0121.000... (1 piece)
 Gummieinlage für 11.0113... / 11.0121.000... (1 Stück)
 Rosace pour 11.0113... / 11.0121.000... (1 pièce)
 Glasrubber voor 11.0113... / 11.0121.000... (1 stuk)

Art.Nr.	Ø
19.5033.050.00	50,8 (2")



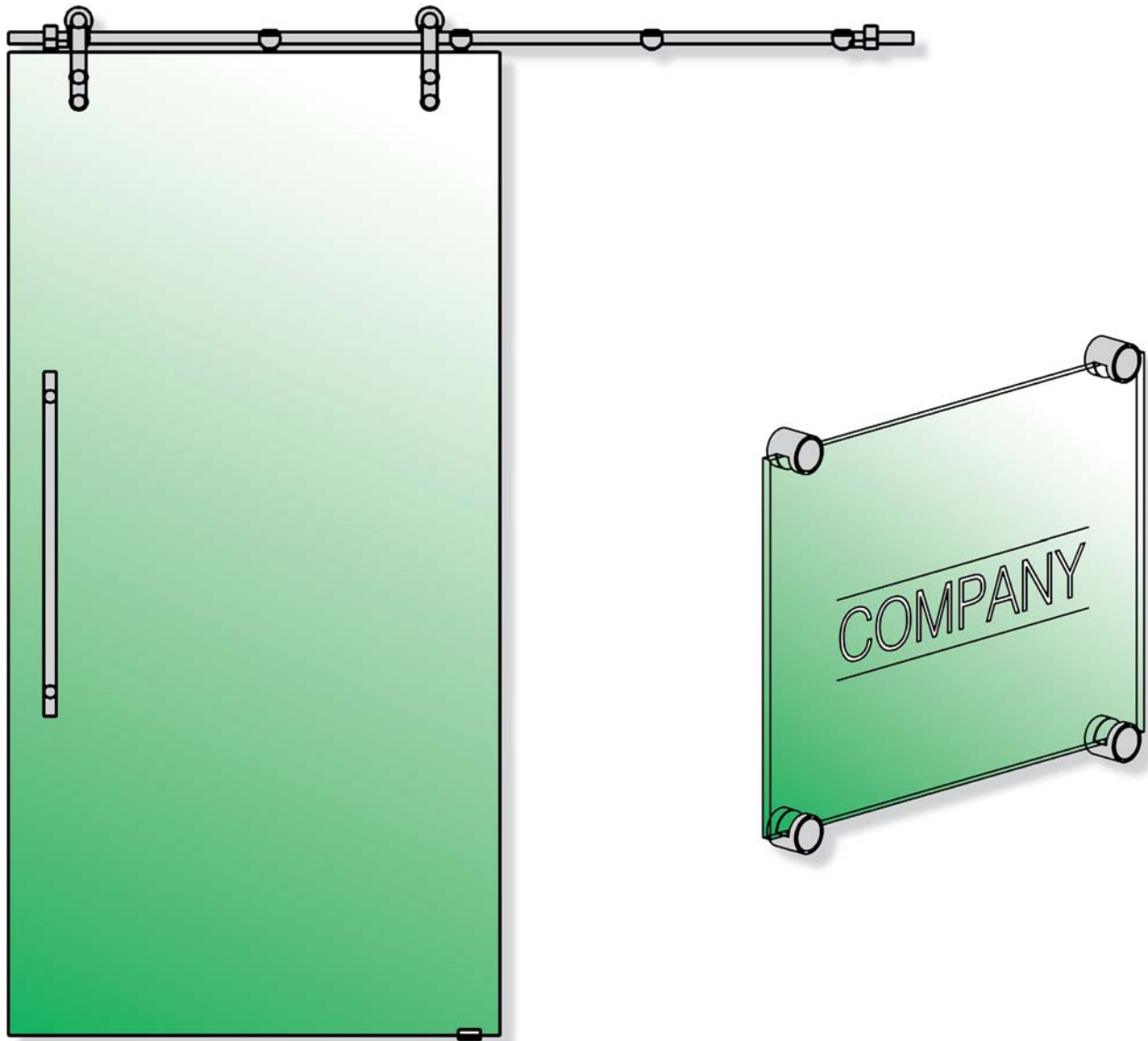
Rubber strip for shelf support (1 piece)
 Gummiaufgabe für Glasplattenträger (1 Stück)
 Cale caoutchouc pour support tablette (1 pièce)
 Rubber oplage voor glasplankdrager (1 stuk)

Art.Nr.	L
19.6020.200.00	200 mm
19.6020.300.00	300 mm




Glass support rubbers for sneeze guards (1 piece)
 Guminoppen für Hustenschutzmodelle (1 Stück)
 Ventouses pour pare-haleine (1 pièce)
 Zuignapjes voor buffetkappen (1 stuk)

Art.Nr.
19.6010.000.00



Glass mounting sets
Glasmontage-Sets
Kits de fixation de panneaux vitrés
Glasmontagesets



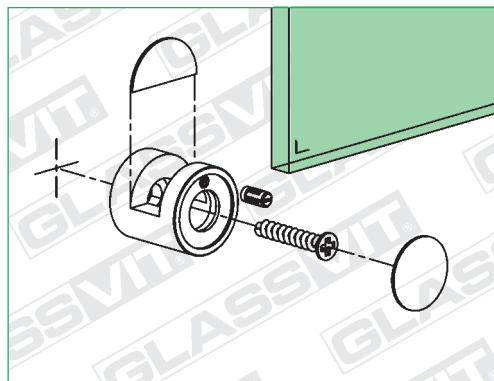
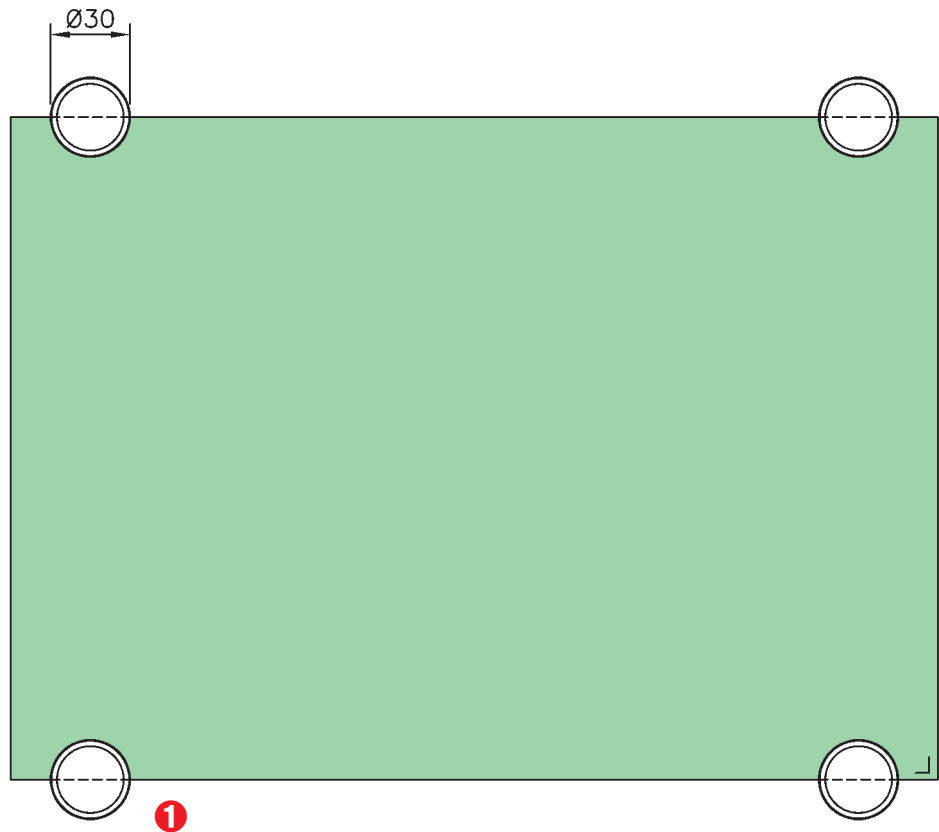
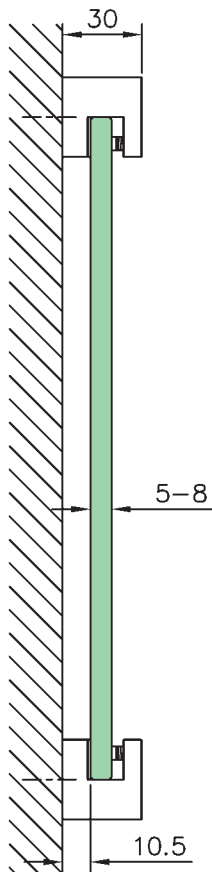
Information board

Hinweistafel
Plaque signalétique
Informatiebord

304
V2A

Art.Nr. 29.3010.030.12

1 12.0752.030.12 4 x (page 352)



Example for glass 350 x 250 mm

Beispiel für Glas 350 x 250 mm

Exemple pour verre 350 x 250 mm

Voorbeeld voor glas 350 x 250 mm

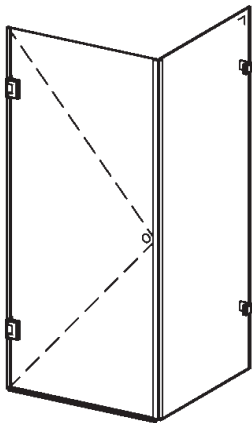
Prices for glass upon request.

Preise für Glas auf Anfrage.

Tarif du verre sur demande.

Prijzen voor glas op aanvraag.





Shower cubicle
 Ganzglasdusche
 Cabine de douche
 Douchecabine

304
V2A

Art.Nr. 29.4010.090...

1	41.3112.090...	2 x	(page 382)
2	40.4112.090...	2 x	(page 366)
3	19.4010.090.00	1 x	(page 420)
4	19.4012.000.00	1 x	(page 418)
5	19.4013.000.00	1 x	(page 418)
NEW 6	47.0102.025...	1 x	(page 416)

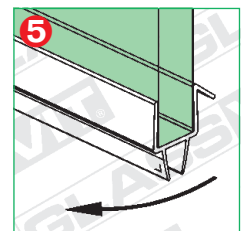
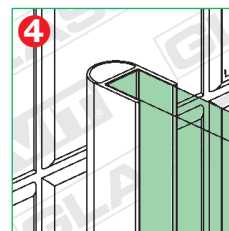
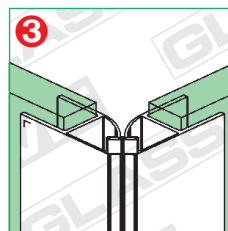
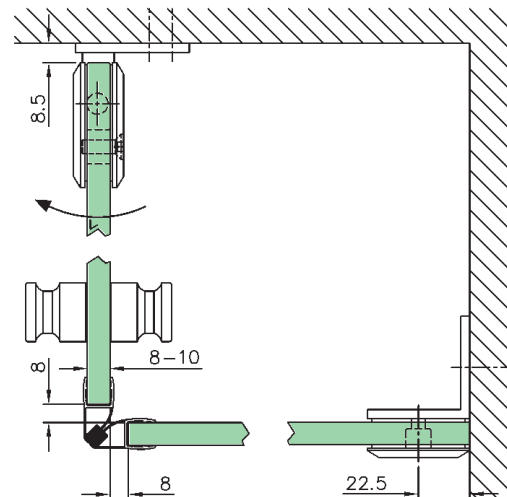
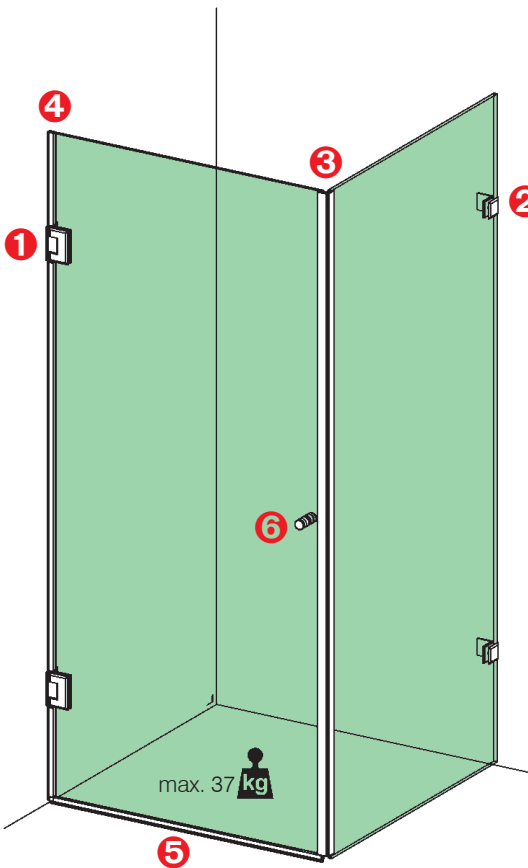


More door handles
 see page 412 - 417

Weitere Türgriffe
 siehe Seite 412 - 417

Plus de poignées de porte
 voir page 412 - 417

Verdere deurgrepen
 zie pagina 412 - 417



Example for glass 800 x 1800 mm (2x)

Beispiel für Glas 800 x 1800 mm (2x)

Exemple pour verre 800 x 1800 mm (2x)

Voorbeeld voor glas 800 x 1800 mm (2x)

Prices for glass upon request.

Preise für Glas auf Anfrage.

Tarif du verre sur demande.

Prijzen voor glas op aanvraag.

Finishes

Oberflächen

Finitions

Afwerkingen



polished stainless steel

Edelstahl poliert
 Inox poli
 RVS gepolijst

Art.Nr. ...10

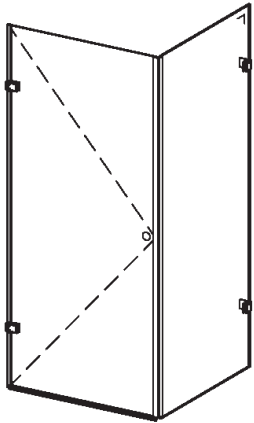


satin stainless steel

Edelstahl gebürstet
 Inox brossé
 RVS geborsteld

Art.Nr. ...12

NEW



Shower cubicle
 Ganzglasdusche
 Cabine de douche
 Douchecabine

**304
V2A**

Art.Nr. 29.4011.090...

1	41.0302.000...	2 x	(page 387)
2	40.4112.090...	2 x	(page 366)
3	19.4010.090.00	1 x	(page 420)
4	19.4012.000.00	1 x	(page 418)
5	19.4013.000.00	1 x	(page 418)
6	47.0102.025...	1 x	(page 416)

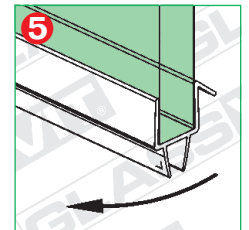
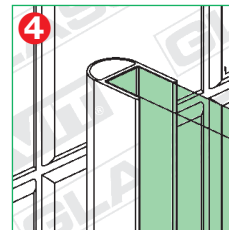
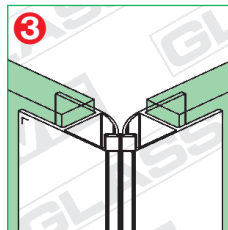
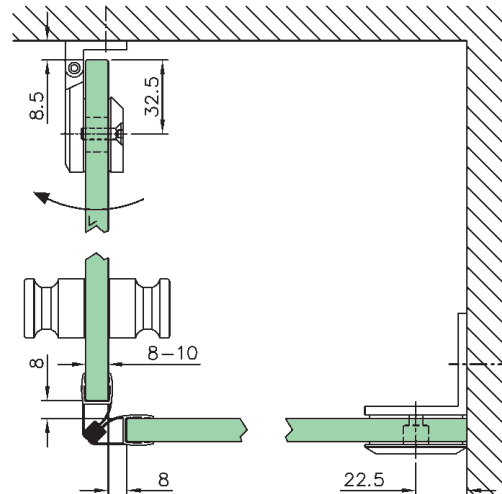
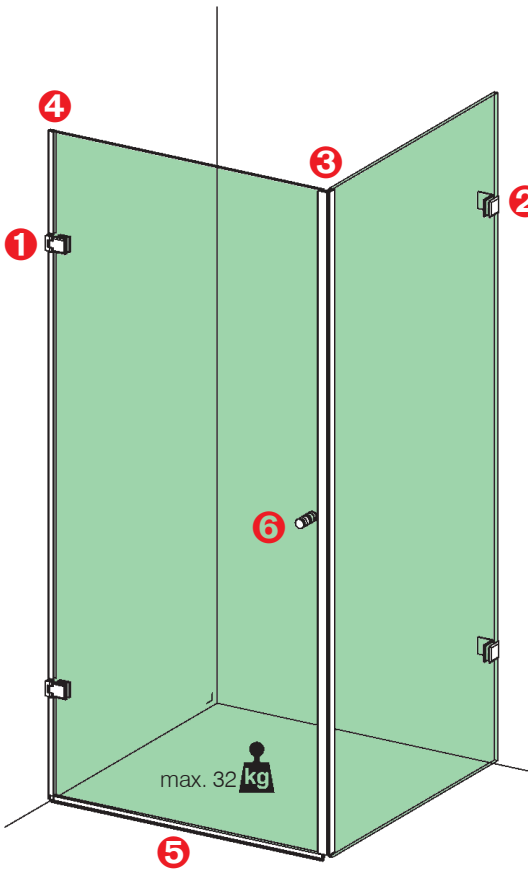


More door handles
 see page 412 - 417

Weitere Türgriffe
 siehe Seite 412 - 417

Plus de poignées de porte
 voir page 412 - 417

Verdere deurgrepen
 zie pagina 412 - 417



Example for glass 800 x 1800 mm (2x)

Beispiel für Glas 800 x 1800 mm (2x)

Exemple pour verre 800 x 1800 mm (2x)

Voorbeeld voor glas 800 x 1800 mm (2x)

Prices for glass upon request.

Preise für Glas auf Anfrage.

Tarif du verre sur demande.

Prijzen voor glas op aanvraag.

Finishes

Oberflächen

Finitions

Afwerkingen



polished stainless steel

Edelstahl poliert

Inox poli

RVS gepolijst

Art.Nr. ...10



satin stainless steel

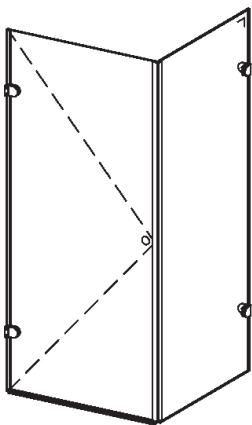
Edelstahl gebürstet

Inox brossé

RVS geborsteld

Art.Nr. ...12

NEW



Shower cubicle
 Ganzglasdusche
 Cabine de douche
 Douchecabine

304
 V2A

Art.Nr. 29.4012.090...

1	41.0202.000...	2 x	(page 386)
2	40.0102.090...	2 x	(page 368)
3	19.4010.090.00	1 x	(page 420)
4	19.4012.000.00	1 x	(page 418)
5	19.4013.000.00	1 x	(page 418)
6	47.0102.025...	1 x	(page 416)

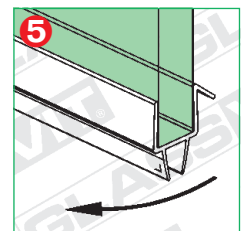
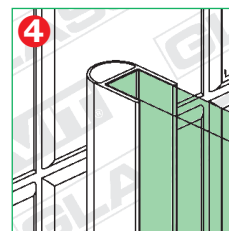
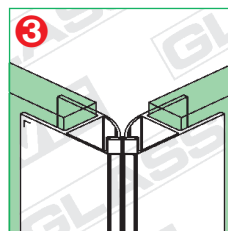
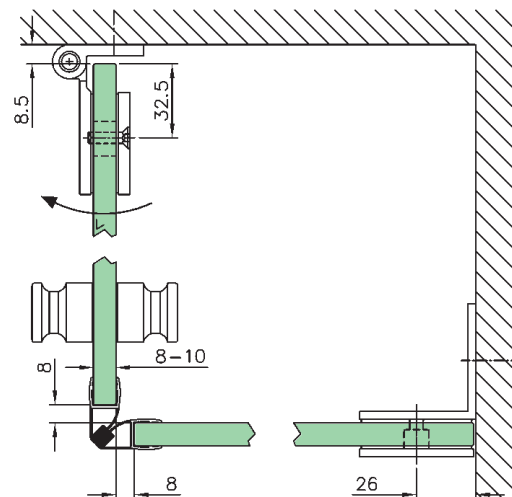
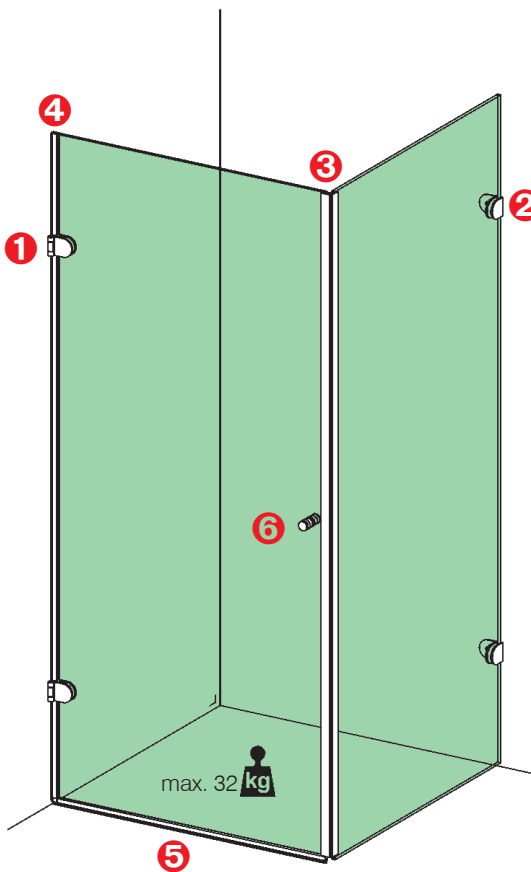


More door handles
 see page 412 - 417

Weitere Türgriffe
 siehe Seite 412 - 417

Plus de poignées de porte
 voir page 412 - 417

Verdere deurgrepen
 zie pagina 412 - 417



Example for glass 800 x 1800 mm (2x)

Beispiel für Glas 800 x 1800 mm (2x)

Exemple pour verre 800 x 1800 mm (2x)

Voorbeeld voor glas 800 x 1800 mm (2x)

Prices for glass upon request.

Preise für Glas auf Anfrage.

Tarif du verre sur demande.

Prijzen voor glas op aanvraag.

Finishes

Oberflächen

Finitions

Afwerkingen



polished stainless steel

Edelstahl poliert
 Inox poli
 RVS gepolijst

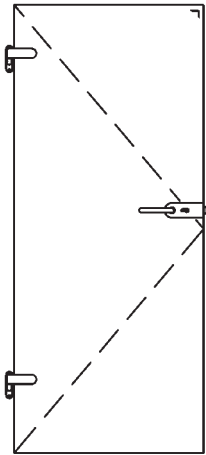
Art.Nr. ...10



satin stainless steel

Edelstahl gebürstet
 Inox brossé
 RVS geborsteld

Art.Nr. ...12

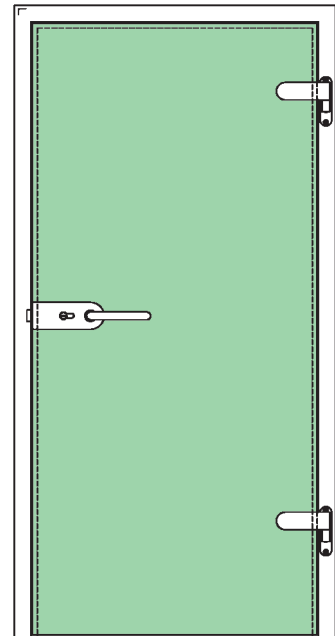
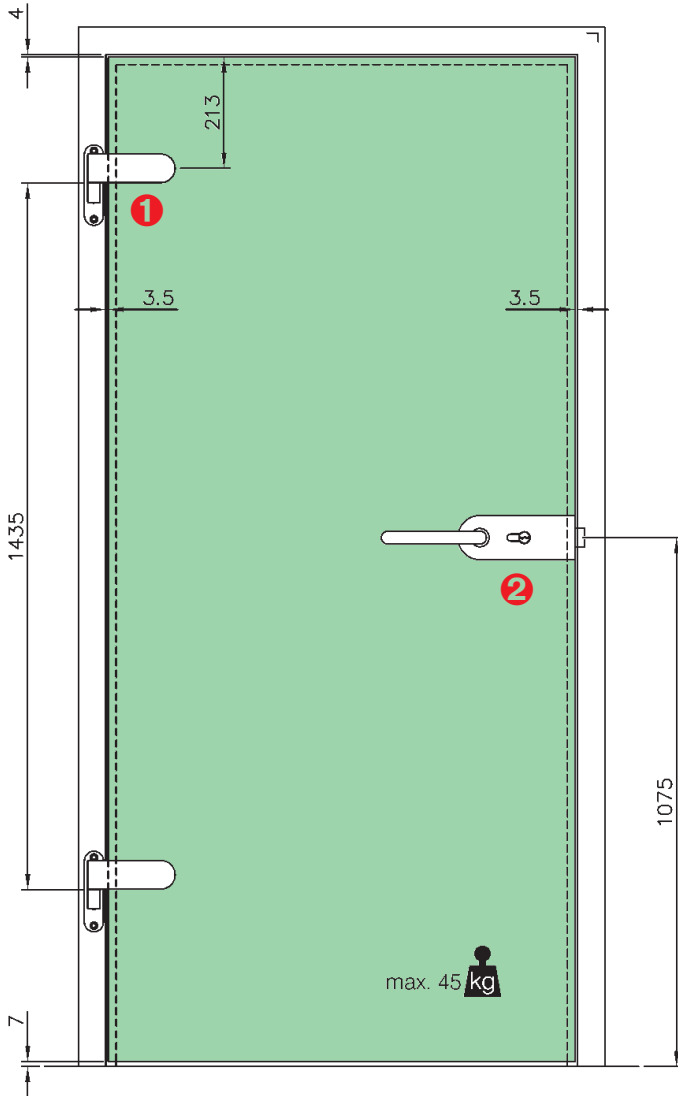


Glass door
 Glastür
 Porte en verre
 Glasdeur

304
V2A

Art.Nr. 29.5010.000...

1	45.2250.000...	2 x	(page 390)
2	45.2210.002...	1 x	(page 406)



Example for clearance
 841 x 1983 mm (glass thickness 8 - 10 mm)

Beispiel für Durchgang
 841 x 1983 mm (Glasstärke 8 - 10 mm)

Exemple pour un passage de
 841 x 1983 mm (épaisseur de verre 8 - 10 mm)

Voorbeeld voor doorgang
 841 x 1983 mm (glasdikte 8 - 10 mm)

Prices for glass upon request.

Preise für Glas auf Anfrage.

Tarif du verre sur demande.

Prijzen voor glas op aanvraag.

Finishes
 Oberflächen
 Finitions
 Afwerkingen



polished stainless steel
 Edelstahl poliert
 Inox poli
 RVS gepolijst

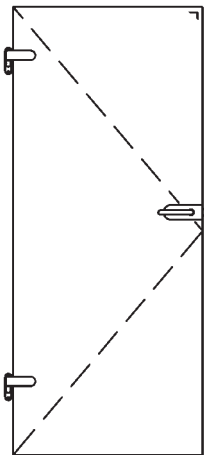
Art.Nr. ...10



satin stainless steel
 Edelstahl gebürstet
 Inox brossé
 RVS geborsteld

Art.Nr. ...12

NEW

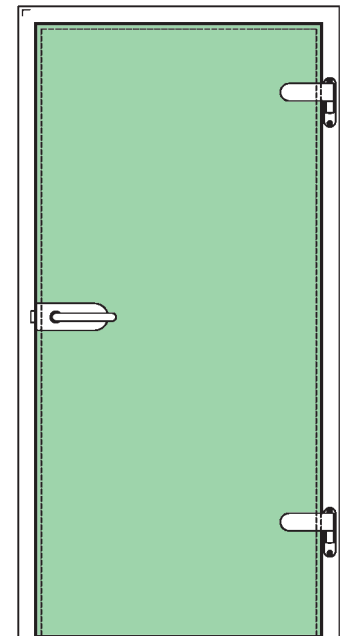
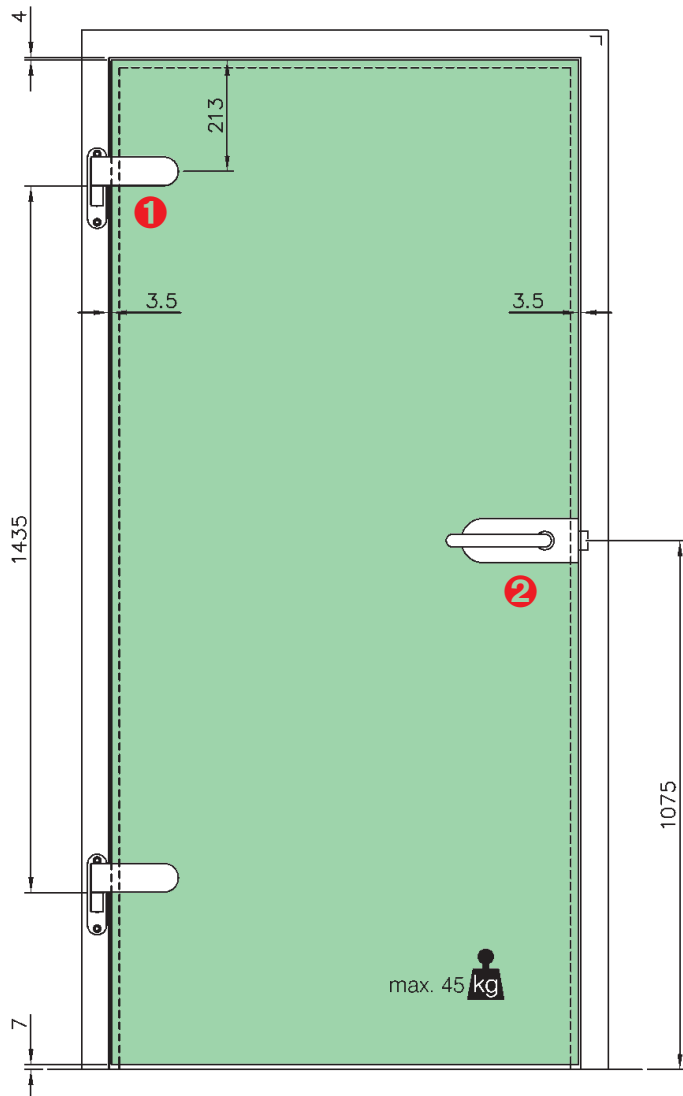


Glass door
Glastür
Porte en verre
Glasdeur

304
V2A

Art.Nr. 29.5015.000...

1	45.2250.000...	2 x	(page 390)
2	45.2210.001...	1 x	(page 406)



Example for clearance
841 x 1983 mm (glass thickness 8 - 10 mm)

Beispiel für Durchgang
841 x 1983 mm (Glasstärke 8 - 10 mm)

Exemple pour un passage de
841 x 1983 mm (épaisseur de verre 8 - 10 mm)

Voorbeeld voor doorgang
841 x 1983 mm (glasdikte 8 - 10 mm)

Prices for glass upon request.

Preise für Glas auf Anfrage.

Tarif du verre sur demande.

Prijzen voor glas op aanvraag.

Finishes
Oberflächen
Finitions
Afwerkingen



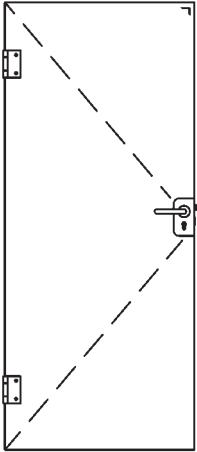
polished stainless steel
Edelstahl poliert
Inox poli
RVS gepolijst

Art.Nr. ...10



satin stainless steel
Edelstahl gebürstet
Inox brossé
RVS geborsteld

Art.Nr. ...12



Glass door, opening direction left
 Glastür, Öffnungsrichtung links
 Porte en verre, ouverture à gauche
 Glasdeur, draairichting links



Art.Nr. 29.5020.001.12

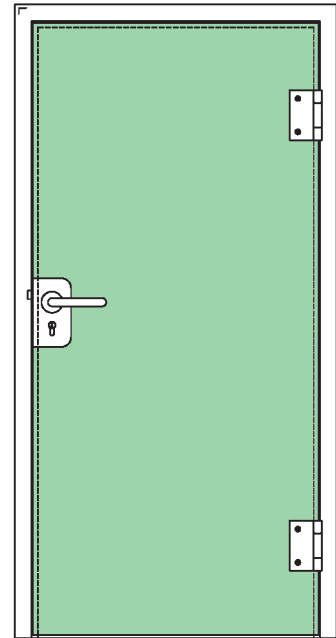
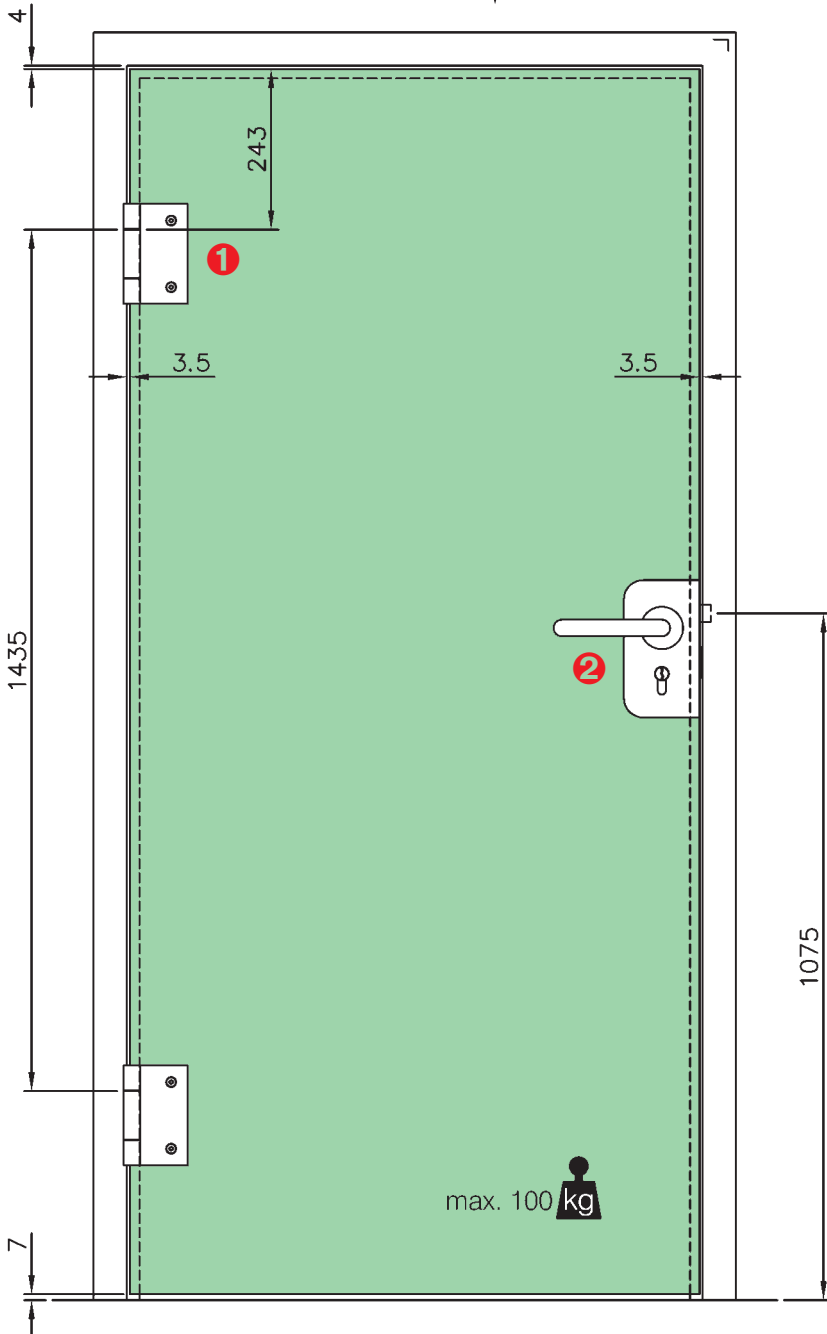
1	45.2702.000.12	2 x	(page 391)
2	45.2810.002.12	1 x	(page 408)

Glass door, opening direction right
 Glastür, Öffnungsrichtung rechts
 Porte en verre, ouverture à droite
 Glasdeur, draairichting rechts



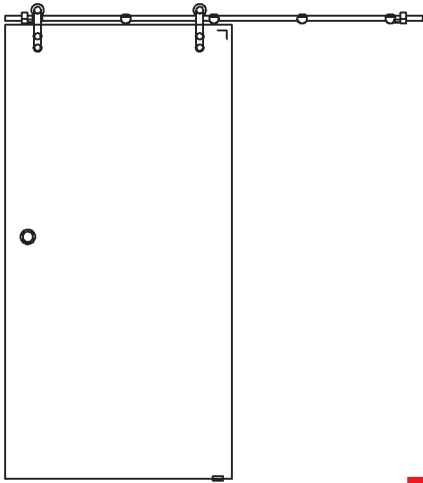
Art.Nr. 29.5020.002.12

1	45.2702.000.12	2 x	(page 391)
2	45.2820.002.12	1 x	(page 408)



Example for clearance
841 x 1983 mm (glass thickness 10 - 12 mm)
 Beispiel für Durchgang
 841 x 1983 mm (Glasstärke 10 - 12 mm)
 Exemple pour un passage de
 841 x 1983 mm (épaisseur de verre 10 - 12 mm)
 Voorbeeld voor doorgang
 841 x 1983 mm (glasdikte 10 - 12 mm)

Prices for glass upon request.
 Preise für Glas auf Anfrage.
 Tarif du verre sur demande.
 Prijzen voor glas op aanvraag.



Sliding glass door
 Glas-Schiebetür
 Porte coulissante en verre
 Glasschuifdeur

304
 V2A

Art.Nr. 29.5030.000.12

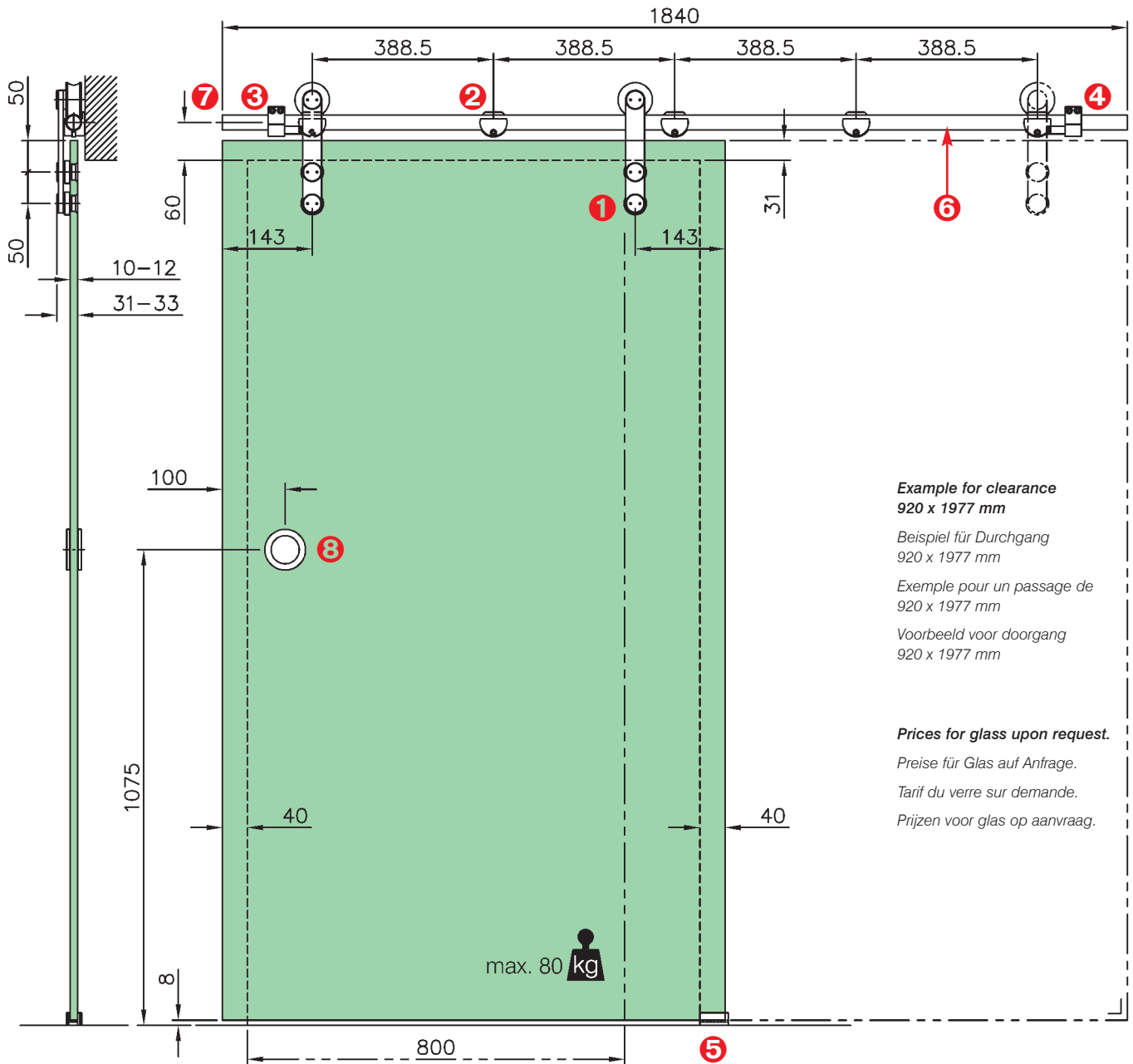
1	46.6101.000.12	2 x	(page 400)
2	46.6111.000.12	5 x	(page 402)
3	46.6120.000.12	1 x	(page 403)
4	46.6121.000.12	1 x	(page 403)
5	46.6108.000.12	1 x	(page 403)
6	12.8925.025.12	2500 mm	(page 145)
7	11.0732.025.20	2 x	(page 126)
NEW 8	47.0103.065.12	1 x	(page 416)

More door handles
 see page 412 - 417

Weitere Türgriffe
 siehe Seite 412 - 417

Plus de poignées de porte
 voir page 412 - 417

Verdere deurgrepen
 zie pagina 412 - 417



Example for clearance
 920 x 1977 mm

Beispiel für Durchgang
 920 x 1977 mm

Exemple pour un passage de
 920 x 1977 mm

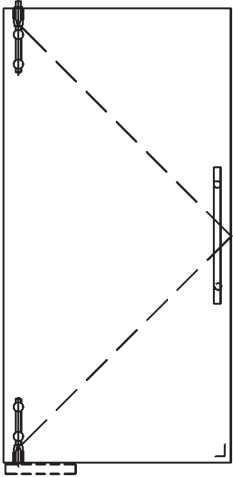
Voorbeeld voor doorgang
 920 x 1977 mm

Prices for glass upon request.

Preise für Glas auf Anfrage.

Tarif du verre sur demande.

Prijzen voor glas op aanvraag.



Swing glass door

Glas-Schwingtür
Porte battante en verre
Glastochtdeur

304
V2A

Art.Nr. 29.5040.000.12

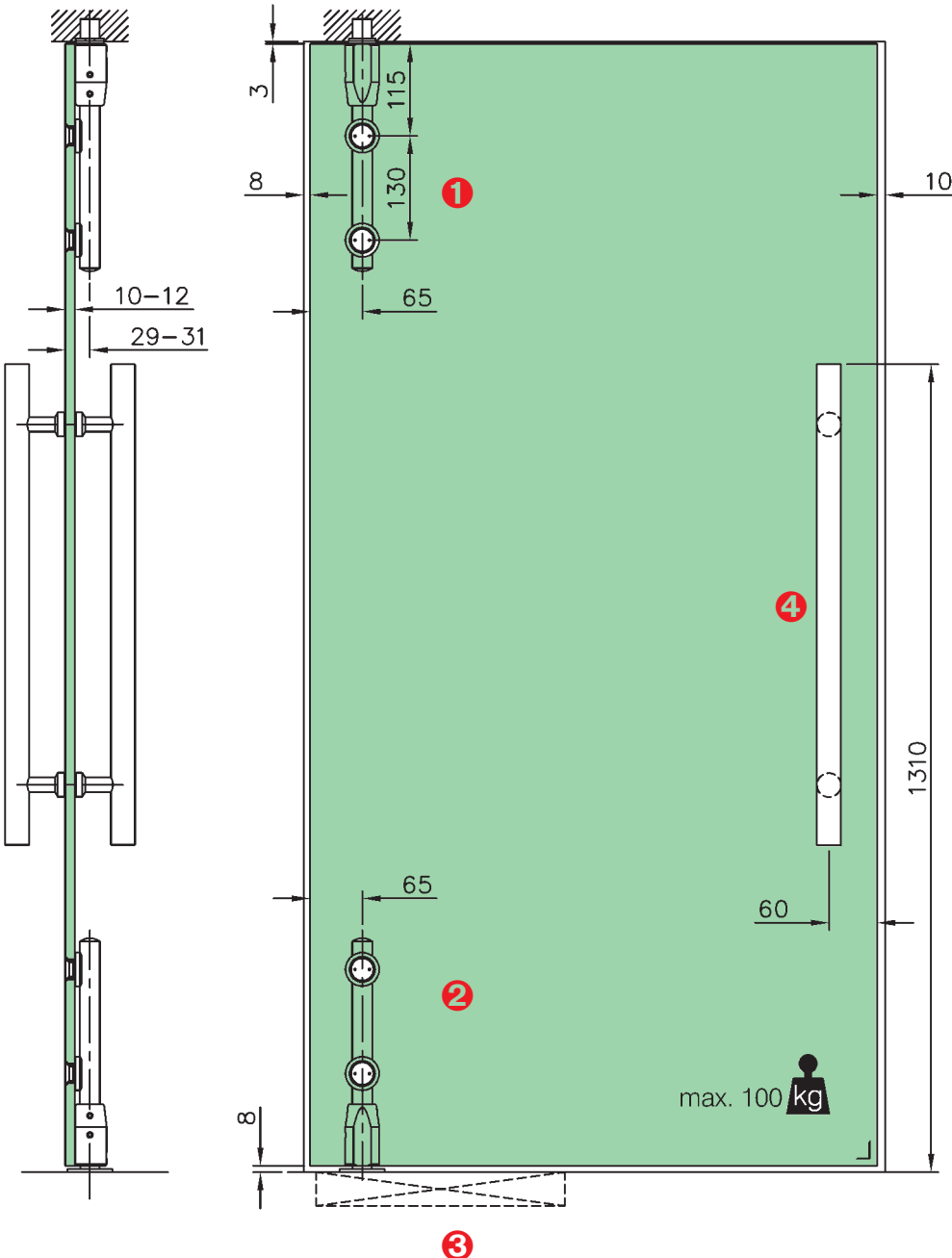
1	45.0150.000.12	1 x	(page 392)
2	45.0152.000.12	1 x	(page 392)
3	45.0100.000.12	1 x	(page 398)
NEW 4	47.5406.032.12	1 x	(page 414)

More door handles
see page 412 - 417

Weitere Türgriffe
siehe Seite 412 - 417

Plus de poignées de porte
voir page 412 - 417

Verdere deurgrepen
zie pagina 412 - 417



Example for clearance
1018 x 2011 mm

Beispiel für Durchgang
1018 x 2011 mm

Exemple pour un passage de
1018 x 2011 mm

Voorbeeld voor doorgang
1018 x 2011 mm

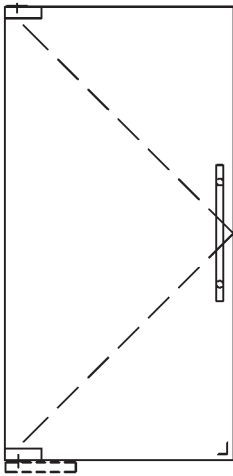
Prices for glass upon request.

Preise für Glas auf Anfrage.

Tarif du verre sur demande.

Prijzen voor glas op aanvraag.

NEW



Swing glass door
 Glas-Schwingtür
 Porte battante en verre
 Glastochtdeur

304
 V2A

Art.Nr. 29.5045.000.12

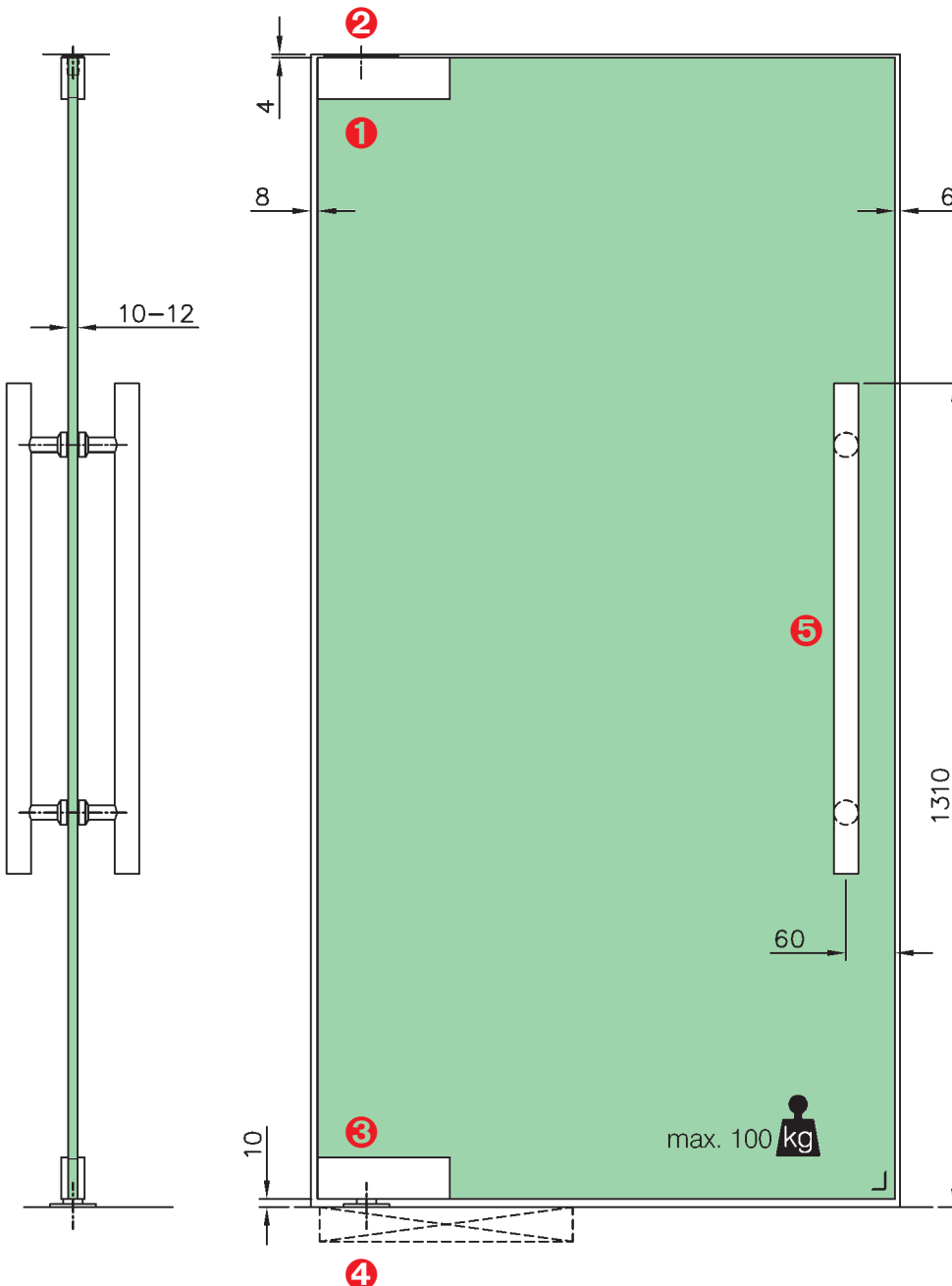
1	45.2150.000.12	1 x	(page 394)
2	45.2160.000.12	1 x	(page 399)
3	45.2152.000.12	1 x	(page 394)
4	45.0100.000.12	1 x	(page 398)
5	47.5406.032.12	1 x	(page 414)

More door handles
 see page 412 - 417

Weitere Türgriffe
 siehe Seite 412 - 417

Plus de poignées de porte
 voir page 412 - 417

Verdere deurgrepen
 zie pagina 412 - 417



11

Example for clearance
 1018 x 2011 mm

Beispiel für Durchgang
 1018 x 2011 mm

Exemple pour un passage de
 1018 x 2011 mm

Voorbeeld voor doorgang
 1018 x 2011 mm

Prices for glass upon request.

Preise für Glas auf Anfrage.

Tarif du verre sur demande.

Prijzen voor glas op aanvraag.







Showcase systems
Vitrinen-Systeme
Systèmes de vitrines
Vitrinesystemen





Connectors
Verbinder
Raccords
Connectors

Page / Seite / Page / Pagina

296

Glass shelf rests
Glasbodenträger
Supports pour verre
Glasplaathouders

Page / Seite / Page / Pagina

301

Sliding door components
Schiebetürbeschläge
Systèmes pour portes coulissante
Schuifdeur componenten

Page / Seite / Page / Pagina

302**12**

Hinges
Scharniere
Charnières
Scharnieren

Page / Seite / Page / Pagina

307

Locks
Schlösser
Serrures
Sloten

Page / Seite / Page / Pagina

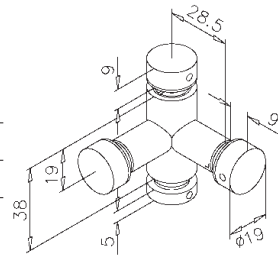
309



304
V2A

Connector, glass/glass, satin stainless steel
Glasverbinder, Glas/Glas, V2A gebürstet
Raccord, verre/verre, inox brossé
Connector, glas/glas, RVS geborsteld

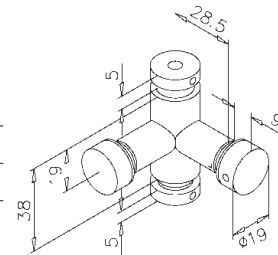
Art.Nr.	glass / Glas / verre / glas
22.0760.019.12	3 - 10 mm



304
V2A

Connector, glass/shelf, satin stainless steel
Glasverbinder, Glas/Podest, V2A gebürstet
Raccord, verre/socle, inox brossé
Connector, glas/bodem, RVS geborsteld

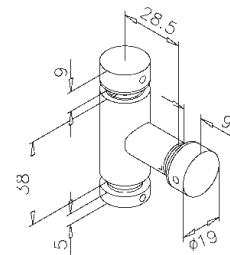
Art.Nr.	glass / Glas / verre / glas
22.0761.019.12	3 - 10 mm



304
V2A

Connector, glass/glass, satin stainless steel
Glasverbinder, Glas/Glas, V2A gebürstet
Raccord, verre/verre, inox brossé
Connector, glas/glas, RVS geborsteld

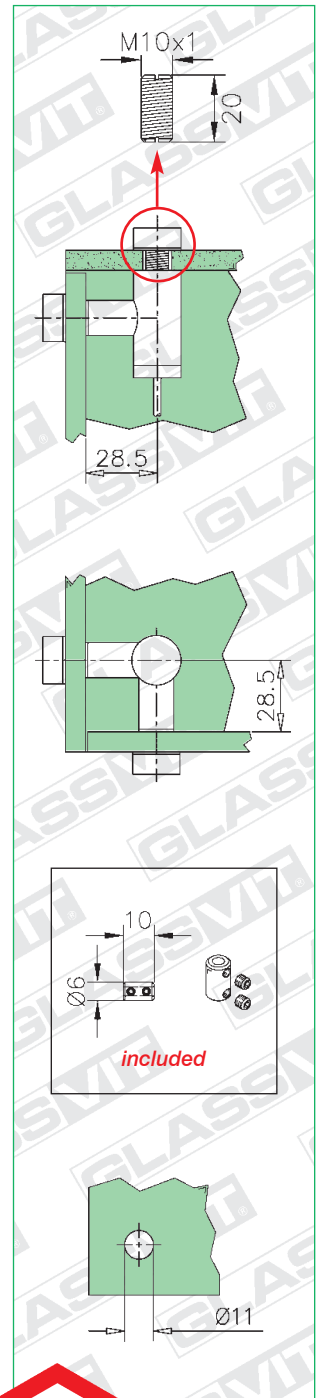
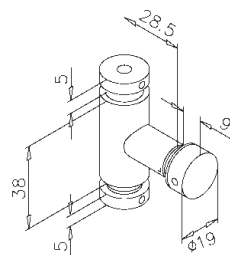
Art.Nr.	glass / Glas / verre / glas
22.0762.019.12	3 - 10 mm



304
V2A

Connector, glass/shelf, satin stainless steel
Glasverbinder, Glas/Podest, V2A gebürstet
Raccord, verre/socle, inox brossé
Connector, glas/bodem, RVS geborsteld


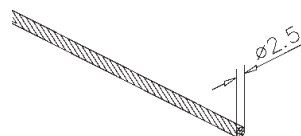
Art.Nr.	glass / Glas / verre / glas
22.0763.019.12	3 - 10 mm



304
V2A

Cable (7 x 7, Ø 2,5), stainless steel
Drahtseil (7 x 7, Ø 2,5), V2A
Câble (7 x 7, Ø 2,5), inox
Kabel (7 x 7, Ø 2,5), RVS

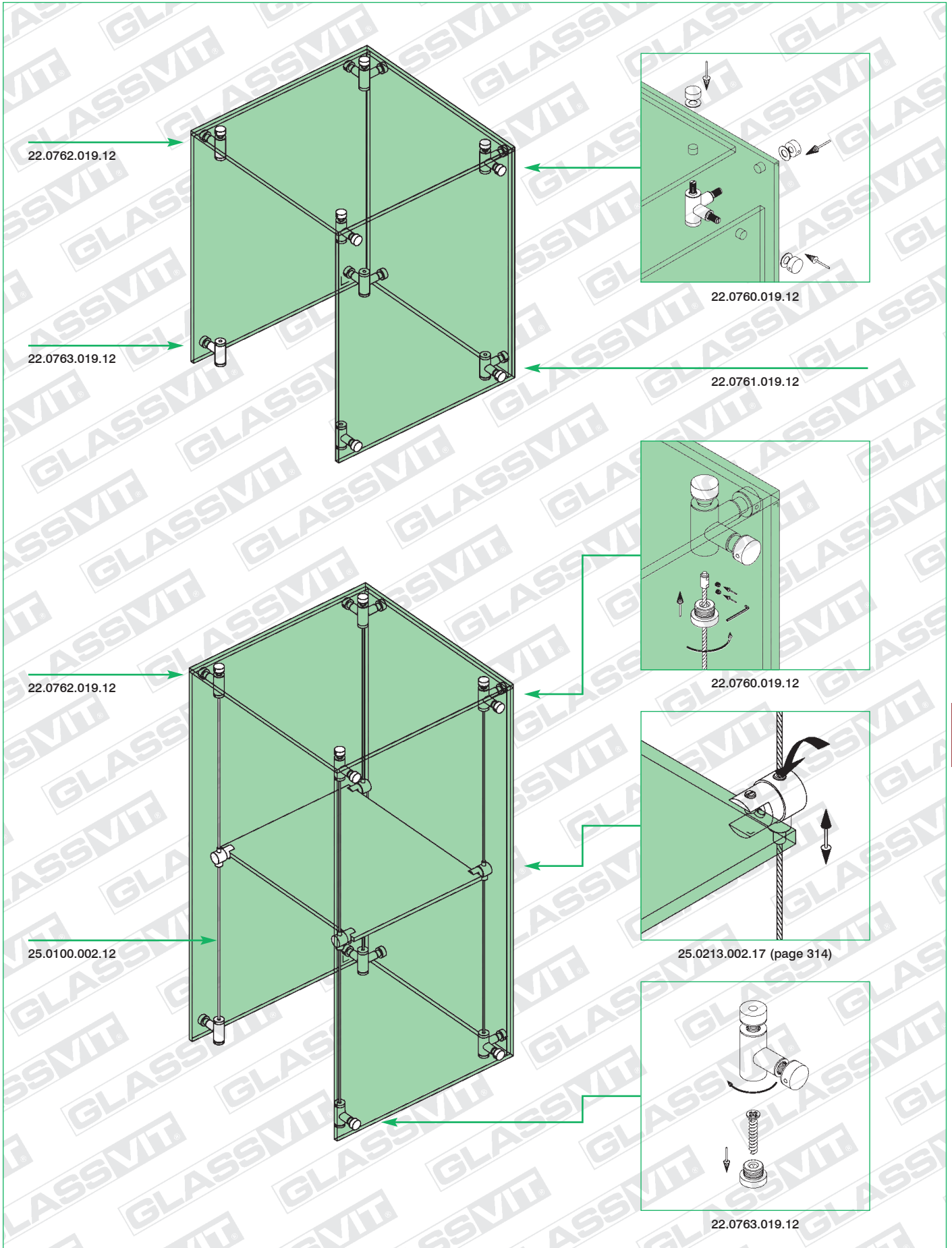
Art.Nr.	L
25.0100.002.12	5 m



7 x 7, Ø 2,5



Cable cutter see page 436
Drahtseil-Schere siehe Seite 436
Pince coupante voir page 436
Kabel kniptang zie pagina 436

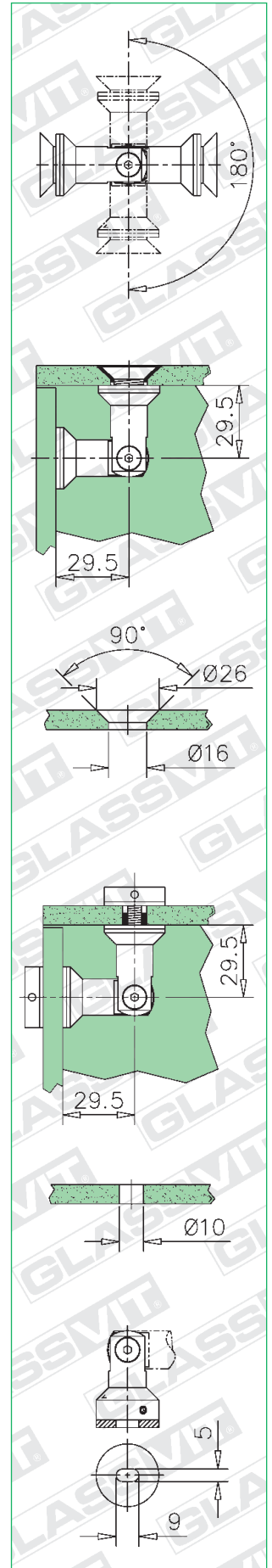
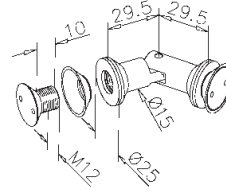




304
V2A

Connector with sunken cap, adjustable, glass/glass, satin stainless steel
 Glasverbinder mit Senkkopf, variabel, Glas/Glas, V2A gebürstet
 Raccord à tête noyée, réglable, verre/verre, inox brossé
 Connector met verzonken kap, variabel, glas/glas, RVS geborsteld

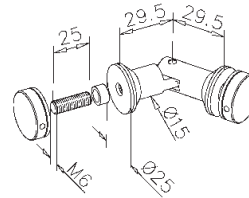
Art.Nr.	glass / Glas / verre / glas
22.0770.028.12	5 - 10 mm



304
V2A

Connector, adjustable, glass/glass, satin stainless steel
 Glasverbinder, variabel, Glas/Glas, V2A gebürstet
 Raccord réglable, avec cabochon, verre/verre, inox brossé
 Connector, variabel, glas/glas, RVS geborsteld

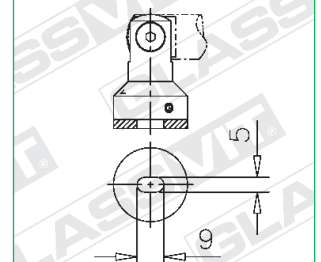
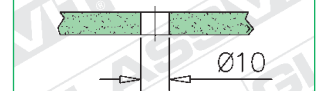
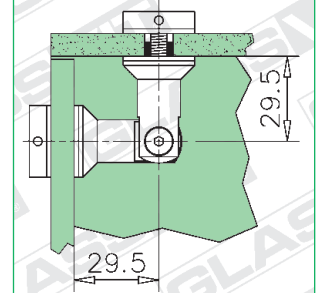
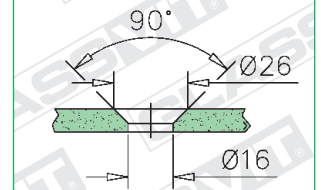
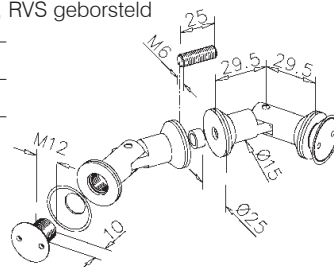
Art.Nr.	glass / Glas / verre / glas
22.0771.028.12	5 - 10 mm



304
V2A

Connector set, adjustable, glass/glass/glass, satin stainless steel
 Glasverbinder-Set, variabel, Glas/Glas/Glas, V2A gebürstet
 Raccord milieu à tête noyée, réglable, verre/verre/verre, inox brossé
 Connector dubbel, variabel, glas/glas/glas, RVS geborsteld

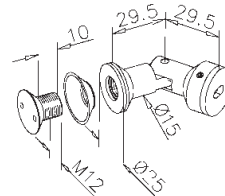
Art.Nr.	glass / Glas / verre / glas
22.0772.028.12	5 - 10 mm



304
V2A

Connector, adjustable, glass/shelf, satin stainless steel
 Glasverbinder, variabel, Glas/Podest, V2A gebürstet
 Raccord réglable, verre/socle, inox brossé
 Connector, variabel, glas/bodem, RVS geborsteld

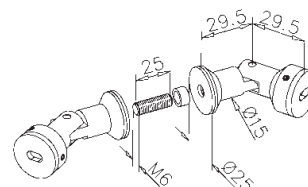
Art.Nr.	glass / Glas / verre / glas
22.0773.028.12	5 - 10 mm

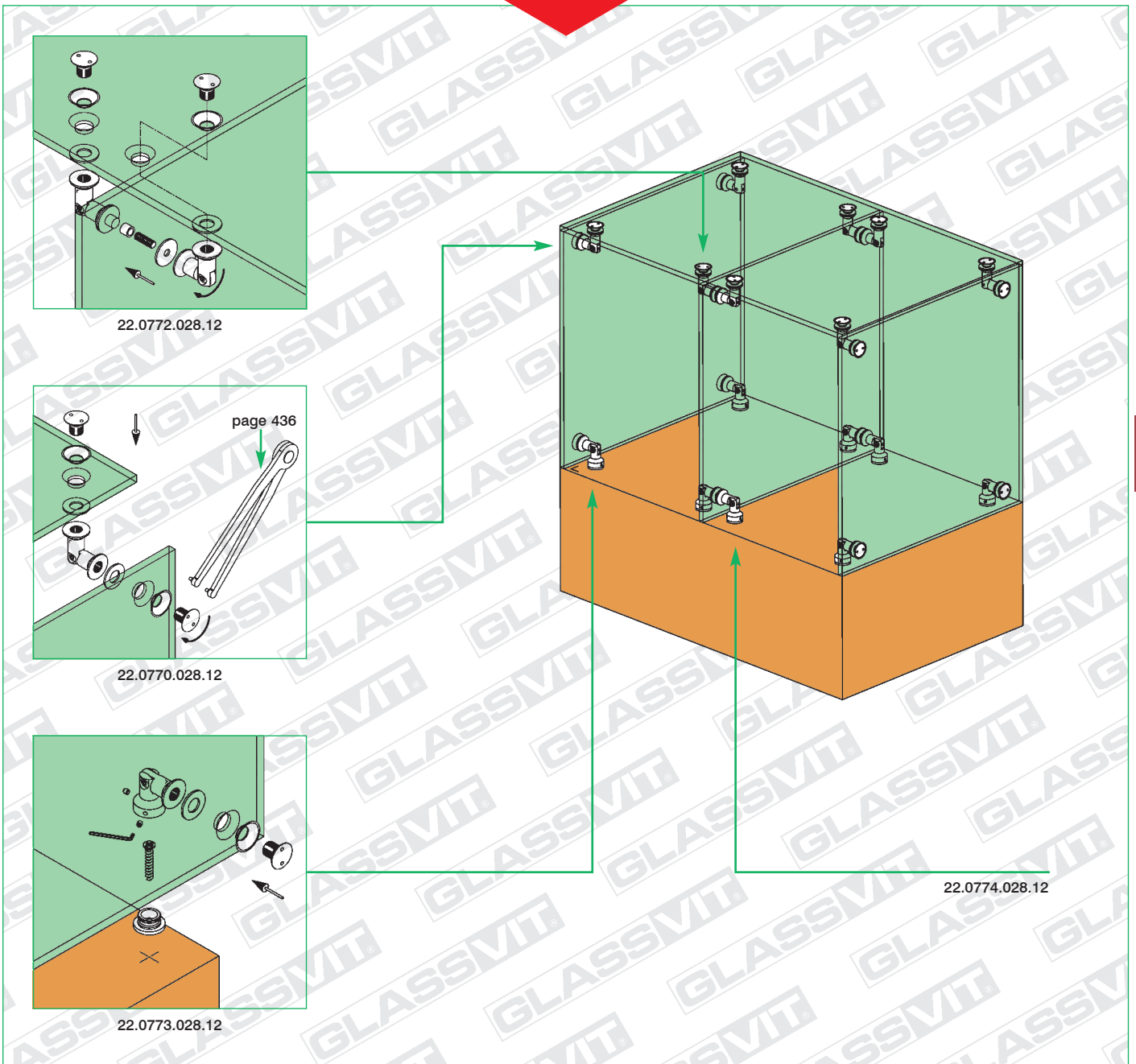


304
V2A

Connector set, adjustable, shelf/glass/shelf, satin stainless steel
 Glasverbinder-Set, variabel, Podest/Glas/Podest, V2A gebürstet
 Raccord milieu réglable, avec cabochon, socle/verre/socle, inox brossé
 Connector dubbel, variabel, bodem/glas/bodem, RVS geborsteld

Art.Nr.	glass / Glas / verre / glas
22.0774.028.12	5 - 10 mm

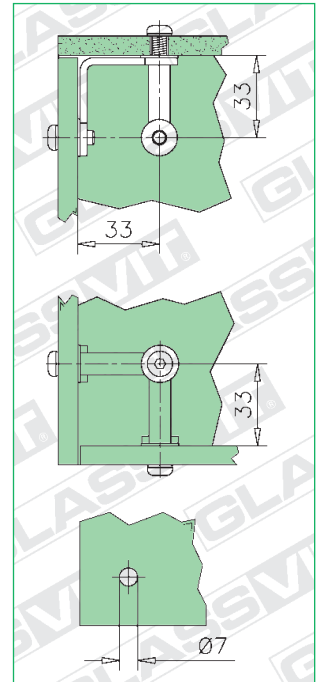
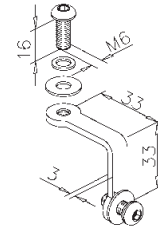







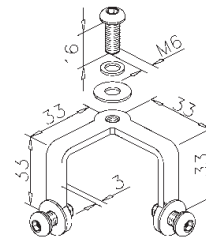
Connector, chrome plated
Verbinder, verchromt
Connecteur double, chromé
Connector, verchromd

Art.Nr.	glass / Glas / verre / glas
22.0764.033.17	3 - 10 mm



Connector, chrome plated
Verbinder, verchromt
Connecteur triple, chromé
Connector, verchromd

Art.Nr.	glass / Glas / verre / glas
22.0765.033.17	3 - 10 mm

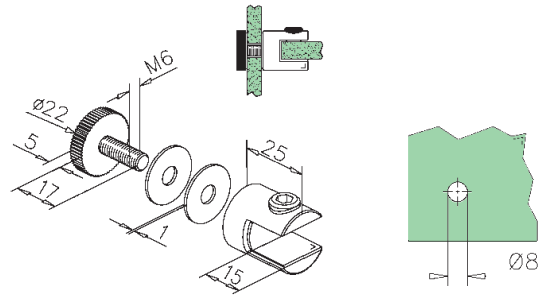


NEW



Connector for glass shelf, single side, zintec
Glasbodenverbinder einseitig, Zinkdruckguss
Support simple, zamak
Glasplaatouder variabel enkel, zamack

Art.Nr.	glass / Glas / verre / glas
22.1910.000...	6 - 10 mm
	...20
	...23



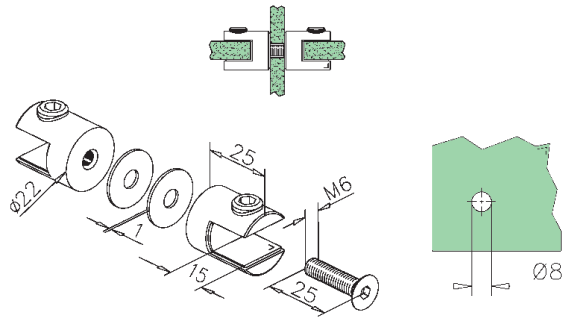


NEW



Connector for glass shelf, double side, zintec
Glasbodenverbinder zweiseitig, Zinkdruckguss
Support double, zamak
Glasplaatouder variabel dubbel, zamack

Art.Nr.	glass / Glas / verre / glas
22.1912.000...	6 - 10 mm
	...20
	...23



PROTECTAN
stainless steel effect
Edelstahleffekt
aspect inox brossé
RVS look
Art.Nr. ...20



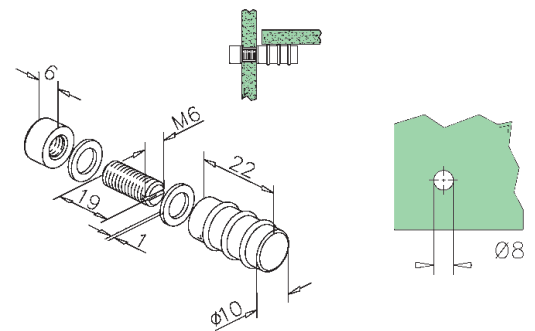
PROTECTAN
chrome effect polished
Chromeffekt poliert
aspect chromé brillant
Chroom look gepolijst
Art.Nr. ...23

12



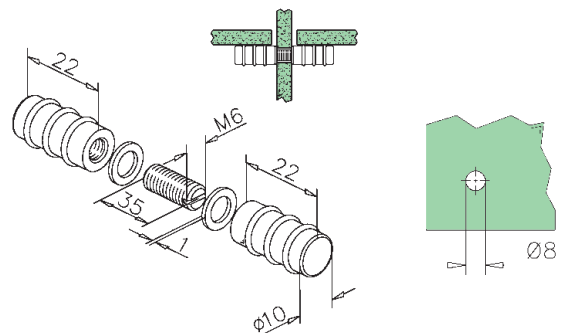
Glass shelf rest, single side, chrome plated
Glasbodenträger einseitig, verchromt
Taquet simple, chromé
Glasplaatsteun enkel, verchromd

Art.Nr.	glass / Glas / verre / glas
22.0748.012.17	3 - 10 mm



Glass shelf rest, double side, chrome plated
Glasbodenträger zweiseitig, verchromt
Taquet double, chromé
Glasplaatsteun dubbel, verchromd

Art.Nr.	glass / Glas / verre / glas
22.0747.012.17	3 - 10 mm





304
V2A

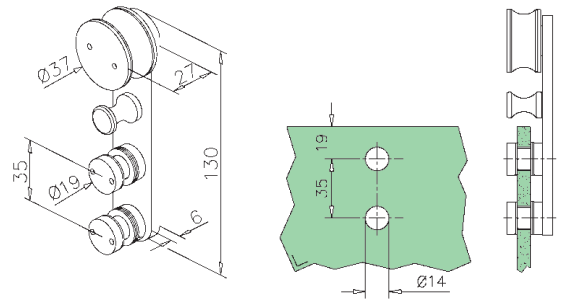
Sliding door roller component, satin stainless steel

Schiebetür-Rollenbeschlag, V2A gebürstet
Ferrure roulante pour porte coulissante, inox brossé
Schuifdeurhouder hangend, RVS geborsteld

Art.Nr.	glass / Glas / verre / glas
23.6101.000.12	8 - 10 mm



Pin wrench see page 436
Stirnloch-Schlüssel siehe Seite 436
Clé pour vis à trous voir page 436
Vorkseutel zie pagina 436

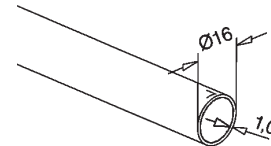


304
V2A

Tube, satin stainless steel

Rohr, V2A gebürstet
Tube, inox brossé
Buis, RVS geborsteld

Art.Nr.	L
12.8900.016.12	cutted / zugeschnitten / coupé / gezaagd

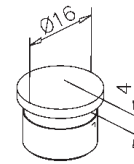


304
V2A

Arched end cap, satin stainless steel

Endkappe gewölbt, V2A gebürstet
Embout bombé, inox brossé
Afgeronde eindstop, RVS geborsteld

Art.Nr.	Ø
12.0821.016.12	16 mm



High strength fixitive see page 436
Spezialkleber siehe Seite 436
Colle spéciale voir page 436
Lijm speciaal zie pagina 436

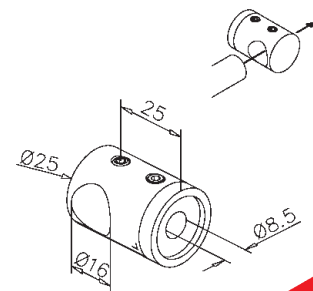


304
V2A

Flat crossbar holder, satin stainless steel

Querstabhalter flach, V2A gebürstet
Support transversal plat, inox brossé
Vlakke dwars stafhouder, RVS geborsteld

Art.Nr.	Ø
12.0840.000.12	16 mm



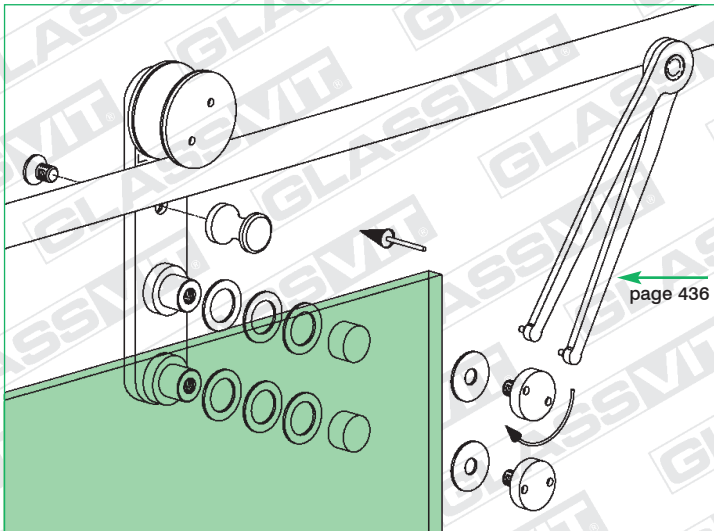
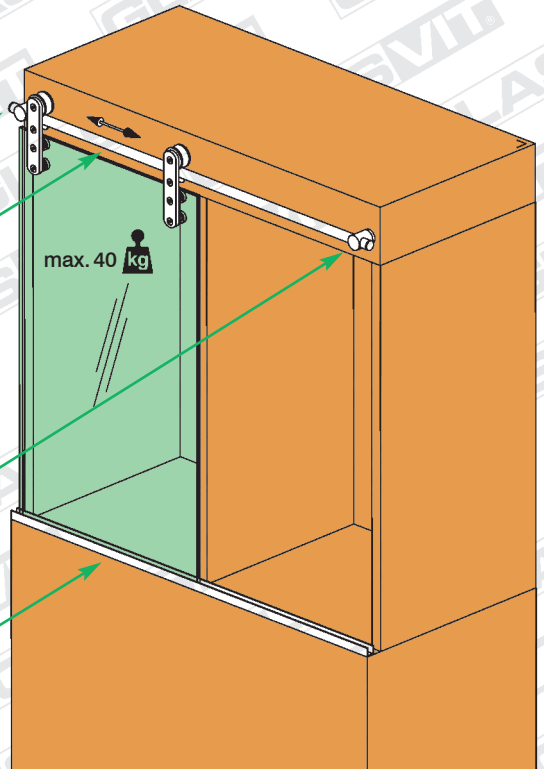


12.0821.016.12

12.8900.016.12

12.0840.000.12

49.8900.151.19 (page 422)



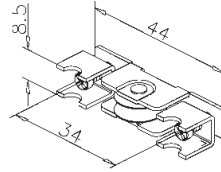
23.6101.000.12





Roller bearing, steel/aluminium
 Rollenlager, Stahl/Aluminium
 Galet, acier/aluminium
 Kogellagerrol, staal/aluminium

Art.Nr.
 21.0801.000.46

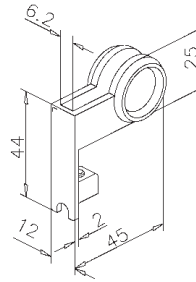


max. 10 kg



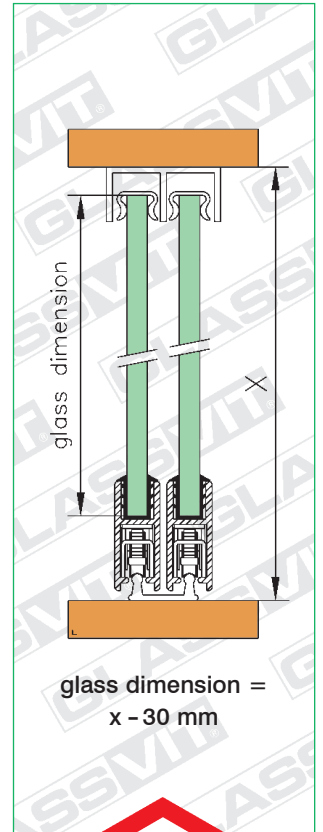
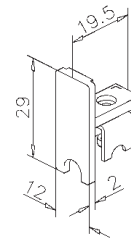
Endcap with finger grip, aluminium matt chrome
 Endkappe mit Fingermulde, Aluminium mattverchromt
 Embout avec prise, aluminium, chromé mat
 Eindstukhandgreep, aluminium mat verchromd

Art.Nr.
 21.0805.000.16

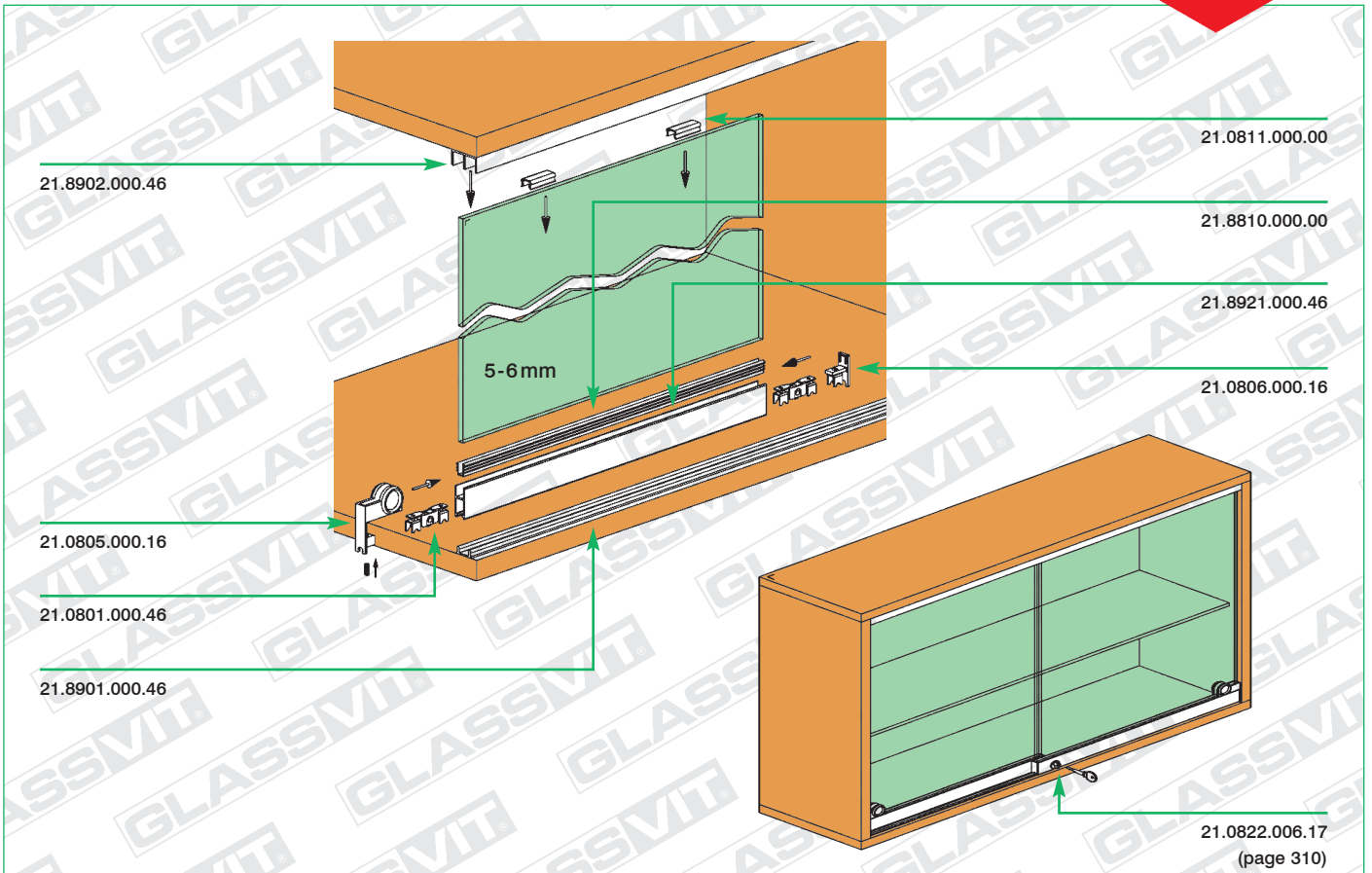


Endcap, aluminium matt chrome
 Endkappe, Aluminium mattverchromt
 Embout, aluminium, chromé mat
 Eindstuk, aluminium mat verchromd

Art.Nr.
 21.0806.000.16



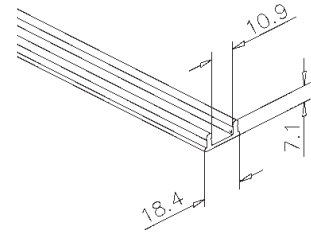
12





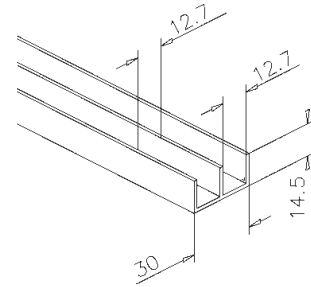
Bottom track, aluminium, silver matt anodized
Bodenschiene, Aluminium, silber matt eloxiert
Rail bas, aluminium, anodisé argent mat
Onderrail, aluminium, zilver mat geanodiseerd

Art.Nr.	L
21.0901.000.46	2000 mm
21.8901.000.46	cutted / zugeschnitten / coupé / gezaagd



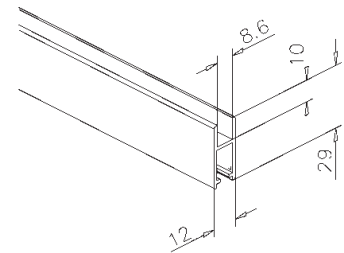
Top track, aluminium, silver matt anodized
Kopfschiene, Aluminium, silber matt eloxiert
Rail haut, aluminium, anodisé argent mat
Bovenrail, aluminium, zilver mat geanodiseerd

Art.Nr.	L
21.0902.000.46	2000 mm
21.8902.000.46	cutted / zugeschnitten / coupé / gezaagd



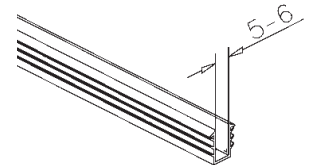
Glass rail, aluminium, silver matt anodized
Glosscheibenprofil, Aluminium, silber matt eloxiert
Profils pour verre, aluminium, anodisé argent mat
Loopschoen, aluminium, zilver mat geanodiseerd

Art.Nr.	L
21.0921.000.46	2000 mm
21.8921.000.46	cutted / zugeschnitten / coupé / gezaagd



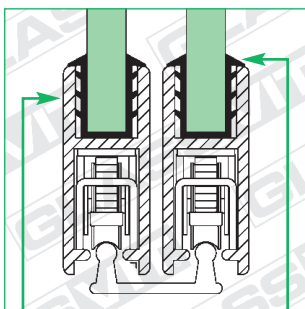
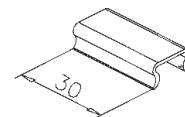
Spline for glass rail, ABS
Glasgummi, ABS Kunststoff
Joint PVC pour verre
Glasrubber, ABS

Art.Nr.	L
21.0810.000.00	50 m
21.8810.000.00	cutted / zugeschnitten / coupé / gezaagd

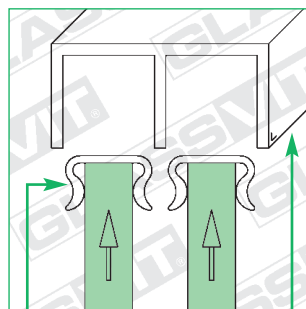


Silencer, ABS
Dämpfer, ABS Kunststoff
Atténuateur, plastique ABS
Anti klapperklem, ABS

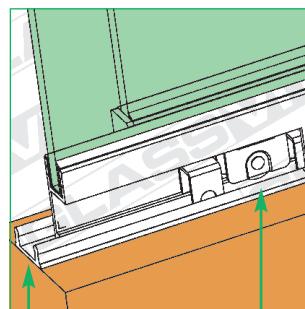
Art.Nr.
21.0811.000.00



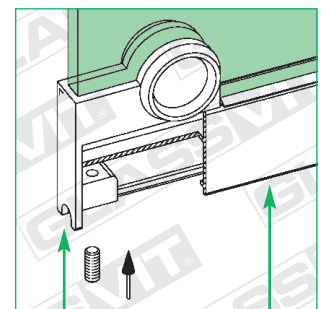
21.8921.000.46 21.8810.000.00



21.0811.000.00 21.8902.000.46



21.8901.000.46 21.0801.000.46



21.0805.000.16 21.8921.000.46

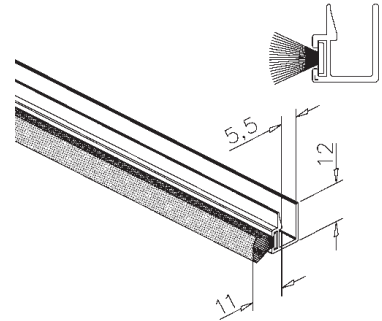
NEW



Dust flap for clamp fixation, silver anodized

Staubschutzleiste für Klemm-Montage, silber eloxiert
Volet de la poussière pour fixation serrage, anodisé argent
Stof flap voor klemmontage, zilver geanodiseerd

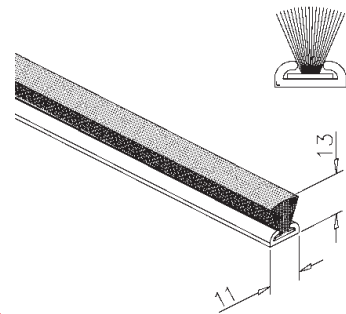
Art.Nr.	glass / Glas / verre / glas	L
19.4125.006.46	6 mm	2500 mm
19.4100.006.46	6 mm	5000 mm



Dust flap for adhesive fixation, grey

Staubschutzleiste für Klebe-Montage, grau
Volet de la poussière à coller, gris
Stof flap voor kleefmontage, grijs

Art.Nr.	L
19.4100.000.00	2500 mm



12

23.4010.000.00

23.4020.000.00

23.4030.000.00

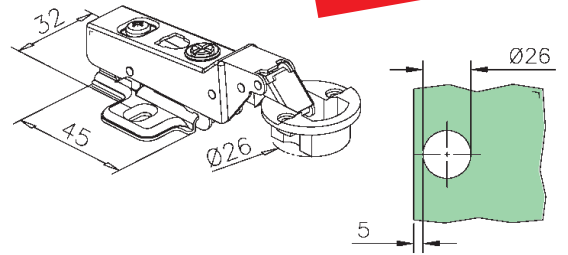
NEW

soft close



Glass door hinge 95°, inside, matt nickel plated
Glastür-Scharnier 95°, innen, mattvernickelt
Charnière pour porte en verre 95°, dedans, nickelé mat
Glasdeurscharnier 95°, binnen, mat vernikkeld

Art.Nr.	glass / Glas / verre / glas
23.4010.000.00	4 - 6 mm

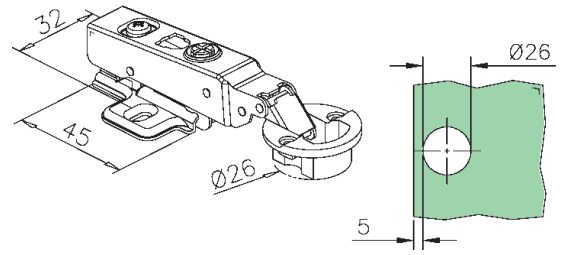


soft close



Glass door hinge 95°, centre, matt nickel plated
Glastür-Scharnier 95°, Mitte, mattvernickelt
Charnière pour porte en verre 95°, centré, nickelé mat
Glasdeurscharnier 95°, midden, mat vernikkeld

Art.Nr.	glass / Glas / verre / glas
23.4020.000.00	4 - 6 mm

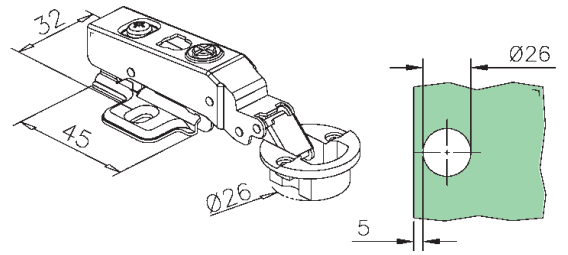


soft close



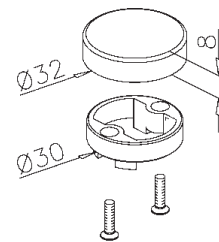
Glass door hinge 95°, outside, matt nickel plated
Glastür-Scharnier 95°, außen, mattvernickelt
Charnière pour porte en verre 95°, dehors, nickelé mat
Glasdeurscharnier 95°, buiten, mat vernikkeld

Art.Nr.	glass / Glas / verre / glas
23.4030.000.00	4 - 6 mm



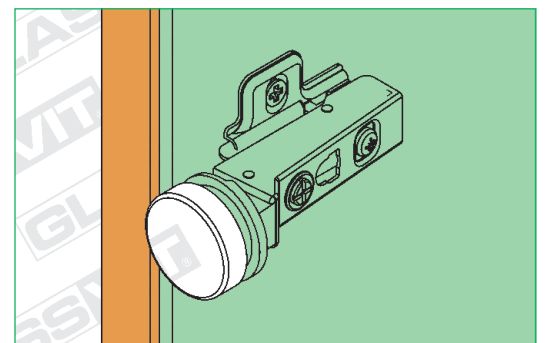
Cover cap, plastic, stainless steel effect
Abdeckkappe, Kunststoff, Edelstahleffekt
Capuchon, plastique, aspect inox brossé
Afdekking, kunststof, RVS look

Art.Nr.	
18.5000.032.20	



Cover cap, plastic, chrome effect polished
Abdeckkappe, Kunststoff, Chromeffekt poliert
Capuchon, plastique, aspect chromé brillant
Afdekking, kunststof, chroom look gepolijst

Art.Nr.	
18.5000.032.23	





Glass door hinge, chrome plated (pair)

Glastür-Scharnier, verchromt (Paar)
Charnière pour porte en verre, chromé (la paire)
Glasdeurscharnier, verchromd (paar)

Art.Nr.	glass / Glas / verre / glas
23.3806.000.17	4 - 6 mm

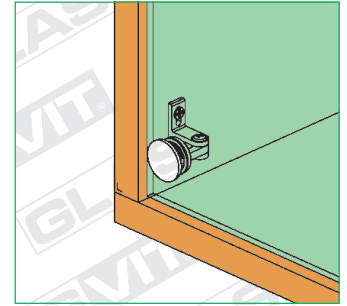
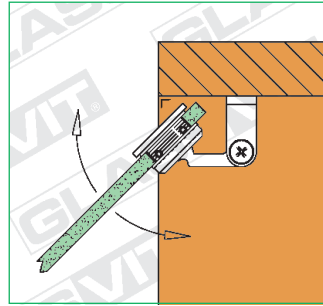
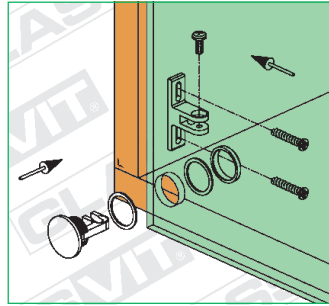
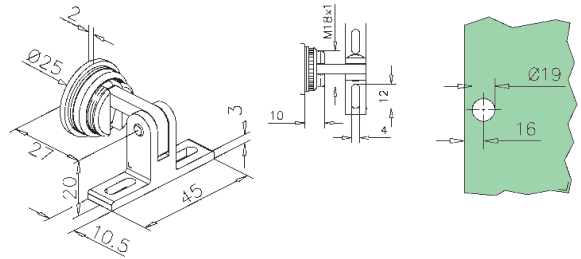
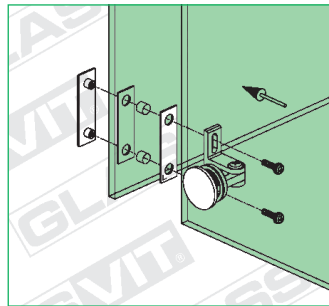
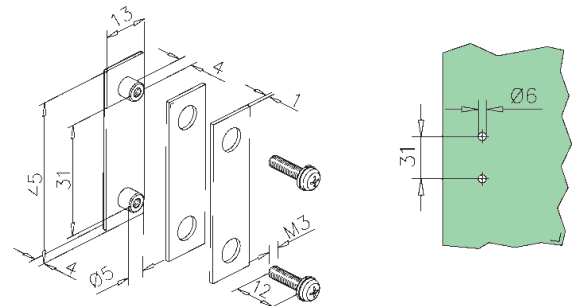


Plate glass/glass, chrome plated (pair)

Platte Glas/Glas, verchromt (Paar)
Plaquettes verre/verre, chromé (la paire)
Afdekplaat glas/glas, verchromd (paar)

Art.Nr.	glass / Glas / verre / glas
23.3800.000.17	4 - 6 mm



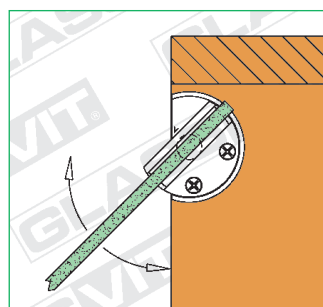
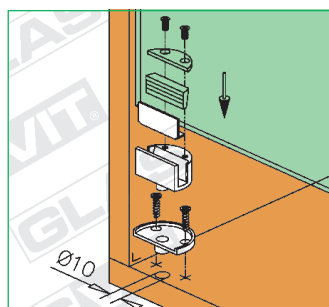
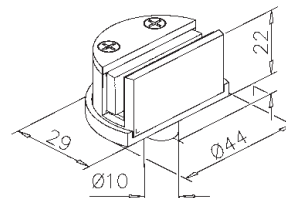
12



Glass door hinge, chrome plated (pair)

Glastür-Scharnier, verchromt (Paar)
Charnière pour porte en verre, chromé (la paire)
Glasdeurscharnier, verchromd (paar)

Art.Nr.	glass / Glas / verre / glas
23.3826.000.17	5 mm

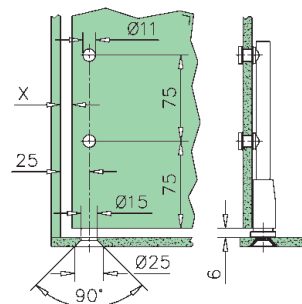
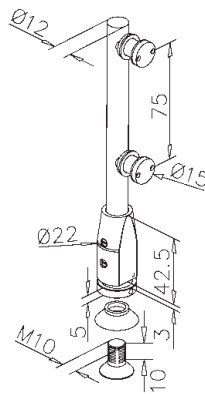




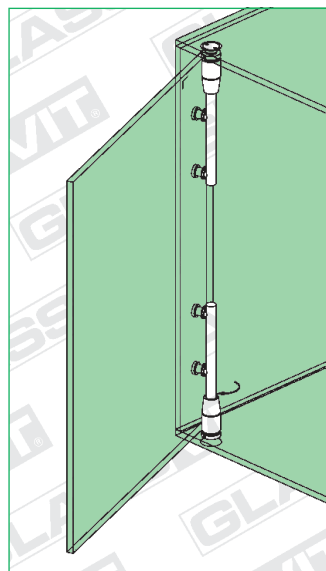
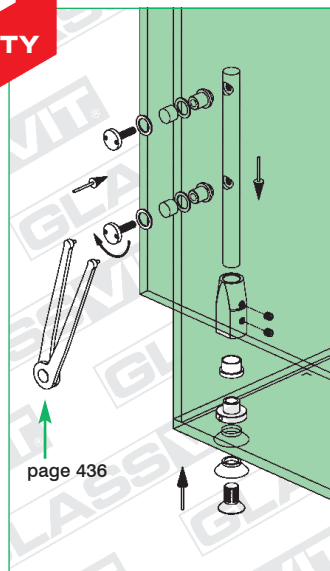
304
V2A

Glass door hinge, top and bottom glass panel, satin stainless steel (pair)
Glastür-Scharnier, zur Montage an Glasboden und -deckel, V2A gebürstet (Paar)
Charnière pour porte en verre, montage sur verre ou bois, inox brossé (la paire)
Glasdeur scharnier, RVS geborsteld (paar)


Art.Nr.	glass / Glas / verre / glas
23.0766.000.12	6 - 8 mm



6 mm glass: x= 8 mm
8 mm glass: x=10 mm

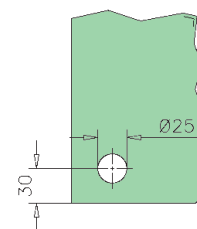
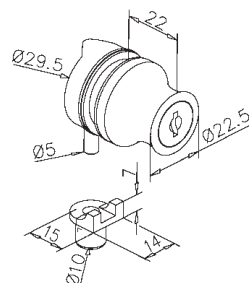


12



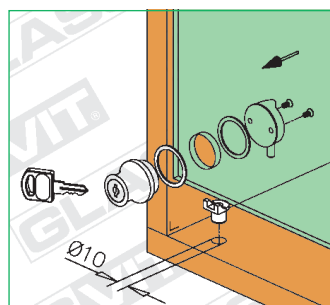
Glass door cylinder lock, chrome plated
Glastür-Zylinderschloss, verchromt
Serrure à cylindre pour porte en verre, chromé
Vitrinenslot, verchromd

	Art.Nr.	glass / Glas / verre / glas
KD	23.1002.006.17	4 - 6 mm
KA	23.1002.106.17	4 - 6 mm



KD system
keyed different
verschiedenschließend
clés différentes
verschillend sluitend

KA system
keyed alike
gleichschließend
même clé
gelijk sluitend



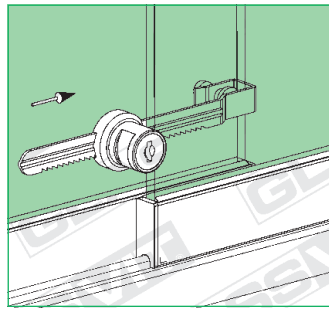
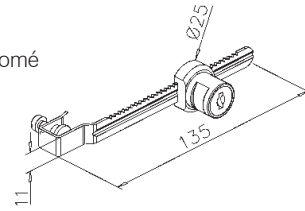


Sliding glass door lock, chrome plated

Glasschiebetür-Zahnstangenschloss, verchromt
Serrure à tige crémaillère pour porte coulissante en verre, chromé
Zaagtandslot, verchromd



	Art.Nr.	glass / Glas / verre / glas
KD	21.1001.006.17	5 - 6 mm
KA	21.1001.106.17	5 - 6 mm



KD system
keyed different
verschiedenschließend
clés différentes
verschillend sluitend

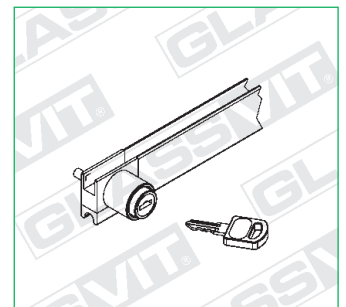
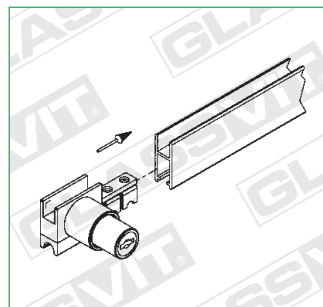
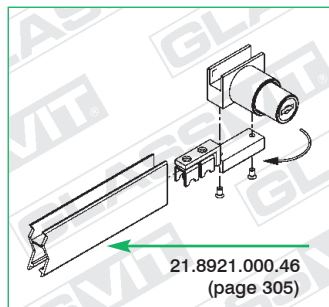
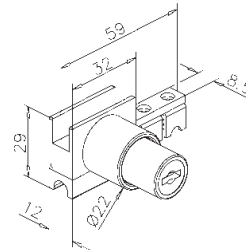
KA system
keyed alike
gleichschließend
même clé
gelijk sluitend

Sliding glass door push lock for left and right, matt chrome

Glastür-Hebezyinderschloss für links und rechts, mattverchromt
Serrure batteuse de sécurité
pour porte coulissante en verre à gauche ou à droite, chromé mat
Eindstukslot voor links en rechts, mat verchromd



	Art.Nr.	glass / Glas / verre / glas
KD	21.0821.006.16	5 - 6 mm
KA	21.0821.106.16	5 - 6 mm

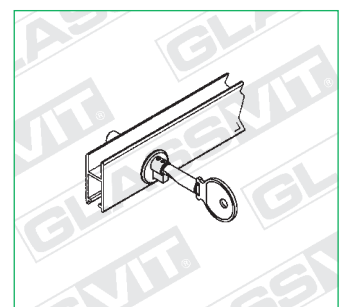
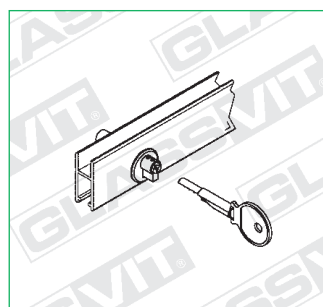
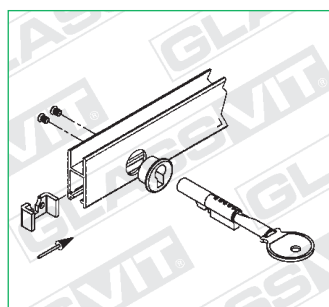
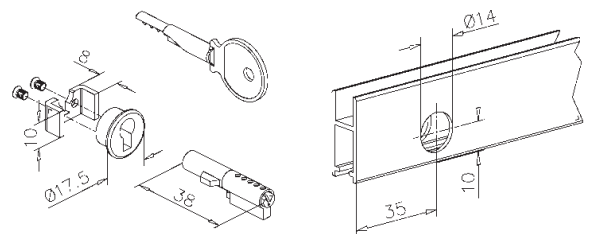


Sliding glass door lock, chrome plated

Glasschiebetür-Schloss, verchromt
Serrure à cylindre, fixation sur rail, chromé
Steekslot, verchromd

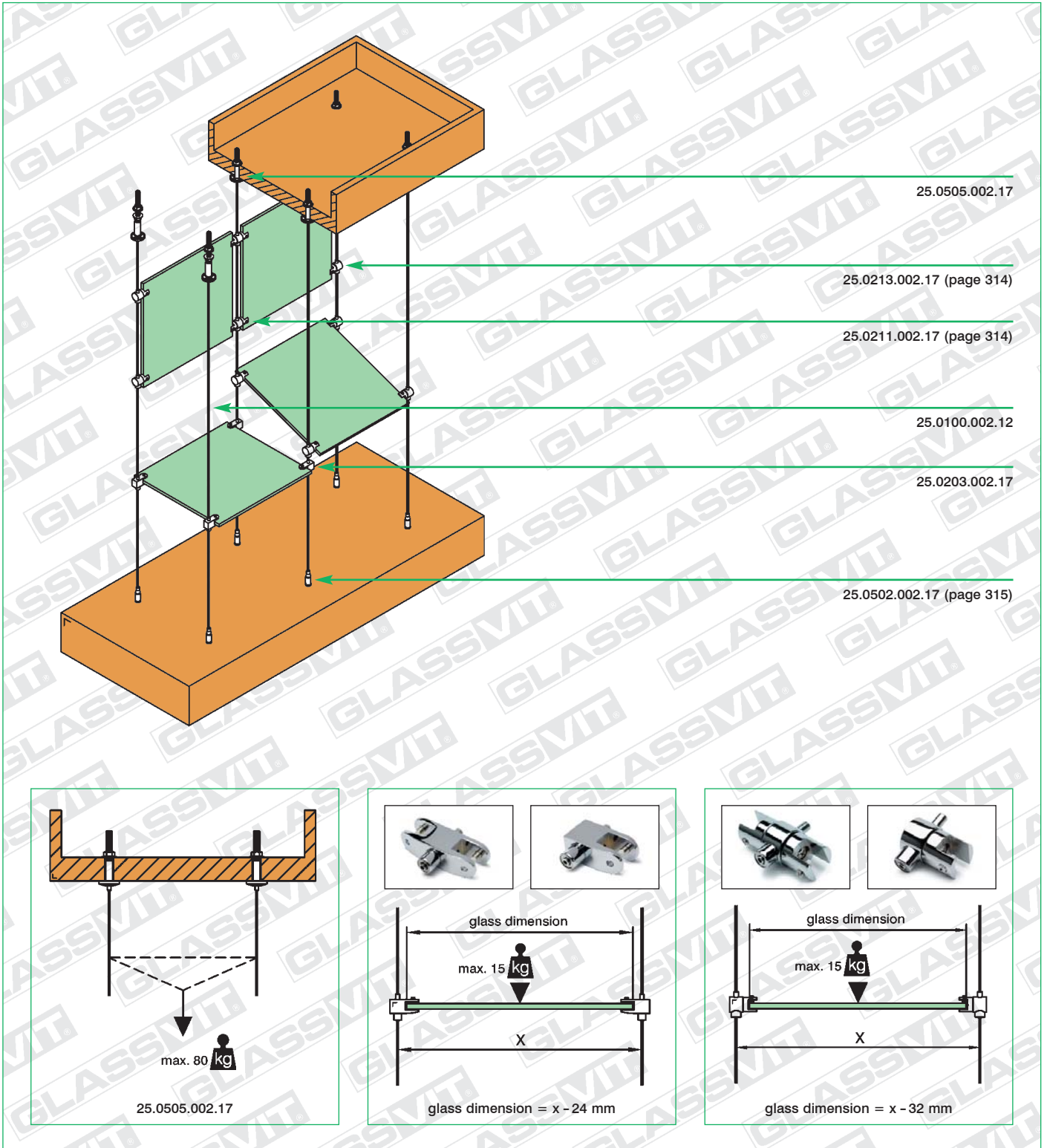


	Art.Nr.	glass / Glas / verre / glas
	21.0822.006.17	5 - 6 mm


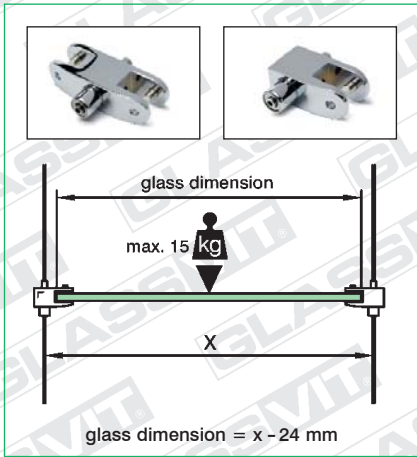
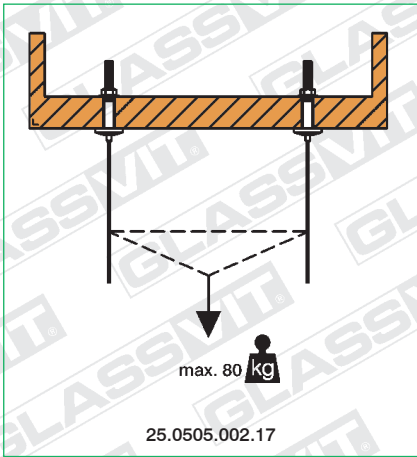




Display systems
Display-Systeme
Systèmes d'étagères
Displaysystemen

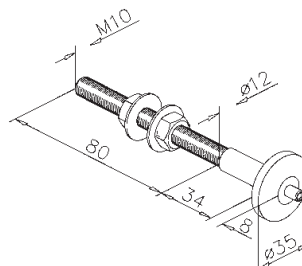


13



Ceiling flange, brass/steel chrome plated
 Deckenflansch, Messing/Stahl verchromt
 Fixation au plafond, laiton/acier chromé
 Plafond flens, messing/staal verchromd


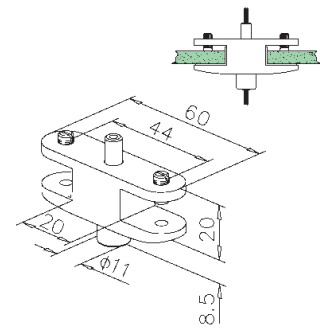
Art.Nr.
 25.0505.002.17





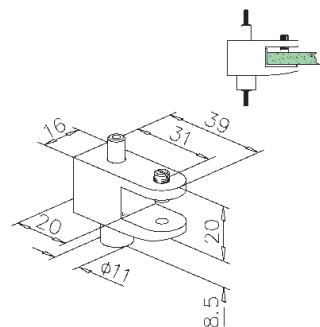
Middle glass support, chrome plated
 Glasbodenträger Mitte, verchromt
 Support double d'étagère, chromé
 Dubbelzijdige paneelhouder, verchromd

Art.Nr.	glass / Glas / verre / glas
25.0201.002.17	5 - 8 mm



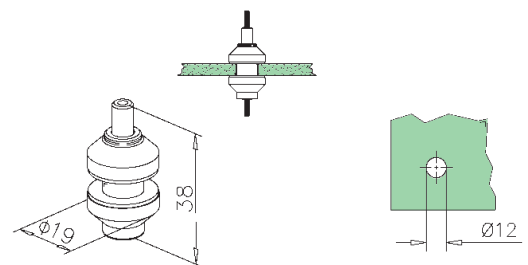
Outside glass support, chrome plated
 Glasbodenträger außen, verchromt
 Support gauche/droite d'étagère, chromé
 Enkelzijdige paneelhouder, verchromd

Art.Nr.	glass / Glas / verre / glas
25.0203.002.17	5 - 8 mm




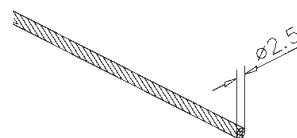
Horizontal glass support, chrome plated
 Glasbodenträger horizontal, verchromt
 Support d'étagère à percer, chromé
 Horizontale paneelhouder, verchromd

Art.Nr.	glass / Glas / verre / glas
25.0202.002.17	5 - 8 mm



Cable (7 x 7, Ø 2,5), stainless steel
 Drahtseil (7 x 7, Ø 2,5), V2A
 Câble (7 x 7, Ø 2,5), inox
 Kabel (7 x 7, Ø 2,5), RVS

Art.Nr.	L
25.0100.002.12	5 m



7 x 7, Ø 2,5


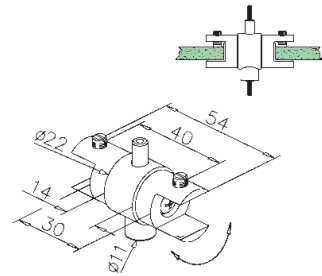


Cable cutter see page 436
 Drahtseil-Schere siehe Seite 436
 Pince coupante voir page 436
 Kabel kniptang zie pagina 436



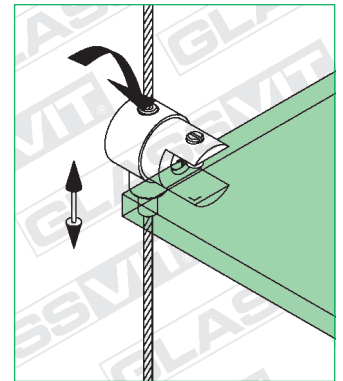
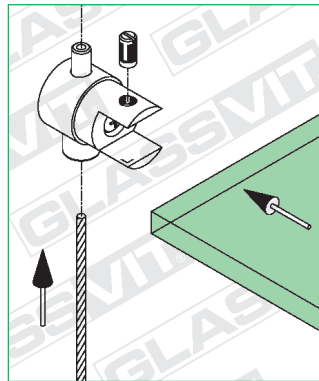

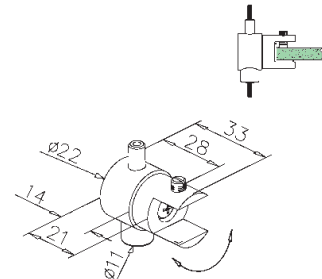
Turnable middle glass support, chrome plated
Drehbarer Glasbodenträger Mitte, verchromt
Support pivotant double d'étagère, chromé
Draaibare dubbelzijdige paneelhouder, verchromd

Art.Nr.	glass / Glas / verre / glas
25.0211.002.17	5 - 8 mm



Turnable outside glass support, chrome plated
Drehbarer Glasbodenträger außen, verchromt
Support pivotant d'extrémité d'étagère, chromé
Draaibare enkelzijdige paneelhouder, verchromd

Art.Nr.	glass / Glas / verre / glas
25.0213.002.17	5 - 8 mm

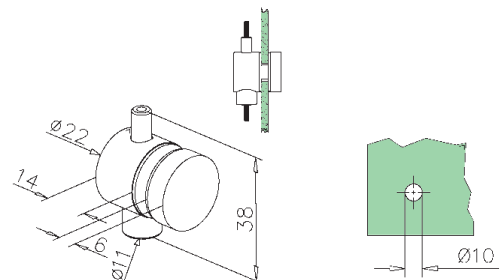


13



Vertical glass support, chrome plated
Glasbodenträger vertikal, verchromt
Support vertical d'étagère à percer, chromé
Vertikale paneelhouder, verchromd

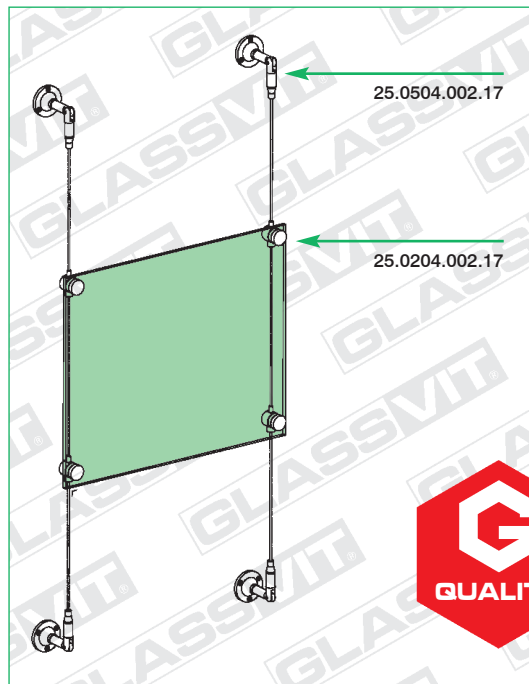
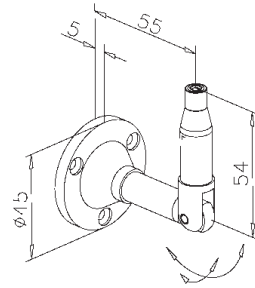
Art.Nr.	glass / Glas / verre / glas
25.0204.002.17	5 - 8 mm





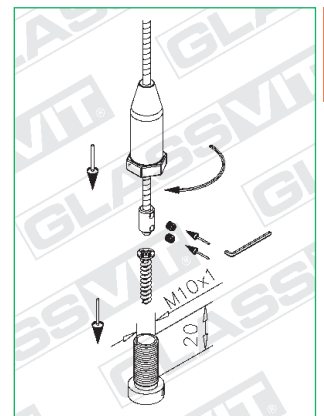
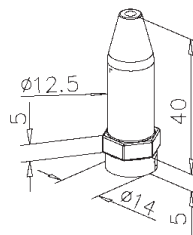
Adjustable flange, self-tensioning, chrome plated
 Flansch variabel, selbstspannend, verchromt
 Fixation pivotante avec sécurité, chromé
 Draaibare flens, zelf spannend, verchromd

Art.Nr.
 25.0504.002.17



Floor flange, chrome plated
 Bodenflansch, verchromt
 Fixation basse, chromé
 Vloer flens, verchromd

Art.Nr.
 25.0502.002.17

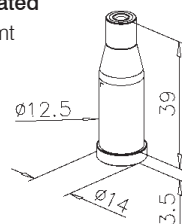


13



Ceiling and floor flange, self-tensioning, chrome plated
 Decken- und Bodenflansch, selbstspannend, verchromt
 Fixation haute ou basse avec sécurité, chromé
 Plafond en vloer flens, zelf spannend, verchromd

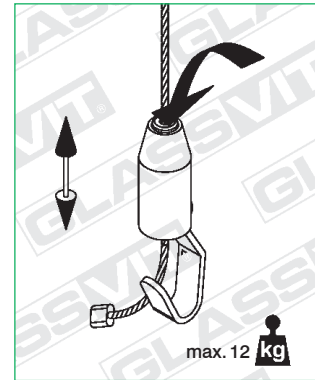
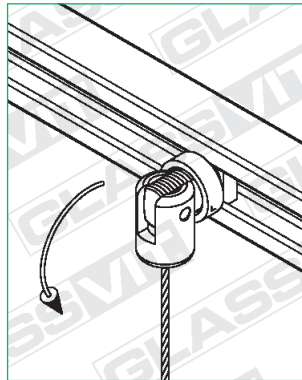
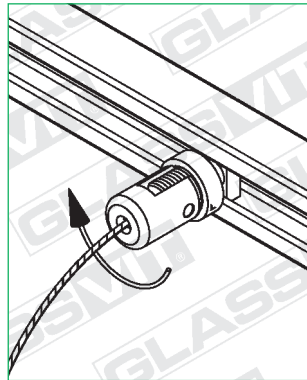
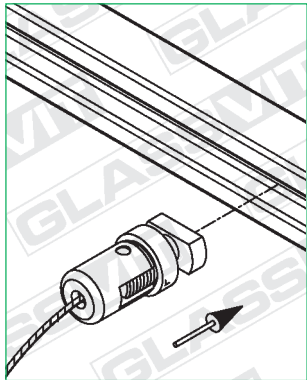
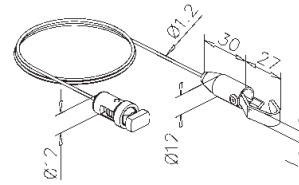
Art.Nr.
 25.0503.002.17





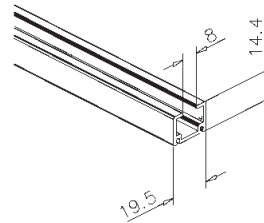
Display hook with wire, chrome plated
 Display-Haken mit Kabel, verchromt
 Câble de fixation rapide, chromé
 Display haak met kabel, verchromd

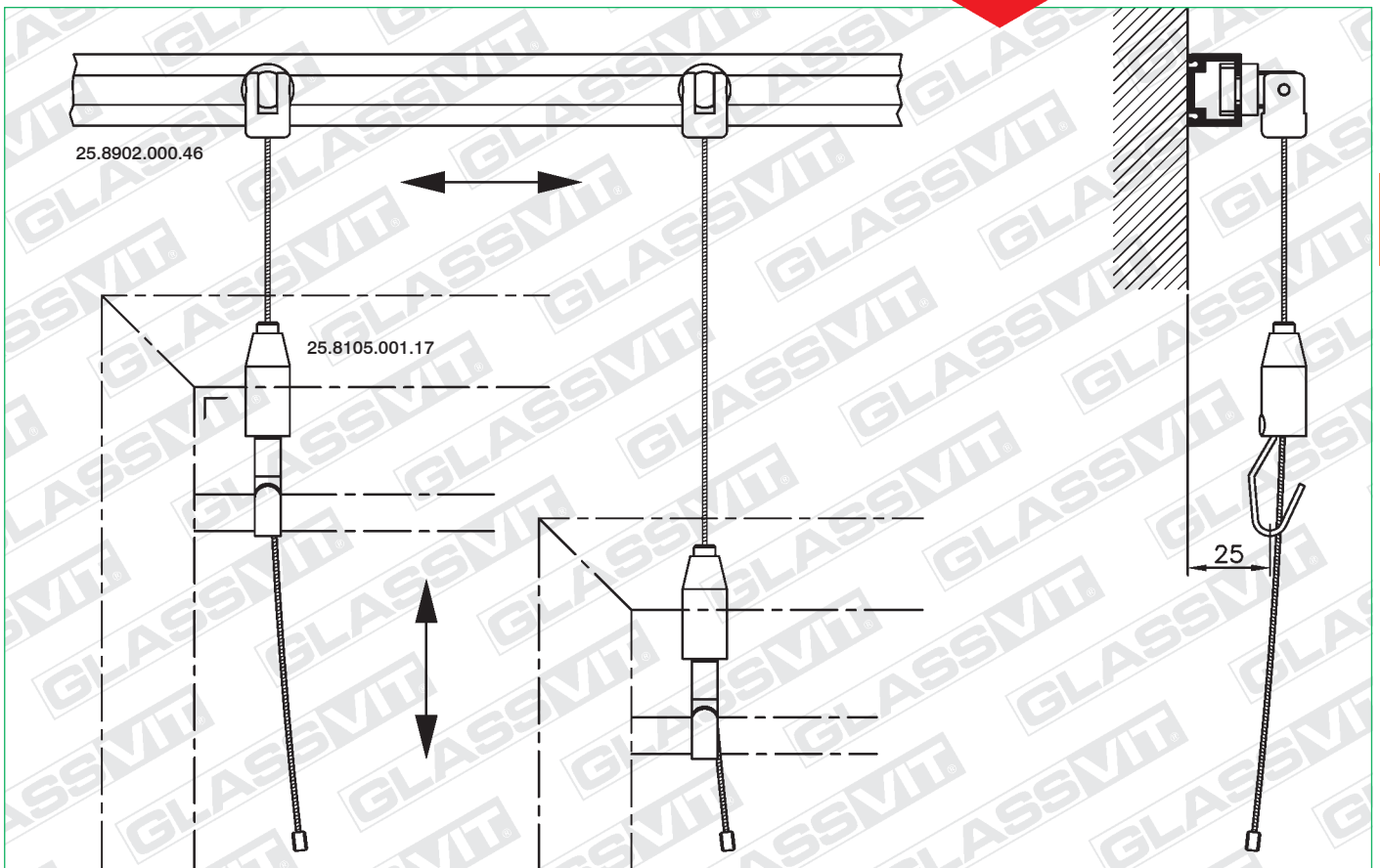
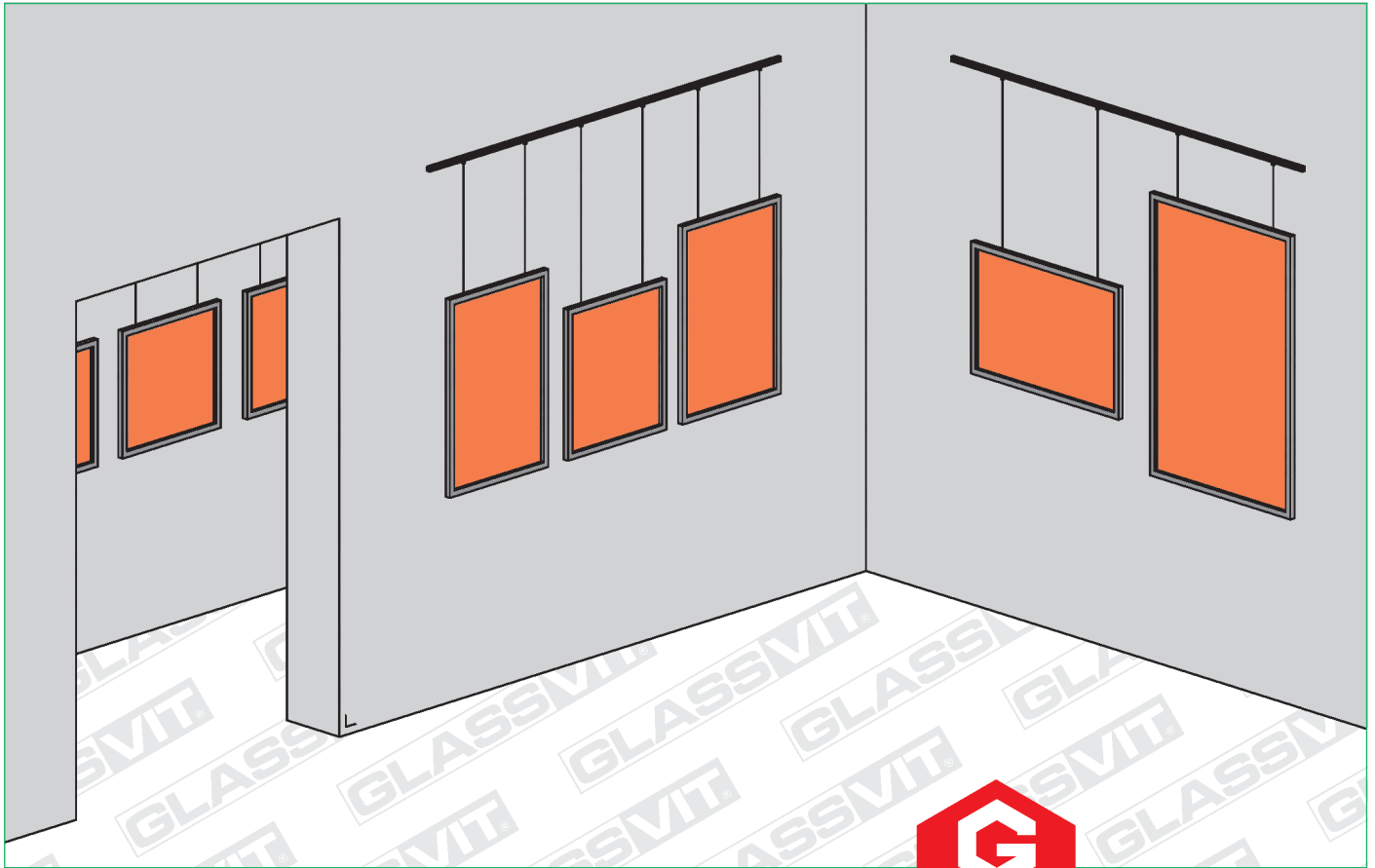
Art.Nr.	L
25.8105.001.17	1200 mm



Railing track, aluminium
 Profilschiene, Aluminium
 Rail, aluminium
 Bevestigingsrail, aluminium

Art.Nr.	L
25.8902.000.46	2 m





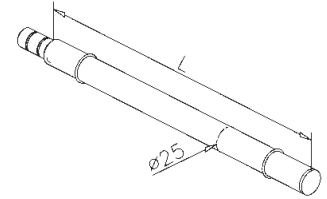


304
V2A

Bracket pin with 2 rubber rings for glass shelf, satin stainless steel

Konsole mit 2 Gummiringen für Glasboden, V2A gebürstet
Console avec 2 anneaux en caoutchouc pour étagère en verre, inox brossé
Console met 2 rubberringen voor glazen schap, RVS geborsteld

Art.Nr.	L
28.7520.025.12	350 mm
28.7529.025.12	variable

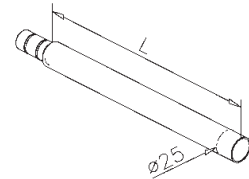


304
V2A

Blind bracket pin for wooden shelf, satin stainless steel

Blindkonsole für Holzboden, V2A gebürstet
Console aveugle pour étagère en bois, inox brossé
Console blind voor houten schap, RVS geborsteld

Art.Nr.	L
28.7540.025.12	250 mm

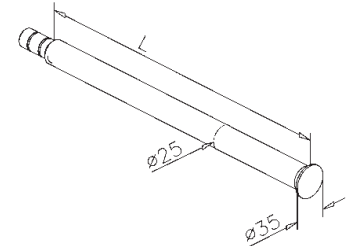


304
V2A

Bracket pin for wooden shelf or clothes hangers, satin stainless steel

Konsole für Holzboden oder Kleiderbügel, V2A gebürstet
Console pour étagère en bois ou pour cintres, inox brossé
Console voor houten schap of kledinghangers, RVS geborsteld

Art.Nr.	L
28.7510.025.12	350 mm
28.7519.025.12	variable

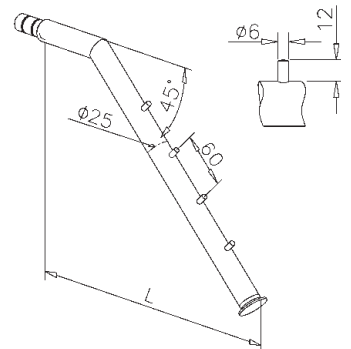


304
V2A

Bracket pin, angled, for clothes hangers, satin stainless steel

Konsole schräg für Kleiderbügel, V2A gebürstet
Console oblique pour cintres, inox brossé
Console, schuin, voor kledinghangers, RVS geborsteld

Art.Nr.	L
28.7530.025.12	350 mm
28.7539.025.12	variable



13

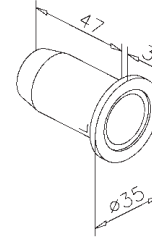




304
V2A

Wall insert sleeve for bracket pin, satin stainless steel
Wand-Einsteckhülse für Konsole, V2A gebürstet
Douille pour enficher les consoles sur panneau, inox brossé
Wand-insteekhuls voor console, RVS geborsteld

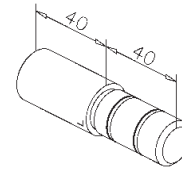
Art.Nr. _____
28.1761.025.12



304
V2A

Bracket pin adapter, plug-in, satin stainless steel
Konsolenadapter einsteckbar, V2A gebürstet
Adaptateur de console à enficher, inox brossé
Consoleadapter, insteekbaar, RVS geborsteld

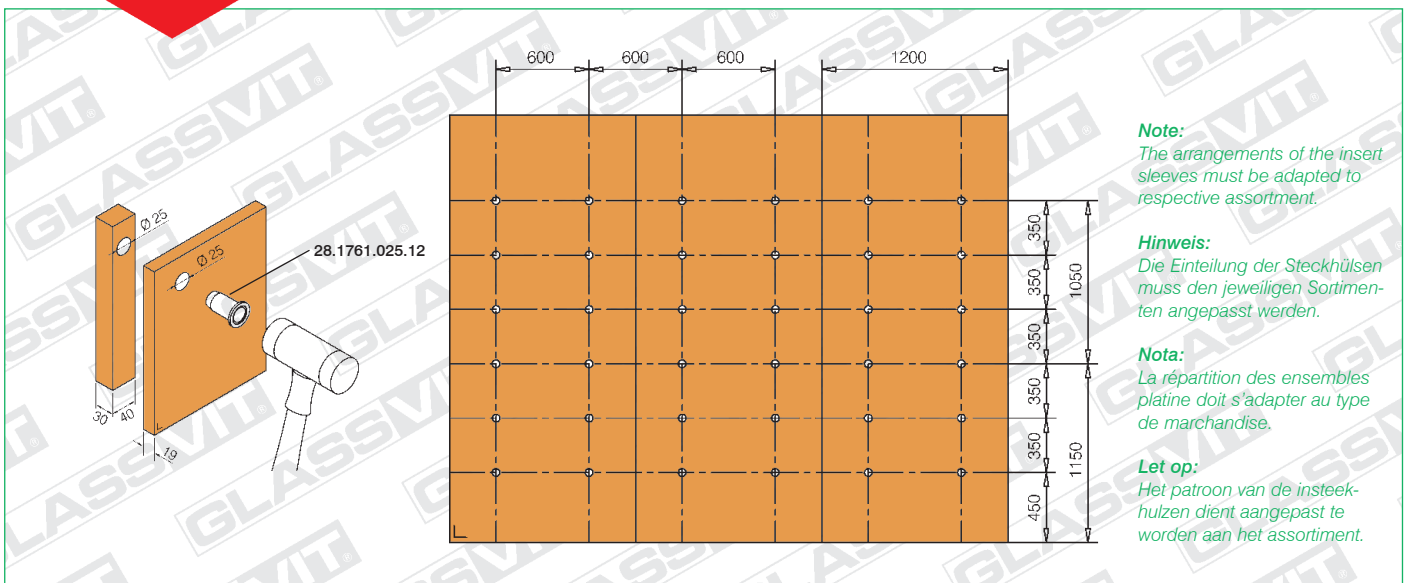
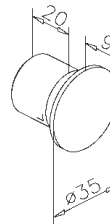
Art.Nr. _____
28.1762.025.12



304
V2A

Bracket pin end cap, satin stainless steel
Konsolenendkappe, V2A gebürstet
Capuchon pour console, inox brossé
Console-eindkap, RVS geborsteld

Art.Nr. _____
28.1763.025.12



Note:
The arrangements of the insert sleeves must be adapted to respective assortment.

Hinweis:
Die Einteilung der Steckhülsen muss den jeweiligen Sortimenten angepasst werden.

Nota:
La répartition des ensembles platine doit s'adapter au type de marchandise.

Let op:
Het patroon van de insteekhulzen dient aangepast te worden aan het assortiment.

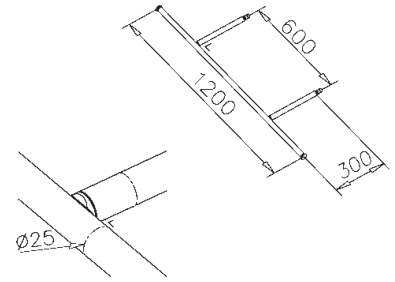


304
V2A

Cross bracket pins for clothes hangers, satin stainless steel

Querkonsole für Kleiderbügel, V2A gebürstet
Console transversale pour cintres, inox brossé
Dwarsconsole voor kledinghangers, RVS geborsteld

Art.Nr.	L
28.7542.025.12	1200 mm

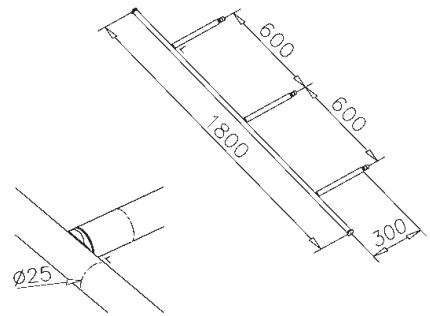


304
V2A

Cross bracket pins for clothes hangers, satin stainless steel

Querkonsole für Kleiderbügel, V2A gebürstet
Console transversale pour cintres, inox brossé
Dwarsconsole voor kledinghangers, RVS geborsteld

Art.Nr.	L
28.7543.025.12	1800 mm

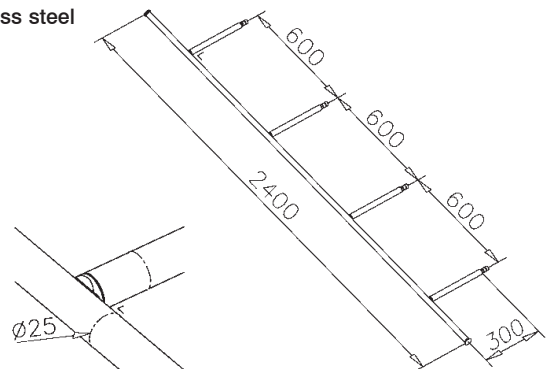


304
V2A

Cross bracket pins for clothes hangers, satin stainless steel

Querkonsole für Kleiderbügel, V2A gebürstet
Console transversale pour cintres, inox brossé
Dwarsconsole voor kledinghangers, RVS geborsteld

Art.Nr.	L
28.7544.025.12	2400 mm



Other dimensions possible.
Andere Abmessungen möglich.
D'autres dimensions possible.
Andere afmetingen mogelijk.

13



Glass clamp systems
Glasklemm-Systeme
Systèmes de pinces à verre
Glasklemsystemen





Glass clamps in stainless steel / Glasklemmen in Edelstahl
Pinces à verre en Inox / Glasklemmen in RVS

Page / Seite / Page / Pagina

325

Glass clamps in zintec / Glasklemmen in Zinkdruckguss
Pinces à verre en zamak / Glasklemmen in zamack

Page / Seite / Page / Pagina

336

Accessories for glass clamps / Zubehör für Glasklemmen
Accessoires pour pinces à verre / Toebehoren voor glasklemmen

Page / Seite / Page / Pagina

346

Glass adapters / Glasbefestigungsadapter
Adaptateurs pour verre / Glasbevestigingsadapter

Page / Seite / Page / Pagina

348

Hinge adapters / Scharnier-Adapter
Charnières / Scharnier adapter

Page / Seite / Page / Pagina

350

Glass supports and profiles / Glashalter und Profile
Supports à verre et profilés / Paneeldragers en profielen

Page / Seite / Page / Pagina

351



- Glass clamps for half hardened and hardened laminated glass
- Glass width maximum 1600 mm
- Certified clamps for fast approval
- No static calculations



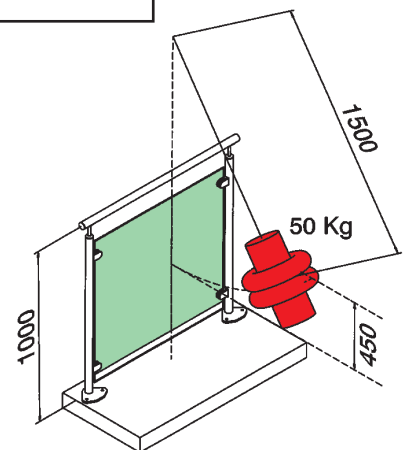
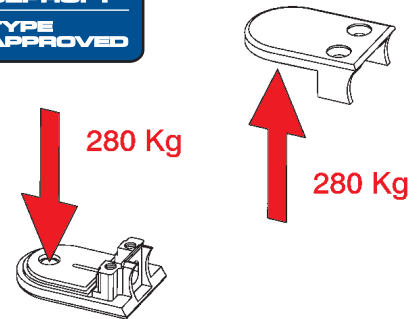
- Glasklemmen für ESG-H und VSG als ESG-Glas
- Glasbreite bis 1600 mm
- Keine Zustimmung im Einzelfall (ZIE)
- Keine statische Berechnung



- Pincés à verre pour VSG : verre de sécurité feuilleté et ESG : verre de sécurité trempé.
- Largeur de verre maximale : 1600 mm



- Glasklemmen voor halfgehard- en gehardgelaagd glas
- Glasbreedtes tot 1600 mm
- Geen praktijktesten en uitvoeren
- Geen statische berekening meer nodig



For further details visit:
 Für weitere Informationen siehe:
 Pour plus de information visitez:
 Voor meer informatie bezoek:
www.glassvit.com



Model 20 - Stainless steel / Edelstahl / Inox / RVS



Flat glass clamp, stainless steel

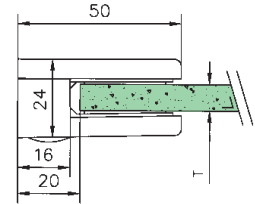
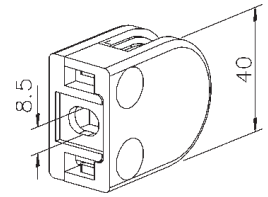
Glasklemme flach, Edelstahl

Pince à verre plate, inox

Vlakke glasklem, RVS

	Art.Nr.	T (mm)
MONO	...2006.000.12	6
	...2008.000.12	8

	Art.Nr.	T (mm)
LAM.	...2007.000.12	6,76 (3 - 0,76 - 3)



Glass clamp for tube, stainless steel

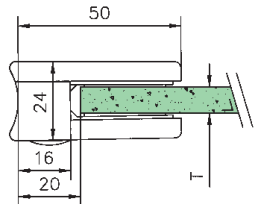
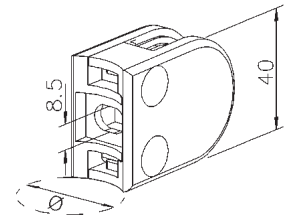
Glasklemme für Rohr, Edelstahl

Pince à verre pour tube, inox

Glasklem voor buis, RVS

	Art.Nr.	Ø (mm)	T (mm)
MONO	...2006.025.12	25,4 - 30,0	6
	...2008.025.12	25,4 - 30,0	8
	...2006.038.12	38,1 - 42,4	6
	...2008.038.12	38,1 - 42,4	8

	Art.Nr.	Ø (mm)	T (mm)
LAM.	...2007.025.12	25,4 - 30,0	6,76 (3 - 0,76 - 3)
	...2007.038.12	38,1 - 42,4	6,76 (3 - 0,76 - 3)



Accessories see page 346
 Zubehör siehe Seite 346
 Accessoires voir page 346
 Toebehoren zie pagina 346

Finishes / Oberflächen / Finitions / Afwerkingen



304 (V2A) - satin grain 320

matt gebürstet Korn 320
 brossé grain 320
 geslepen korrel 320

Art.Nr. 12.20 _ _ . _ _ _ .12



316 (V4A) - satin grain 320

matt gebürstet Korn 320
 brossé grain 320
 geslepen korrel 320

Art.Nr. 14.20 _ _ . _ _ _ .12

Model 21 - Stainless steel / Edelstahl / Inox / RVS

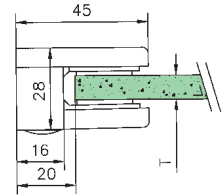
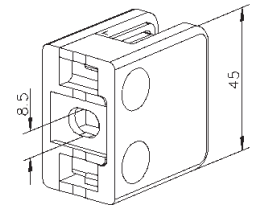


Flat glass clamp, stainless steel

Glasklemme flach, Edelstahl
Pince à verre plate, inox
Vlakke glasklem, RVS

	Art.Nr.	T (mm)
MONO	...2106.000.12	6
	...2108.000.12	8
	...2110.000.12	10

	Art.Nr.	T (mm)
LAM.	...2107.000.12	6,76 (3 - 0,76 - 3)
	...2109.000.12	8,76 (4 - 0,76 - 4)
	...2144.000.12	9,52 (4 - 1,52 - 4)

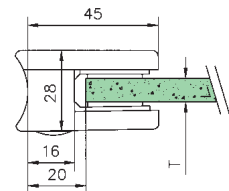
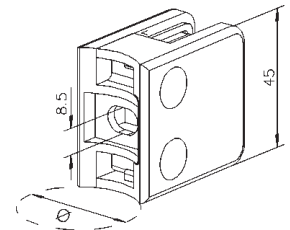


Glass clamp for tube, stainless steel

Glasklemme für Rohr, Edelstahl
Pince à verre pour tube, inox
Glasklem voor buis, RVS

	Art.Nr.	Ø (mm)	T (mm)
MONO	...2106.038.12	38,1 - 42,4	6
	...2108.038.12	38,1 - 42,4	8
	...2110.038.12	38,1 - 42,4	10

	Art.Nr.	Ø (mm)	T (mm)
LAM.	...2107.038.12	38,1 - 42,4	6,76 (3 - 0,76 - 3)
	...2109.038.12	38,1 - 42,4	8,76 (4 - 0,76 - 4)
	...2144.038.12	38,1 - 42,4	9,52 (4 - 1,52 - 4)



Accessories see page 346
Zubehör siehe Seite 346
Accessoires voir page 346
Toebehoren zie pagina 346



Finishes / Oberflächen / Finitions / Afwerkingen



ETB BALJOET
316L
DIN/EN 12600

304 (V2A) - satin grain 320
matt gebürstet Korn 320
brossé grain 320
geslepen korrel 320
Art.Nr. 12.21 __ . __ . __ .12



AbZ BALJOET
316L
DIN/EN 12600

316 (V4A) - satin grain 320
matt gebürstet Korn 320
brossé grain 320
geslepen korrel 320
Art.Nr. 14.21 __ . __ . __ .12



Model 22 - Stainless steel / Edelstahl / Inox / RVS



Flat glass clamp, stainless steel

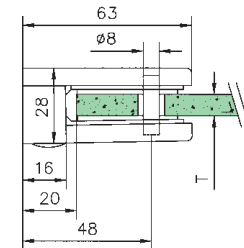
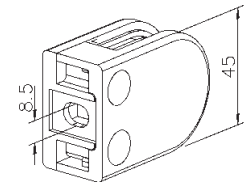
Glasklemme flach, Edelstahl

Pince à verre plate, inox

Vlakke glasklem, RVS

	Art.Nr.	T (mm)
MONO	...2206.000...	6
	...2208.000...	8
	...2210.000...	10

	Art.Nr.	T (mm)
LAM.	...2207.000...	6,76 (3 - 0,76 - 3)
	...2209.000...	8,76 (4 - 0,76 - 4)
	...2244.000...	9,52 (4 - 1,52 - 4)



Glass clamp for tube, stainless steel

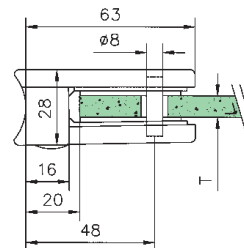
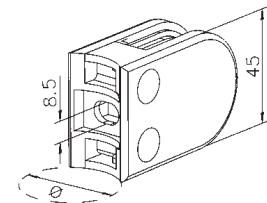
Glasklemme für Rohr, Edelstahl

Pince à verre pour tube, inox

Glasklem voor buis, RVS

	Art.Nr.	Ø (mm)	T (mm)
MONO	...2206.038...	38,1 - 42,4	6
	...2208.038...	38,1 - 42,4	8
	...2210.038...	38,1 - 42,4	10
	...2206.050...	48,3 - 50,8	6
	...2208.050...	48,3 - 50,8	8
	...2210.050...	48,3 - 50,8	10

	Art.Nr.	Ø (mm)	T (mm)
LAM.	...2207.038...	38,1 - 42,4	6,76 (3 - 0,76 - 3)
	...2209.038...	38,1 - 42,4	8,76 (4 - 0,76 - 4)
	...2244.038...	38,1 - 42,4	9,52 (4 - 1,52 - 4)
	...2207.050...	48,3 - 50,8	6,76 (3 - 0,76 - 3)
	...2209.050...	48,3 - 50,8	8,76 (4 - 0,76 - 4)
	...2244.050...	48,3 - 50,8	9,52 (4 - 1,52 - 4)





Accessories see page 346
 Zubehör siehe Seite 346
 Accessoires voir page 346
 Toebehoren zie pagina 346

Finishes / Oberflächen / Finitions / Afwerkingen



304 (V2A) - satin grain 320
 matt gebürstet Korn 320
 brossé grain 320
 geslepen korrel 320

Art.Nr. 12.22 _ _ . _ _ . 12



316 (V4A) - satin grain 320
 matt gebürstet Korn 320
 brossé grain 320
 geslepen korrel 320

Art.Nr. 14.22 _ _ . _ _ . 12



316 (V4A) - polished
 poliert
 poli
 gepolijst

Art.Nr. 14.22 _ _ . _ _ . 10

NEW

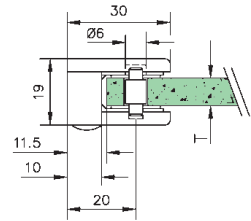
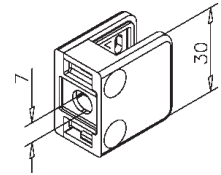
Model 23 - Stainless steel / Edelstahl / Inox / RVS



Flat glass clamp, stainless steel

Glasklemme flach, Edelstahl
Pince à verre plate, inox
Vlakke glasklem, RVS

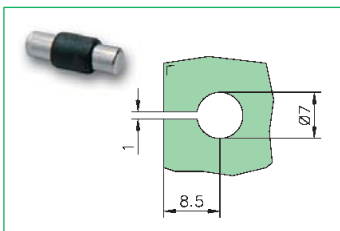
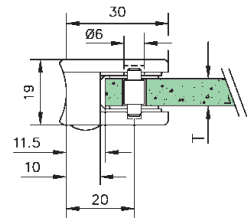
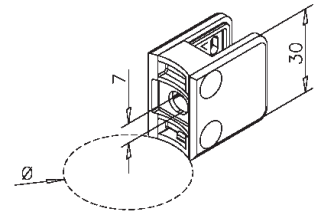
	Art.Nr.	T (mm)
MONO	12.2306.000.12	6
	12.2308.000.12	8
<hr/>		
	Art.Nr.	T (mm)
LAM.	12.2332.000.12	6,76 (3 - 0,76 - 3)
	12.2342.000.12	8,76 (4 - 0,76 - 4)



Glass clamp for tube, stainless steel

Glasklemme für Rohr, Edelstahl
Pince à verre pour tube, inox
Glasklem voor buis, RVS

	Art.Nr.	Ø (mm)	T (mm)
MONO	12.2306.025.12	25,4 - 30,0	6
	12.2308.025.12	25,4 - 30,0	8
	12.2306.038.12	38,1 - 42,4	6
	12.2308.038.12	38,1 - 42,4	8
<hr/>			
	Art.Nr.	Ø (mm)	T (mm)
LAM.	12.2332.025.12	25,4 - 30,0	6,76 (3 - 0,76 - 3)
	12.2342.025.12	25,4 - 30,0	8,76 (4 - 0,76 - 4)
	12.2332.038.12	38,1 - 42,4	6,76 (3 - 0,76 - 3)
	12.2342.038.12	38,1 - 42,4	8,76 (4 - 0,76 - 4)



Accessories see page 346
Zubehör siehe Seite 346
Accessoires voir page 346
Toebehoren zie pagina 346

Finish / Oberfläche / Finition / Afwerking



304 (V2A) - satin grain 320
matt gebürstet Korn 320
brossé grain 320
geslepen korrel 320



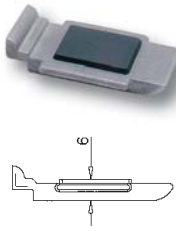
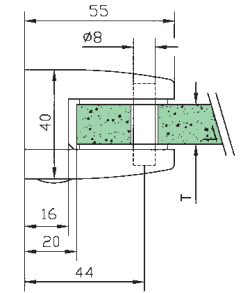
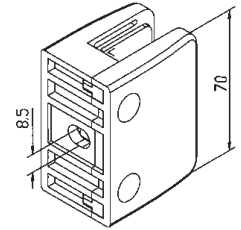
Model 24 - Stainless steel / Edelstahl / Inox / RVS



Flat glass clamp, stainless steel
 Glasklemme flach, Edelstahl
 Pince à verre plate, inox
 Vlakke glasklem, RVS

	Art.Nr.	T (mm)
MONO	...2412.000.12	12

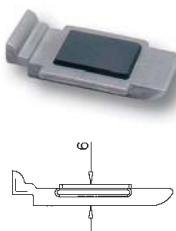
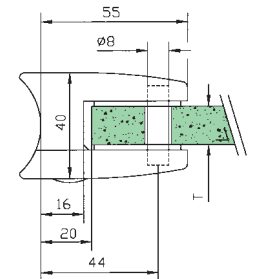
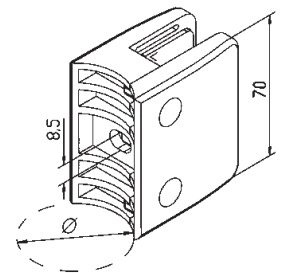
	Art.Nr.	T (mm)
LAM.	...2413.000.12	12,76 (6 - 0,76 - 6)
	...2417.000.12	16,76 (8 - 0,76 - 8)
	...2418.000.12	17,52 (8 - 1,52 - 8)
	...2444.000.12	9,52 (4 - 1,52 - 4)
	...2454.000.12	11,52 (5 - 1,52 - 5)
...2464.000.12	13,52 (6 - 1,52 - 6)	



Glass clamp for tube, stainless steel
 Glasklemme für Rohr, Edelstahl
 Pince à verre pour tube, inox
 Glasklem voor buis, RVS

	Art.Nr.	Ø (mm)	T (mm)
MONO	...2412.050.12	48,3 - 50,8	12

	Art.Nr.	Ø (mm)	T (mm)
LAM.	...2413.050.12	48,3 - 50,8	12,76 (6 - 0,76 - 6)
	...2417.050.12	48,3 - 50,8	16,76 (8 - 0,76 - 8)
	...2418.050.12	48,3 - 50,8	17,52 (8 - 1,52 - 8)
	...2444.050.12	48,3 - 50,8	9,52 (4 - 1,52 - 4)
	...2454.050.12	48,3 - 50,8	11,52 (5 - 1,52 - 5)
...2464.050.12	48,3 - 50,8	13,52 (6 - 1,52 - 6)	



14

Accessories see page 346
 Zubehör siehe Seite 346
 Accessoires voir page 346
 Toebehoren zie pagina 346

Finishes / Oberflächen / Finitions / Afwerkingen



304 (V2A) - satin grain 320
 matt gebürstet Korn 320
 brossé grain 320
 geslepen korrel 320
 Art.Nr. 12.24 _ _ . _ _ _ .12



316 (V4A) - satin grain 320
 matt gebürstet Korn 320
 brossé grain 320
 geslepen korrel 320
 Art.Nr. 14.24 _ _ . _ _ _ .12

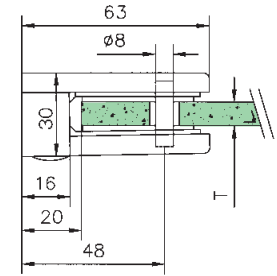
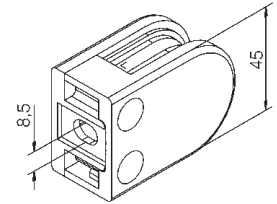
Model 25 - Stainless steel / Edelstahl / Inox / RVS



Flat glass clamp, stainless steel

Glasklemme flach, Edelstahl
Pince à verre plate, inox
Vlakke glasklem, RVS

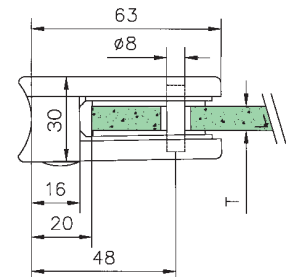
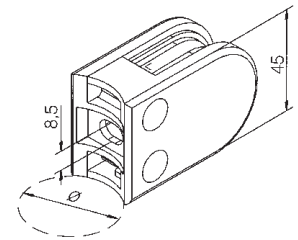
	Art.Nr.	T (mm)
MONO	...2512.000.12	12
LAM.	...2511.000.12	10,76 (5 - 0,76 - 5)
	...2513.000.12	12,76 (6 - 0,76 - 6)
	...2554.000.12	11,52 (5 - 1,52 - 5)



Glass clamp for tube, stainless steel

Glasklemme für Rohr, Edelstahl
Pince à verre pour tube, inox
Glasklem voor buis, RVS

	Art.Nr.	Ø (mm)	T (mm)
MONO	...2512.038.12	38,1 - 42,4	12
	...2512.050.12	48,3 - 50,8	12
LAM.	...2511.038.12	38,1 - 42,4	10,76 (5 - 0,76 - 5)
	...2513.038.12	38,1 - 42,4	12,76 (6 - 0,76 - 6)
	...2554.038.12	38,1 - 42,4	11,52 (5 - 1,52 - 5)
	...2511.050.12	48,3 - 50,8	10,76 (5 - 0,76 - 5)
	...2513.050.12	48,3 - 50,8	12,76 (6 - 0,76 - 6)
	...2554.050.12	48,3 - 50,8	11,52 (5 - 1,52 - 5)



Finishes / Oberflächen / Finitions / Afwerkingen



304 (V2A) - satin grain 320
matt gebürstet Korn 320
brossé grain 320
geslepen korrel 320
Art.Nr. 12.25 _ _ . _ _ . 12



316 (V4A) - satin grain 320
matt gebürstet Korn 320
brossé grain 320
geslepen korrel 320
Art.Nr. 14.25 _ _ . _ _ . 12

Model 26 - Stainless steel / Edelstahl / Inox / RVS



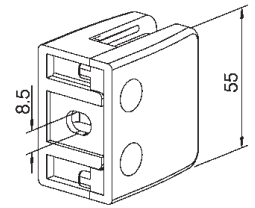
Flat glass clamp, stainless steel

Glasklemme flach, Edelstahl

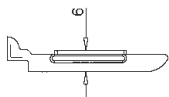
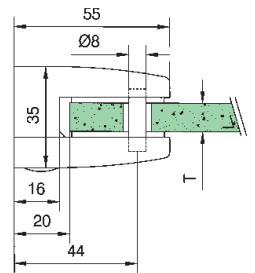
Pince à verre plate, inox

Vlakke glasklem, RVS

	Art.Nr.	T (mm)
MONO	...2608.000.12	8
	...2610.000.12	10
	...2612.000.12	12



	Art.Nr.	T (mm)
LAM.	...2609.000.12	8,76 (4 - 0,76 - 4)
	...2611.000.12	10,76 (5 - 0,76 - 5)
	...2613.000.12	12,76 (6 - 0,76 - 6)
	...2644.000.12	9,52 (4 - 1,52 - 4)
	...2654.000.12	11,52 (5 - 1,52 - 5)



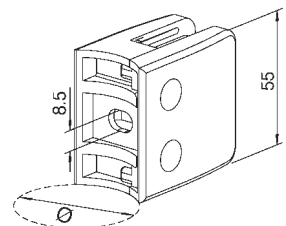
Glass clamp for tube, stainless steel

Glasklemme für Rohr, Edelstahl

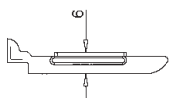
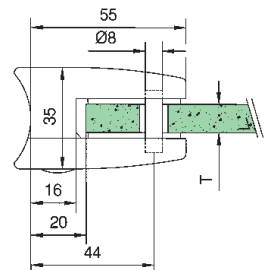
Pince à verre pour tube, inox

Glasklem voor buis, RVS

	Art.Nr.	Ø (mm)	T (mm)
MONO	...2608.038.12	38,1 - 42,4	8
	...2610.038.12	38,1 - 42,4	10
	...2612.038.12	38,1 - 42,4	12
	...2608.050.12	48,3 - 50,8	8
	...2610.050.12	48,3 - 50,8	10
	...2612.050.12	48,3 - 50,8	12



	Art.Nr.	Ø (mm)	T (mm)
LAM.	...2609.038.12	38,1 - 42,4	8,76 (4 - 0,76 - 4)
	...2611.038.12	38,1 - 42,4	10,76 (5 - 0,76 - 5)
	...2613.038.12	38,1 - 42,4	12,76 (6 - 0,76 - 6)
	...2644.038.12	38,1 - 42,4	9,52 (4 - 1,52 - 4)
	...2654.038.12	38,1 - 42,4	11,52 (5 - 1,52 - 5)
	...2609.050.12	48,3 - 50,8	8,76 (4 - 0,76 - 4)
	...2611.050.12	48,3 - 50,8	10,76 (5 - 0,76 - 5)
	...2613.050.12	48,3 - 50,8	12,76 (6 - 0,76 - 6)
	...2644.050.12	48,3 - 50,8	9,52 (4 - 1,52 - 4)
	...2654.050.12	48,3 - 50,8	11,52 (5 - 1,52 - 5)



14

Accessories see page 346
 Zubehör siehe Seite 346
 Accessoires voir page 346
 Toebehoren zie pagina 346

Finishes / Oberflächen / Finitions / Afwerkingen



304 (V2A) - satin grain 320
 Art.Nr. 12.26 _ _ . _ _ .12



316 (V4A) - satin grain 320
 Art.Nr. 14.26 _ _ . _ _ .12



Model 27 - Stainless steel / Edelstahl / Inox / RVS



Flat glass clamp, stainless steel

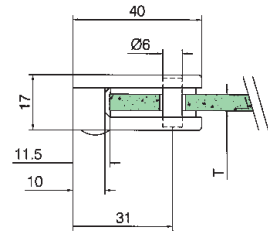
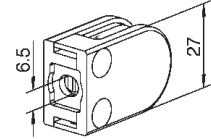
Glasklemme flach, Edelstahl

Pince à verre plate, inox

Vlakke glasklem, RVS

	Art.Nr.	T (mm)
MONO	12.2706.000.12	6
	12.2708.000.12	8

	Art.Nr.	T (mm)
LAM.	12.2732.000.12	6,76 (3 - 0,76 - 3)
	12.2742.000.12	8,76 (4 - 0,76 - 4)



Glass clamp for tube, stainless steel

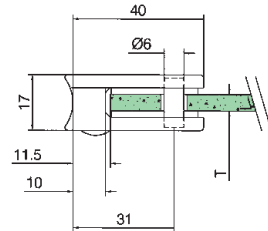
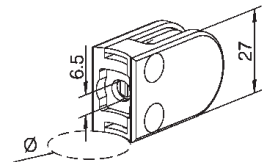
Glasklemme für Rohr, Edelstahl

Pince à verre pour tube, inox

Glasklem voor buis, RVS

	Art.Nr.	Ø (mm)	T (mm)
MONO	12.2706.025.12	25,4 - 30,0	6
	12.2708.025.12	25,4 - 30,0	8
	12.2706.038.12	38,1 - 42,4	6
	12.2708.038.12	38,1 - 42,4	8

	Art.Nr.	Ø (mm)	T (mm)
LAM.	12.2732.025.12	25,4 - 30,0	6,76 (3 - 0,76 - 3)
	12.2742.025.12	25,4 - 30,0	8,76 (4 - 0,76 - 4)
	12.2732.038.12	38,1 - 42,4	6,76 (3 - 0,76 - 3)
	12.2742.038.12	38,1 - 42,4	8,76 (4 - 0,76 - 4)



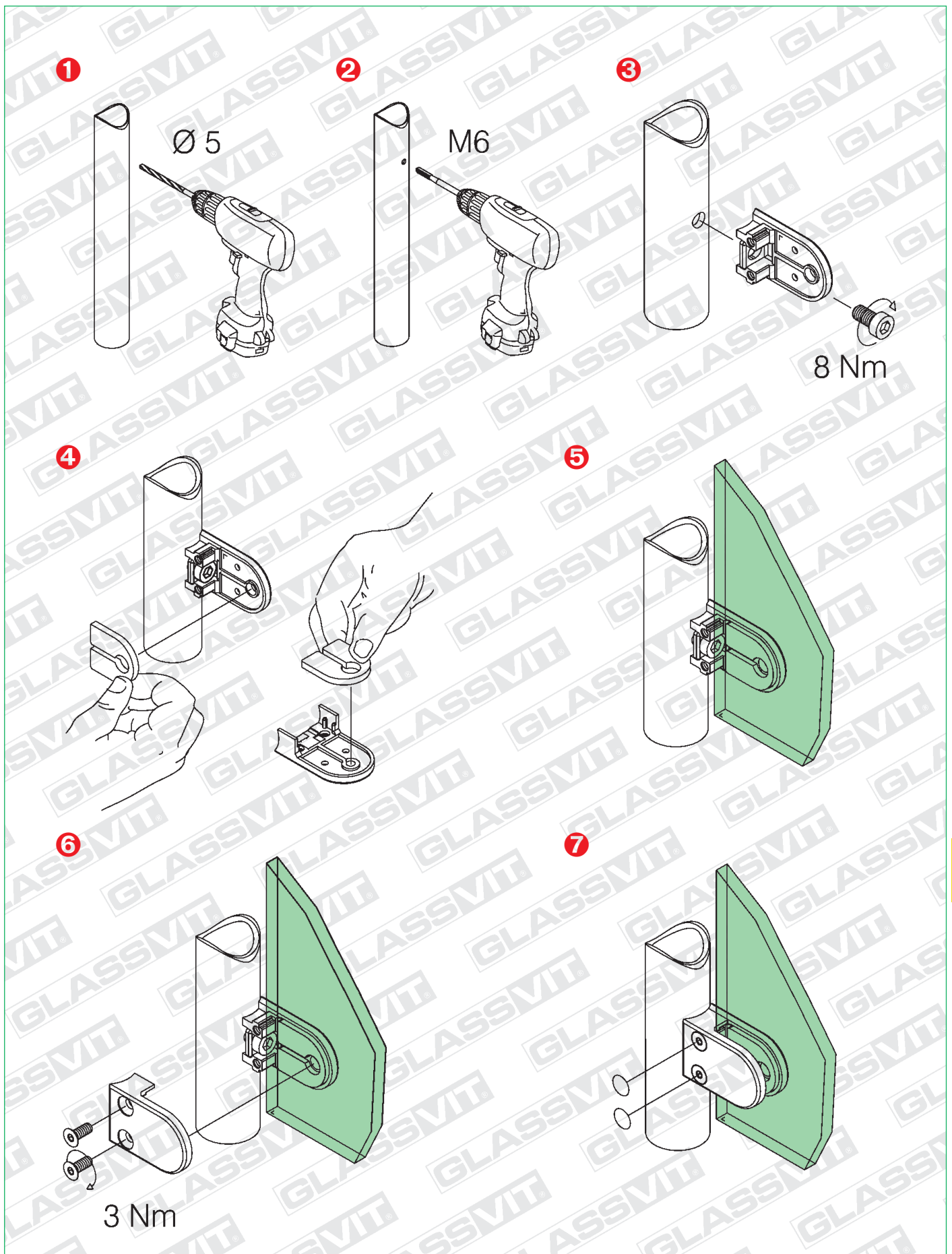
14

Finish / Oberfläche / Finition / Afwerking



304 (V2A) - satin grain 320
matt gebürstet Korn 320
brossé grain 320
geslepen korrel 320





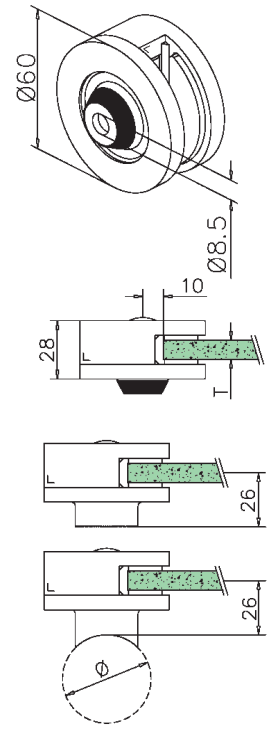
NEW

Model 44



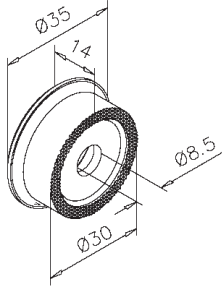
Glass clamp
Glasklemme
Pince à verre
Glasklem

	Art.Nr.	T (mm)
MONO	...4408.000...	8
	...4410.000...	10
	...4412.000...	12
LAM.	...4409.000...	8,76 (4 - 0,76 - 4)
	...4411.000...	10,76 (5 - 0,76 - 5)
	...4413.000...	12,76 (6 - 0,76 - 6)



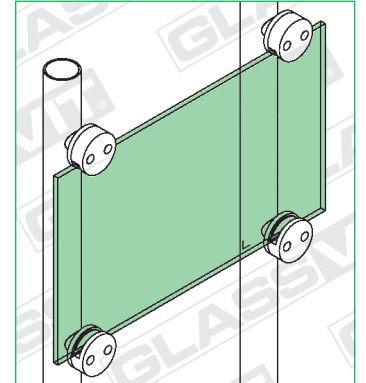
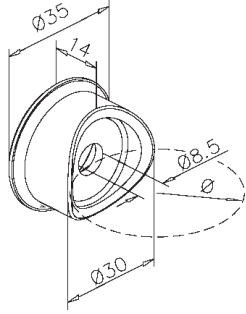
Flat adapter
Adapter flach
Adaptateur plat
Vlakke adapter

Art.Nr.
...0723.000...

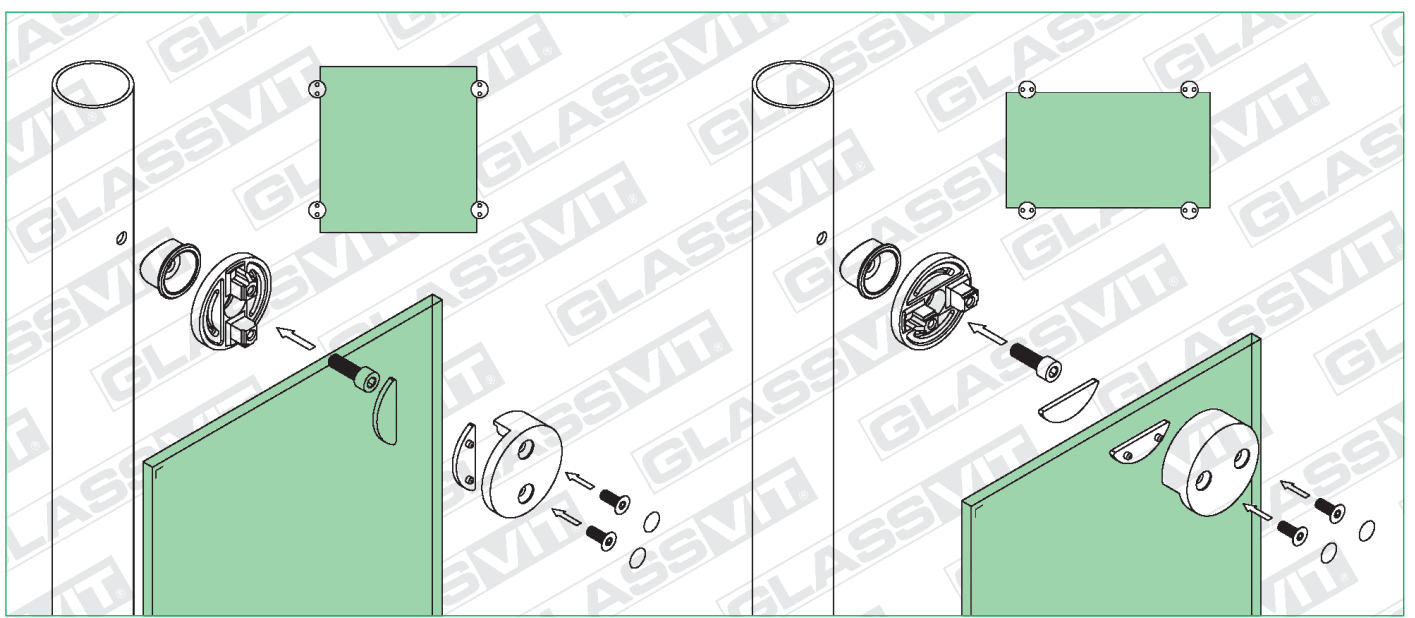


Tube adapter
Rohradapter
Adaptateur pour tube
Adapter voor buis

Art.Nr.	Ø (mm)
...0723.038...	38,1 - 42,4
...0723.050...	48,3 - 50,8



14



NEW

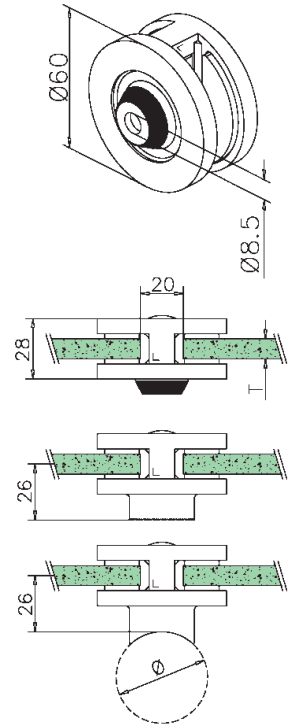
Model 46



Glass clamp
 Glasklemme
 Pince à verre
 Glasklem

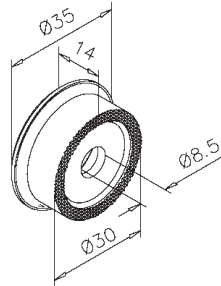
	Art.Nr.	T (mm)
MONO	...4608.000...	8
	...4610.000...	10
	...4612.000...	12

	Art.Nr.	T (mm)
LAM.	...4609.000...	8,76 (4 - 0,76 - 4)
	...4611.000...	10,76 (5 - 0,76 - 5)
	...4613.000...	12,76 (6 - 0,76 - 6)



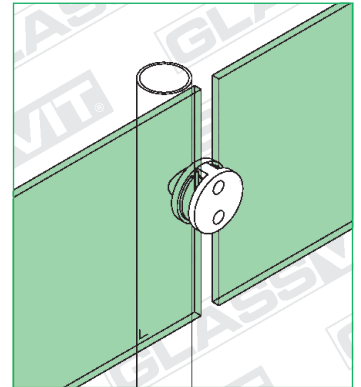
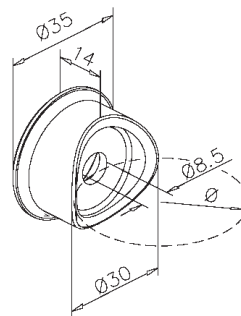
Flat adapter
 Adapter flach
 Adaptateur plat
 Vlakke adapter

Art.Nr.
...0723.000...



Tube adapter
 Rohrdapter
 Adaptateur pour tube
 Adapter voor buis

Art.Nr.	Ø (mm)
...0723.038...	38,1 - 42,4
...0723.050...	48,3 - 50,8




 Accessories see page 346
 Zubehör siehe Seite 346
 Accessoires voir page 346
 Toebehoren zie pagina 346

14

Finishes / Oberflächen / Finitions / Afwerkingen - Models 44 + 46



Stainless steel 316 (V4A) - satin grain 320
 Edelstahl 316 (V4A) - matt gebürstet Korn 320
 Inox 316 (V4A) - brossé grain 320
 RVS 316 (V4A) - geslepen korrel 320

Art.Nr. 14. _____ .12



Zintec - stainless steel effect
 Zinkdruckguss - Edelstahleffekt
 Zamac - aspect inox brossé
 Zamack - RVS look

Art.Nr. 10. _____ .20



Finishes zintec
 Oberflächen Zinkdruckguss
 Finitions zamak
 Afwerkingen zamack



raw
 roh
 brut
 onbewerkt

Art.Nr. ...00



antique effect
 Antikeffekt
 aspect vieilli
 antiek look

Art.Nr. ...13



matt chrome
 mattverchromt
 chromé mat
 mat verchroomd

Art.Nr. ...16



stainless steel effect
 Edelstahleffekt
 aspect inox brossé
 RVS look

Art.Nr. ...20



brass effect polished
 Messingeffekt poliert
 aspect laiton poli
 Messing look gepolijst

Art.Nr. ...22



chrome effect polished
 Chromeffekt poliert
 aspect chromé brillant
 Chrom look gepolijst

Art.Nr. ...23



black RAL 9005
 schwarz
 noir
 zwart

Art.Nr. ...31



white RAL 9016
 weiß
 blanc
 wit

Art.Nr. ...32



aluminiumgrey RAL 9006
 aluminium grau
 aluminium gris
 aluminium grijs

Art.Nr. ...36



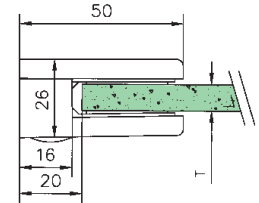
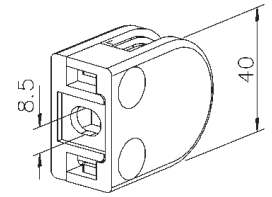
Model 20 - Zintec / Zinkdruckguss / Zamak / Zamack



Flat glass clamp, zintec
 Glasklemme flach, Zinkdruckguss
 Pince à verre plate, zamak
 Vlakke glasklem, zamack

	Art.Nr.	T (mm)
MONO	10.2006.000...	6
	10.2008.000...	8


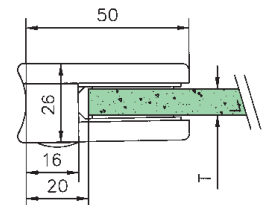
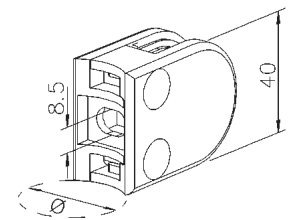
	Art.Nr.	T (mm)
LAM.	10.2007.000...	6,76 (3 - 0,76 - 3)



Glass clamp for tube, zintec
 Glasklemme für Rohr, Zinkdruckguss
 Pince à verre pour tube, zamak
 Glasklem voor buis, zamack

	Art.Nr.	Ø (mm)	T (mm)
MONO	10.2006.025...	25,4 - 30,0	6
	10.2008.025...	25,4 - 30,0	8
	10.2006.038...	38,1 - 42,4	6
	10.2008.038...	38,1 - 42,4	8

	Art.Nr.	Ø (mm)	T (mm)
LAM.	10.2007.025...	25,4 - 30,0	6,76 (3 - 0,76 - 3)
	10.2007.038...	38,1 - 42,4	6,76 (3 - 0,76 - 3)



Accessories see page 346
 Zubehör siehe Seite 346
 Accessoires voir page 346
 Toebehoren zie pagina 346

Finishes / Oberflächen / Finitions / Afwerkingen



raw
 roh
 brut
 onbewerkt

10.20..._...00



matt chrome
 mattverchromt
 chromé mat
 mat verchromd

10.20..._...16



stainless steel effect
 Edelstahleffekt
 aspect inox brossé
 RVS look

10.20..._...20



brass effect polished
 Messingeffekt poliert
 aspect laiton poli
 Messing look gepolijst

10.20..._...22



chrome effect polished
 Chromeffekt poliert
 aspect chromé brillant
 Chrom look gepolijst

10.20..._...23



black RAL 9005
 schwarz
 noir
 zwart

10.20..._...31



white RAL 9016
 weiß
 blanc
 wit

10.20..._...32



aluminiumgrey RAL 9006
 aluminium grau
 aluminium gris
 aluminium grijs

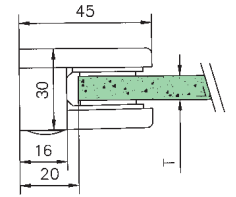
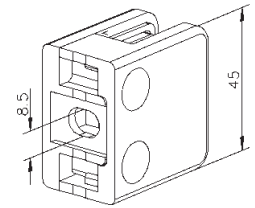
10.20..._...36

Model 21 - Zintec / Zinkdruckguss / Zamak / Zamack



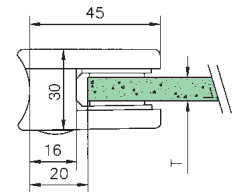
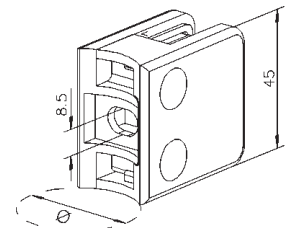
Flat glass clamp, zintec
Glasklemme flach, Zinkdruckguss
Pince à verre plate, zamak
Vlakke glasklem, zamack

	Art.Nr.	T (mm)
MONO	10.2106.000...	6
	10.2108.000...	8
	10.2110.000...	10
LAM.	10.2107.000...	6,76 (3 - 0,76 - 3)
	10.2109.000...	8,76 (4 - 0,76 - 4)
	10.2144.000...	9,52 (4 - 1,52 - 4)



Glass clamp for tube, zintec
Glasklemme für Rohr, Zinkdruckguss
Pince à verre pour tube, zamak
Glasklem voor buis, zamack

	Art.Nr.	Ø (mm)	T (mm)
MONO	10.2106.038...	38,1 - 42,4	6
	10.2108.038...	38,1 - 42,4	8
	10.2110.038...	38,1 - 42,4	10
LAM.	10.2107.038...	38,1 - 42,4	6,76 (3 - 0,76 - 3)
	10.2109.038...	38,1 - 42,4	8,76 (4 - 0,76 - 4)
	10.2144.038...	38,1 - 42,4	9,52 (4 - 1,52 - 4)




Accessories see page 346
Zubehör siehe Seite 346
Accessoires voir page 346
Toebehoren zie pagina 346

Finishes / Oberflächen / Finitions / Afwerkingen

AbZ **aluminium** **ETB** **aluminium** **DIN/EN 12600**



raw
roh
brut
onbewerkt

10.21_..._00



matt chrome
mattverchromt
chromé mat
mat verchromd

10.21_..._16



stainless steel effect
Edelstahleffekt
aspect inox brossé
RVS look

10.21_..._20



brass effect polished
Messingeffekt poliert
aspect laiton poli
Messing look gepolijst

10.21_..._22



chrome effect polished
Chromeffekt poliert
aspect chromé brillant
Chroom look gepolijst

10.21_..._23



black RAL 9005
schwarz
noir
zwart

10.21_..._000.31



white RAL 9016
weiß
blanc
wit

10.21_..._000.32



aluminiumgrey RAL 9006
aluminium grau
aluminium grijs
aluminium grijs

10.21_..._000.36



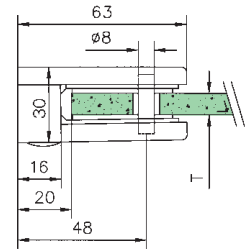
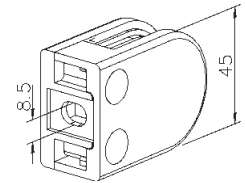
Model 22 - Zintec / Zinkdruckguss / Zamak / Zamack



Flat glass clamp, zintec
 Glasklemme flach, Zinkdruckguss
 Pince à verre plate, zamak
 Vlakke glasklem, zamack

Art.Nr.	T (mm)
MONO 10.2206.000...	6
10.2208.000...	8
10.2210.000...	10

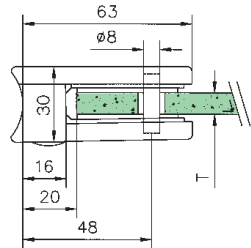
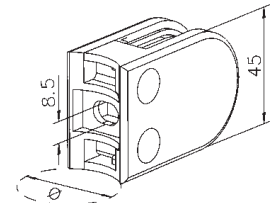
Art.Nr.	T (mm)
LAM. 10.2207.000...	6,76 (3 - 0,76 - 3)
10.2209.000...	8,76 (4 - 0,76 - 4)
10.2244.000...	9,52 (4 - 1,52 - 4)



Glass clamp for tube, zintec
 Glasklemme für Rohr, Zinkdruckguss
 Pince à verre pour tube, zamak
 Glasklem voor buis, zamack

Art.Nr.	Ø (mm)	T (mm)
MONO 10.2206.038...	38,1 - 42,4	6
10.2208.038...	38,1 - 42,4	8
10.2210.038...	38,1 - 42,4	10
10.2206.050...	48,3 - 50,8	6
10.2208.050...	48,3 - 50,8	8
10.2210.050...	48,3 - 50,8	10

Art.Nr.	Ø (mm)	T (mm)
LAM. 10.2207.038...	38,1 - 42,4	6,76 (3 - 0,76 - 3)
10.2209.038...	38,1 - 42,4	8,76 (4 - 0,76 - 4)
10.2244.038...	38,1 - 42,4	9,52 (4 - 1,52 - 4)
10.2207.050...	48,3 - 50,8	6,76 (3 - 0,76 - 3)
10.2209.050...	48,3 - 50,8	8,76 (4 - 0,76 - 4)
10.2244.050...	48,3 - 50,8	9,52 (4 - 1,52 - 4)



14

Accessories see page 346
 Zubehör siehe Seite 346
 Accessoires voir page 346
 Toebehoren zie pagina 346

Finishes / Oberflächen / Finitions / Afwerkingen



raw
roh
brut
onbewerkt

10.22...00

matt chrome
mattverchromt
chromé mat
mat verchromd

10.22...16

stainless steel effect
Edelstahleffekt
aspect inox brossé
RVS look

10.22...20

brass effect polished
Messingeffekt poliert
aspect laiton poli
Messing look gepolijst

10.22...22

chrome effect polished
Chromeffekt poliert
aspect chromé brillant
Chroom look gepolijst

10.22...23

black RAL 9005
schwarz
noir
zwart

10.22...31

white RAL 9016
weiß
blanc
wit

10.22...32

aluminiumgrey RAL 9006
aluminium grau
aluminium grijs

10.22...36

NEW

Model 23 - Zintec / Zinkdruckguss / Zamak / Zamack

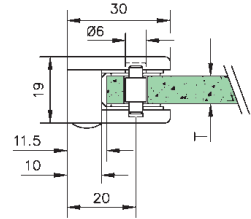
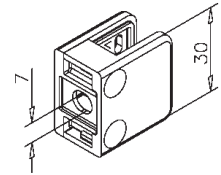


Flat glass clamp, stainless steel

Glasklemme flach, Edelstahl
Pince à verre plate, inox
Vlakke glasklem, RVS

	Art.Nr.	T (mm)
MONO	10.2306.000...	6
	10.2308.000...	8

	Art.Nr.	T (mm)
LAM.	10.2332.000...	6,76 (3 - 0,76 - 3)
	10.2342.000...	8,76 (4 - 0,76 - 4)

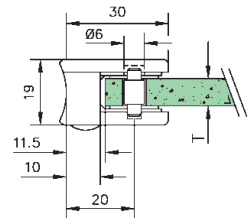
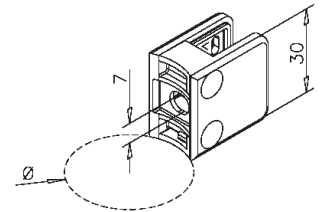


Glass clamp for tube, stainless steel

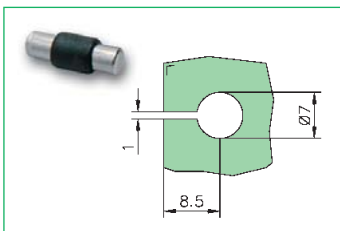
Glasklemme für Rohr, Edelstahl
Pince à verre pour tube, inox
Glasklem voor buis, RVS

	Art.Nr.	Ø (mm)	T (mm)
MONO	10.2306.025...	25,4 - 30,0	6
	10.2308.025...	25,4 - 30,0	8
	10.2306.038...	38,1 - 42,4	6
	10.2308.038...	38,1 - 42,4	8

	Art.Nr.	Ø (mm)	T (mm)
LAM.	10.2332.025...	25,4 - 30,0	6,76 (3 - 0,76 - 3)
	10.2342.025...	25,4 - 30,0	8,76 (4 - 0,76 - 4)
	10.2332.038...	38,1 - 42,4	6,76 (3 - 0,76 - 3)
	10.2342.038...	38,1 - 42,4	8,76 (4 - 0,76 - 4)



14



Finishes / Oberflächen / Finitions / Afwerkingen



raw
roh
brut
onbewerkt

10.23_..._00



antique effect
Antikeffekt
aspect vieilli
antiek look

10.23_..._13



stainless steel effect
Edelstahleffekt
aspect inox brossé
RVS look

10.23_..._20



brass effect polished
Messingeffekt poliert
aspect laiton poli
Messing look gepolijst

10.23_..._22



chrome effect polished
Chromeffekt poliert
aspect chromé brillant
Chroom look gepolijst

10.23_..._23

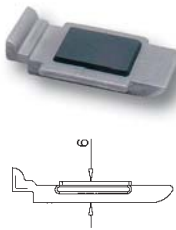
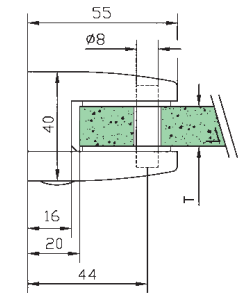
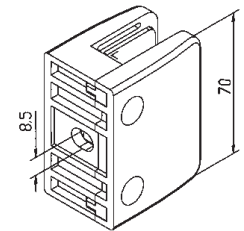
Model 24 - Zintec / Zinkdruckguss / Zamak / Zamack



Flat glass clamp, zintec
 Glasklemme flach, Zinkdruckguss
 Pince à verre plate, zamak
 Vlakke glasklem, zamack

	Art.Nr.	T (mm)
MONO	10.2412.000...	12

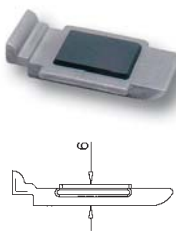
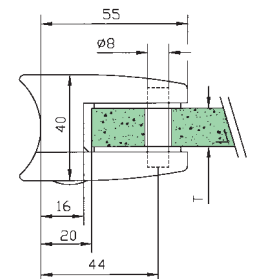
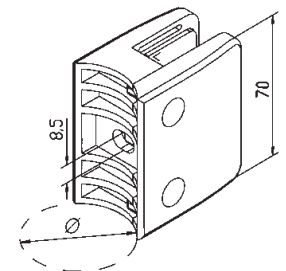
	Art.Nr.	T (mm)
LAM.	10.2413.000...	12,76 (6 - 0,76 - 6)
	10.2417.000...	16,76 (8 - 0,76 - 8)
	10.2418.000...	17,52 (8 - 1,52 - 8)
	10.2444.000...	9,52 (4 - 1,52 - 4)
	10.2454.000...	11,52 (5 - 1,52 - 5)
	10.2464.000...	13,52 (6 - 1,52 - 6)



Glass clamp for tube, zintec
 Glasklemme für Rohr, Zinkdruckguss
 Pince à verre pour tube, zamak
 Glasklem voor buis, zamack

	Art.Nr.	Ø (mm)	T (mm)
MONO	10.2412.050...	48,3 - 50,8	12

	Art.Nr.	Ø (mm)	T (mm)
LAM.	10.2413.050...	48,3 - 50,8	12,76 (6 - 0,76 - 6)
	10.2417.050...	48,3 - 50,8	16,76 (8 - 0,76 - 8)
	10.2418.050...	48,3 - 50,8	17,52 (8 - 1,52 - 8)
	10.2444.050...	48,3 - 50,8	9,52 (4 - 1,52 - 4)
	10.2454.050...	48,3 - 50,8	11,52 (5 - 1,52 - 5)
	10.2464.050...	48,3 - 50,8	13,52 (6 - 1,52 - 6)



14

Accessories see page 346
 Zubehör siehe Seite 346
 Accessoires voir page 346
 Toebehoren zie pagina 346



Finishes / Oberflächen / Finitions / Afwerkingen

AbZ **ALUMINIUM** **ETB** **ALUMINIUM** DIN/EN 12600



raw
roh
brut
onbewerkt

10.24...00



matt chrome
mattverchromt
chromé mat
mat verchromd

10.24...16



stainless steel effect
Edelstahleffekt
aspect inox brossé
RVS look

10.24...20



flat
black RAL 9005
schwarz
noir
zwart

10.24...000.31



flat
white RAL 9016
weiß
blanc
wit

10.24...000.32



flat
aluminium grey RAL 9006
aluminium grau
aluminium gris
aluminium grijs

10.24...000.36

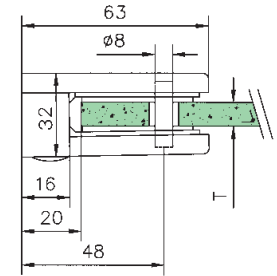
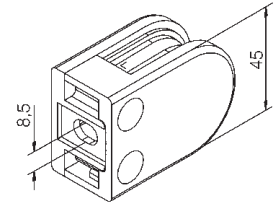
Model 25 - Zintec / Zinkdruckguss / Zamak / Zamack



Flat glass clamp, zintec
Glasklemme flach, Zinkdruckguss
Pince à verre plate, zamak
Vlakke glasklem, zamack

	Art.Nr.	T (mm)
MONO	10.2512.000...	12

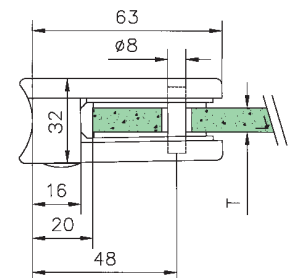
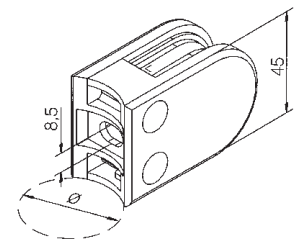
	Art.Nr.	T (mm)
LAM.	10.2511.000...	10,76 (5 - 0,76 - 5)
	10.2513.000...	12,76 (6 - 0,76 - 6)
	10.2554.000...	11,52 (5 - 1,52 - 5)



Glass clamp for tube, zintec
Glasklemme für Rohr, Zinkdruckguss
Pince à verre pour tube, zamak
Glasklem voor buis, zamack

	Art.Nr.	Ø (mm)	T (mm)
MONO	10.2512.038...	38,1 - 42,4	12
	10.2512.050...	48,3 - 50,8	12

	Art.Nr.	Ø (mm)	T (mm)
LAM.	10.2511.038...	38,1 - 42,4	10,76 (5 - 0,76 - 5)
	10.2513.038...	38,1 - 42,4	12,76 (6 - 0,76 - 6)
	10.2554.038...	38,1 - 42,4	11,52 (5 - 1,52 - 5)
	10.2511.050...	48,3 - 50,8	10,76 (5 - 0,76 - 5)
	10.2513.050...	48,3 - 50,8	12,76 (6 - 0,76 - 6)
	10.2554.050...	48,3 - 50,8	11,52 (5 - 1,52 - 5)



14



Finishes



raw
10.25...00



matt chrome
10.25...16



stainless steel effect
10.25...20



flat
black RAL 9005
10.25...000.31



flat
white RAL 9016
10.25...000.32



flat
aluminiumgrey RAL 9006
10.25...000.36

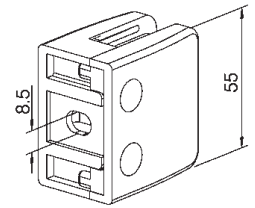


Model 26 - Zintec / Zinkdruckguss / Zamak / Zamack

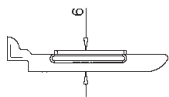
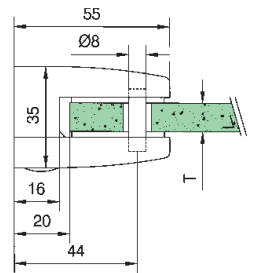


Flat glass clamp, zintec
 Glasklemme flach, Zinkdruckguss
 Pince à verre plate, zamak
 Vlakke glasklem, zamack

	Art.Nr.	T (mm)
MONO	10.2608.000...	8
	10.2610.000...	10
	10.2612.000...	12

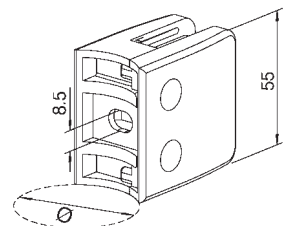


	Art.Nr.	T (mm)
LAM.	10.2609.000...	8,76 (4 - 0,76 - 4)
	10.2611.000...	10,76 (5 - 0,76 - 5)
	10.2613.000...	12,76 (6 - 0,76 - 6)
	10.2644.000...	9,52 (4 - 1,52 - 4)
	10.2654.000...	11,52 (5 - 1,52 - 5)

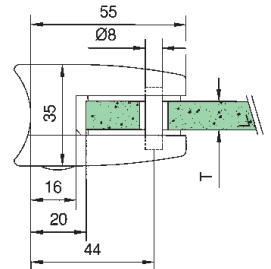


Glass clamp for tube, zintec
 Glasklemme für Rohr, Zinkdruckguss
 Pince à verre pour tube, zamak
 Glasklem voor buis, zamack

	Art.Nr.	Ø (mm)	T (mm)
MONO	10.2608.038...	38,1 - 42,4	8
	10.2610.038...	38,1 - 42,4	10
	10.2612.038...	38,1 - 42,4	12
	10.2608.050...	48,3 - 50,8	8
	10.2610.050...	48,3 - 50,8	10
	10.2612.050...	48,3 - 50,8	12



	Art.Nr.	Ø (mm)	T (mm)
LAM.	10.2609.038...	38,1 - 42,4	8,76 (4 - 0,76 - 4)
	10.2611.038...	38,1 - 42,4	10,76 (5 - 0,76 - 5)
	10.2613.038...	38,1 - 42,4	12,76 (6 - 0,76 - 6)
	10.2644.038...	38,1 - 42,4	9,52 (4 - 1,52 - 4)
	10.2654.038...	38,1 - 42,4	11,52 (5 - 1,52 - 5)
	10.2609.050...	48,3 - 50,8	8,76 (4 - 0,76 - 4)
	10.2611.050...	48,3 - 50,8	10,76 (5 - 0,76 - 5)
	10.2613.050...	48,3 - 50,8	12,76 (6 - 0,76 - 6)
	10.2644.050...	48,3 - 50,8	9,52 (4 - 1,52 - 4)
	10.2654.050...	48,3 - 50,8	11,52 (5 - 1,52 - 5)



Finishes



raw
10.26_..._00



matt chrome
10.26_..._16



PROTECTAN®
stainless steel effect
10.26_..._20



flat
black RAL 9005
10.26_..._000.31



AbZ
flat
white RAL 9016
10.26_..._000.32



ETB
flat
aluminiumgrey RAL 9006
10.26_..._000.36

DIN/EN 12600

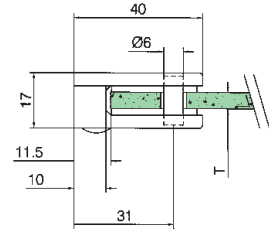
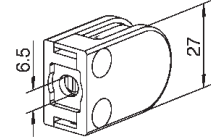
Model 27 - Zintec / Zinkdruckguss / Zamak / Zamack



Flat glass clamp, zintec
Glasklemme flach, Zinkdruckguss
Pince à verre plate, zamak
Vlakke glasklem, zamack

	Art.Nr.	T (mm)
MONO	10.2706.000...	6
	10.2708.000...	8

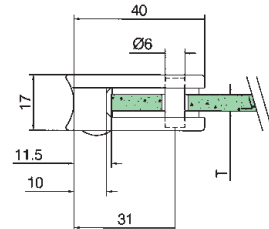
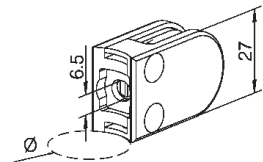
	Art.Nr.	T (mm)
LAM.	10.2732.000...	6,76 (3 - 0,76 - 3)
	10.2742.000...	8,76 (4 - 0,76 - 4)



Glass clamp for tube, zintec
Glasklemme für Rohr, Zinkdruckguss
Pince à verre pour tube, zamak
Glasklem voor buis, zamack

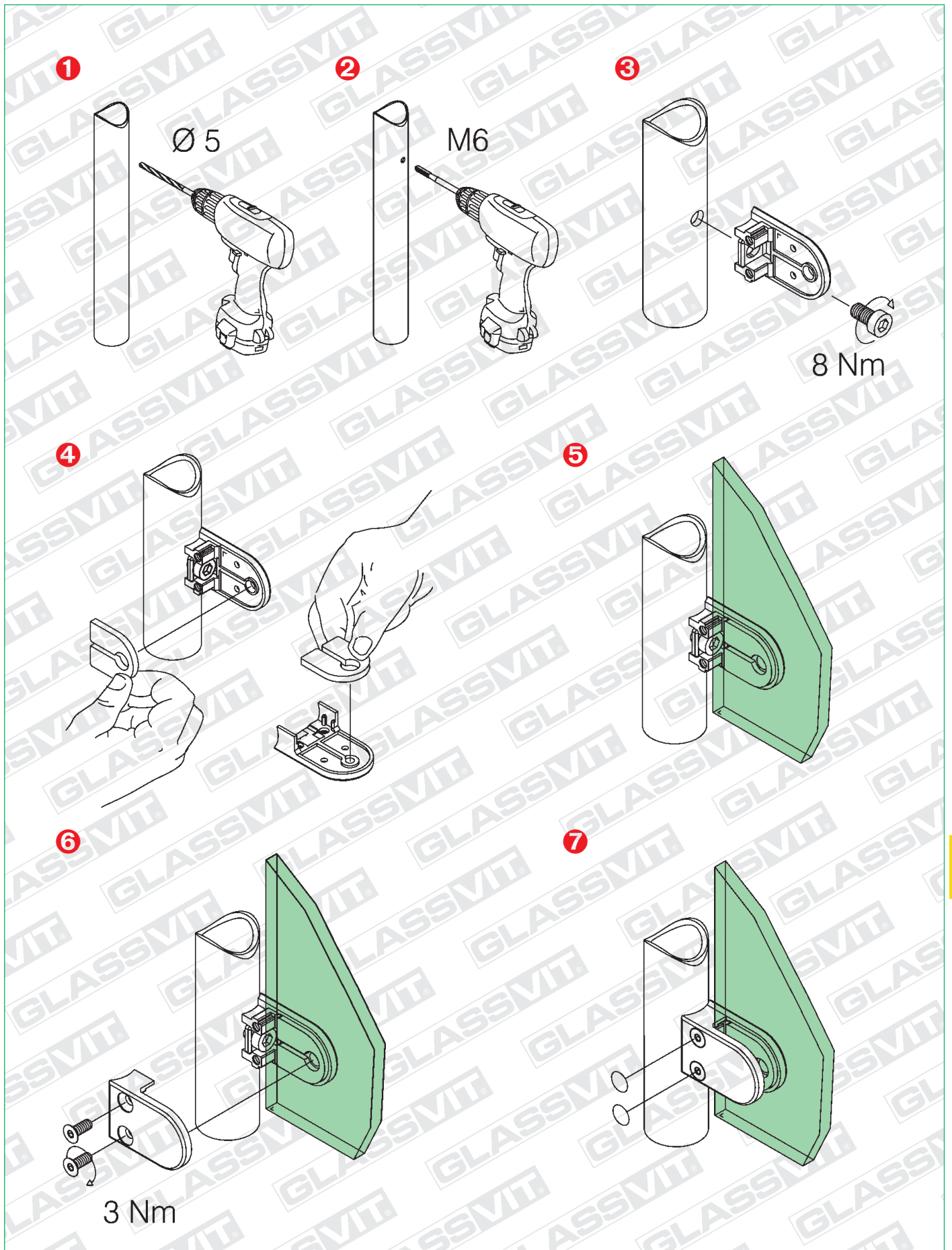
	Art.Nr.	Ø (mm)	T (mm)
MONO	10.2706.025...	25,4 - 30,0	6
	10.2708.025...	25,4 - 30,0	8
	10.2706.038...	38,1 - 42,4	6
	10.2708.038...	38,1 - 42,4	8

	Art.Nr.	Ø (mm)	T (mm)
LAM.	10.2732.025...	25,4 - 30,0	6,76 (3 - 0,76 - 3)
	10.2742.025...	25,4 - 30,0	8,76 (4 - 0,76 - 4)
	10.2732.038...	38,1 - 42,4	6,76 (3 - 0,76 - 3)
	10.2742.038...	38,1 - 42,4	8,76 (4 - 0,76 - 4)



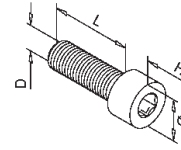
Finishes







Hexagon socket head cap screw (50 pieces)
Inbusschraube mit Zylinderkopf (50 Stück)
Vis 6-pans - tête cylindrique (50 pièces)
Inbusschroef met cylinderkop (50 stuks)

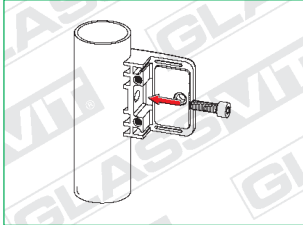


304 (V2A)

Art.Nr.	L	H	Ø	D	
93.0680.612.12	12	4	10	M6	for model 23, 27 in 304 (V2A)

316 (V4A)

Art.Nr.	L	H	Ø	D	
93.0680.820.14	20	8	13	M8	for models 20 - 22, 24 - 26, 44, 46 in 304 (V2A) and 316 (V4A)

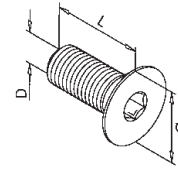


steel zinc-plated / verzinkt / zingué / verzinkt

Art.Nr.	L	H	Ø	D	
93.0680.612.15	12	4	10	M6	for model 23, 27 in zintec
93.0680.820.15	20	8	13	M8	for models 20 - 22, 24 - 26, 44, 46 in zintec



Hexagon socket countersunk head cap screw (50 pieces)
Inbusschraube mit Senkkopf (50 Stück)
Vis 6-pans - tête fraisée (50 pièces)
Inbusschroef met verzonken kop (50 stuks)

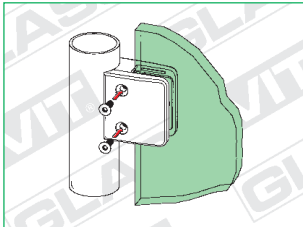


304 (V2A)

Art.Nr.	L	Ø	D	
93.0670.410.12	10	8	M4	for model 23, 27 in 304 (V2A)

316 (V4A)

Art.Nr.	L	Ø	D	
93.0670.616.14	16	12	M6	for models 20 - 22, 25, 44, 46 in 304 (V2A) and 316 (V4A)
93.0670.620.14	20	12	M6	for models 24, 26 in 304 (V2A) and 316 (V4A)



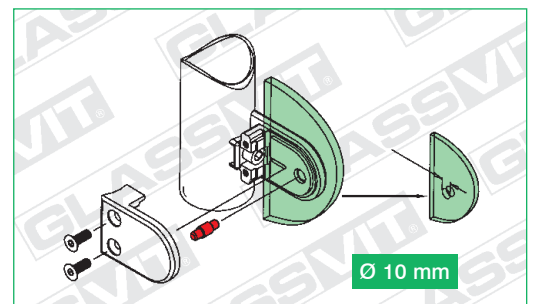
steel zinc-plated / verzinkt / zingué / verzinkt

Art.Nr.	L	Ø	D	
93.0670.410.15	10	8	M4	for model 23, 27 in zintec
93.0670.616.15	16	12	M6	for models 20 - 22, 25, 44, 46 in zintec
93.0670.620.15	20	12	M6	for models 24, 26 in zintec



Security pins, 316 (V4A)
Sicherungsstifte, 316 (V4A)
Goupille de sécurité, 316 (V4A)
Zekerheidsstifte, 316 (V4A)

Art.Nr.	for glass clamp model
19.5015.014.00	23, 27
19.5015.022.00	22
19.5015.025.00	25, 26
19.5015.030.00	24



Ø 10 mm



Rubber inlays
Gummieinlagen
Cale caoutchouc
Glasrubbers

Model Modell Modèle Model	Art.Nr.	Glass thickness Glasstärke Épaisseur de verre Glasdikte	Pieces per clamp Stück pro Klemme Qté par pince Stuks per klem
20	19.5000.006.00	6 mm	2
20	19.5000.007.00	6,76 mm (3 - 0,76 - 3)	2
20	19.5000.008.00	8 mm	2
21	19.5002.006.00	6 mm	2
21	19.5002.007.00	6,76 mm (3 - 0,76 - 3)	2
21	19.5002.008.00	8 mm	2
21	19.5002.009.00	8,76 mm (4 - 0,76 - 4)	2
21	19.5002.010.00	10 mm	2
21	19.5002.044.00	9,52 mm (4 - 1,52 - 4)	2
22	19.5004.006.00	6 mm	2
22	19.5004.007.00	6,76 mm (3 - 0,76 - 3)	2
22	19.5004.008.00	8 mm	2
22	19.5004.009.00	8,76 mm (4 - 0,76 - 4)	2
22	19.5004.010.00	10 mm	2
22	19.5004.044.00	9,52 mm (4 - 1,52 - 4)	2
23	19.5016.006.00	6 mm	2
23	19.5016.008.00	8 mm	2
23	19.5016.032.00	6,76 mm (3 - 0,76 - 3)	2
23	19.5016.042.00	8,76 mm (4 - 0,76 - 4)	2
24	19.5007.012.00	12 mm	2
24	19.5007.013.00	12,76 mm (6 - 0,76 - 6)	2



**Nylon cover caps
for lateral screws**
Kunststoff-Abdeckkappen
für seitliche Schrauben
Cache vis pour pinces à verre
Afdekkappen voor glasklemmen

for model 20 - 22, 24 - 26, 44, 46 Art.Nr.	for model 23, 27 Art.Nr.	Colour Farbe Couleur Kleur	Pieces per clamp Stück pro Klemme Qté par pince Stuks per klem
19.5010.000.00		raw (grey) / roh (grau) / brut (gris) / onbewerkt (grijs)	2
	19.5018.000.13	grey-brown / graubraun / gris brun / bruin	2
19.5010.000.16		matt chrome coloured / matt chromfarben / coloré chromé mat / mat chroomkleurig	2
19.5010.000.20	19.5018.000.20	stainless steel effect / Edelstahl-effekt / aspect inox brossé / RVS look	2
19.5010.000.22	19.5018.000.22	gold coloured / goldfarben / coloré doré / goudkleurig	2
19.5010.000.23	19.5018.000.23	chrome coloured / chromfarben / coloré chromé / zilverkleurig	2
19.5010.000.31		black / schwarz / noir / zwart	2
19.5010.000.32		white / weiß / blanc / wit	2
19.5010.000.36		aluminiumgrey / aluminiumgrau / aluminium gris / aluminium grijs	2

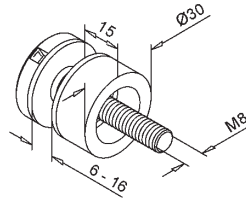
Model Modell Modèle Model	Art.Nr.	Glass thickness Glasstärke Épaisseur de verre Glasdikte	Pieces per clamp Stück pro Klemme Qté par pince Stuks per klem
24	19.5007.017.00	16,76 mm (8 - 0,76 - 8)	2
24	19.5007.018.00	17,52 mm (8 - 1,52 - 8)	2
24	19.5007.044.00	9,52 mm (4 - 1,52 - 4)	2
24	19.5007.054.00	11,52 mm (5 - 1,52 - 5)	2
24	19.5007.064.00	13,52 mm (6 - 1,52 - 6)	2
25	19.5009.011.00	10,76 mm (5 - 0,76 - 5)	2
25	19.5009.012.00	12 mm	2
25	19.5009.013.00	12,76 mm (6 - 0,76 - 6)	2
25	19.5009.054.00	11,52 mm (5 - 1,52 - 5)	2
26	19.5011.008.00	8 mm	2
26	19.5011.009.00	8,76 mm (4 - 0,76 - 4)	2
26	19.5011.010.00	10 mm	2
26	19.5011.011.00	10,76 mm (5 - 0,76 - 5)	2
26	19.5011.012.00	12 mm	2
26	19.5011.013.00	12,76 mm (6 - 0,76 - 6)	2
26	19.5011.044.00	9,52 mm (4 - 1,52 - 4)	2
26	19.5011.054.00	11,52 mm (5 - 1,52 - 5)	2
27	19.5012.006.00	6 mm	2
27	19.5012.008.00	8 mm	2
27	19.5012.032.00	6,76 mm (3 - 0,76 - 3)	2
27	19.5012.042.00	8,76 mm (4 - 0,76 - 4)	2
44 / 46	19.5008.008.00	8 mm	2 / 4
44 / 46	19.5008.009.00	8,76 mm (4 - 0,76 - 4)	2 / 4
44 / 46	19.5008.010.00	10 mm	2 / 4
44 / 46	19.5008.011.00	10,76 mm (5 - 0,76 - 5)	2 / 4
44 / 46	19.5008.012.00	12 mm	2 / 4
44 / 46	19.5008.013.00	12,76 mm (6 - 0,76 - 6)	2 / 4
0746	19.5030.030.00	6 - 16 mm	2

Stainless steel / Edelstahl / Inox / RVS



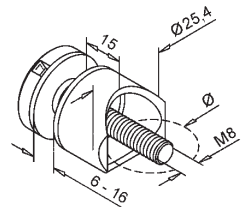
Flat glass adapter, stainless steel
Glasbefestigungsadapter flach, Edelstahl
Adaptateur mural, inox
Vlakke glasbevestigingsadapter, RVS

Art.Nr.	
...0746.000.12	



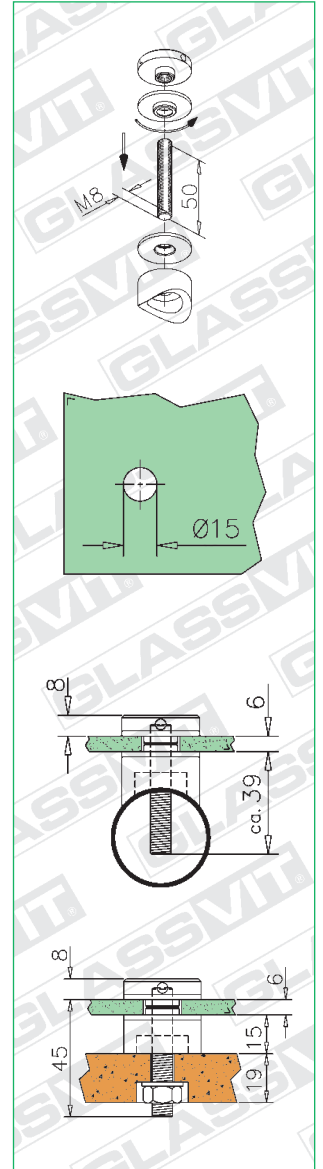
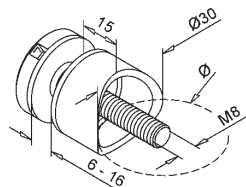
Glass adapter for tube, stainless steel
Glasbefestigungsadapter für Rohr, Edelstahl
Adaptateur pour tube, inox
Glasbevestigingsadapter voor buis, RVS

Art.Nr.	Ø
12.0746.025.12	25,4 - 30,0 mm



Glass adapter for tube, stainless steel
Glasbefestigungsadapter für Rohr, Edelstahl
Adaptateur pour tube, inox
Glasbevestigingsadapter voor buis, RVS

Art.Nr.	Ø
...0746.038.12	38,1 - 42,4 mm
...0746.050.12	48,3 - 50,8 mm



Finishes / Oberflächen / Finitions / Afwerkingen



304 (V2A) - satin grain 320
matt gebürstet Korn 320
brossé grain 320
geslepen korrel 320
Art.Nr. 12.0746. ___ .12



316 (V4A) - satin grain 320
matt gebürstet Korn 320
brossé grain 320
geslepen korrel 320
Art.Nr. 14.0746. ___ .12

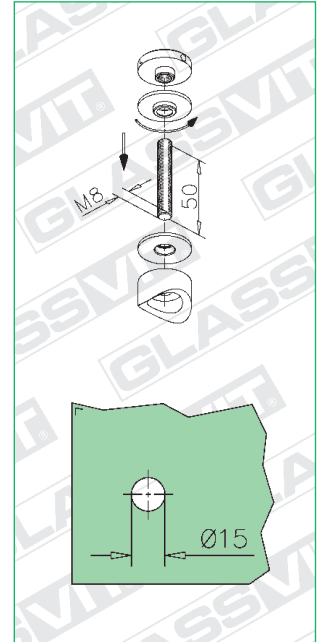
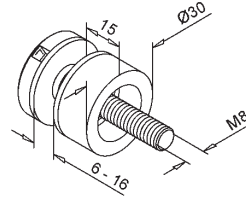
Zintec / Zinkdruckguss / Zamak / Zamack



Flat glass adapter, zintec

Glasbefestigungsadapter flach, Zinkdruckguss
 Adaptateur mural, zamak
 Vlakke glasbevestigingsadapter, zamack

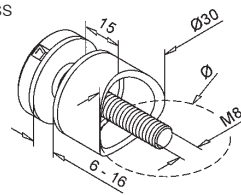
Art.Nr.	
10.0746.000...	



Glass adapter for tube, zintec

Glasbefestigungsadapter für Rohr, Zinkdruckguss
 Adaptateur pour tube, zamak
 Glasbevestigingsadapter voor buis, zamack

Art.Nr.	Ø
10.0746.038...	38,1 - 42,4 mm
10.0746.050...	48,3 - 50,8 mm



Finishes / Oberflächen / Finitions / Afwerkingen



raw
 roh
 brut
 onbewerkt

Art.Nr. 10.0746. ___ .00



matt chrome
 mattverchromt
 chromé mat
 mat verchromd

Art.Nr. 10.0746. ___ .16



stainless steel effect
 Edelfstahleffekt
 aspect inox brossé
 RVS look

Art.Nr. 10.0746. ___ .20



brass effect polished
 Messingeffekt poliert
 aspect laiton poli
 Messing look gepolijst

Art.Nr. 10.0746. ___ .22



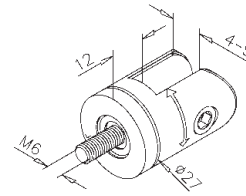
chrome effect polished
 Chromeffekt poliert
 aspect chromé brillant
 Chrom look gepolijst

Art.Nr. 10.0746. ___ .23



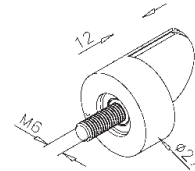
Flat hinge adapter, zintec
Scharnier-Adapter flach, Zinkdruckguss
Charnière plate, zamak
Vlakke scharnier adapter, zamack

Art.Nr.	
10.2900.000...	



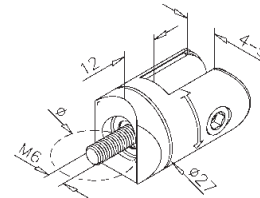
Flat stop adapter, zintec
Glasanschlag flach, Zinkdruckguss
Butée plate, zamak
Vlakke aanslag adapter, zamack

Art.Nr.	
10.2950.000...	



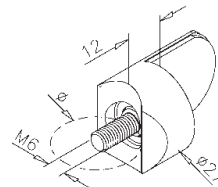
Hinge adapter for tube, zintec
Scharnier-Adapter für Rohr, Zinkdruckguss
Charnière - fixation sur tube, zamak
Scharnier adapter voor buis, zamack

Art.Nr.	Ø
10.2900.025...	25,4 - 30,0 mm
10.2900.038...	38,1 - 42,4 mm



Stop adapter for tube, zintec
Glasanschlag für Rohr, Zinkdruckguss
Butée pour tube, zamak
Aanslag adapter voor buis, zamack

Art.Nr.	Ø
10.2950.025...	25,4 - 30,0 mm
10.2950.038...	38,1 - 42,4 mm



Finishes / Oberflächen
Finitions / Afwerkingen



stainless steel effect
Edelstahleffekt
aspect inox brossé
RVS look

10.2920



brass effect polished
Messingeffekt poliert
aspect laiton poli
Messing look gepolijst

10.2922



chrome effect polished
Chromeffekt poliert
aspect chromé brillant
Chroom look gepolijst

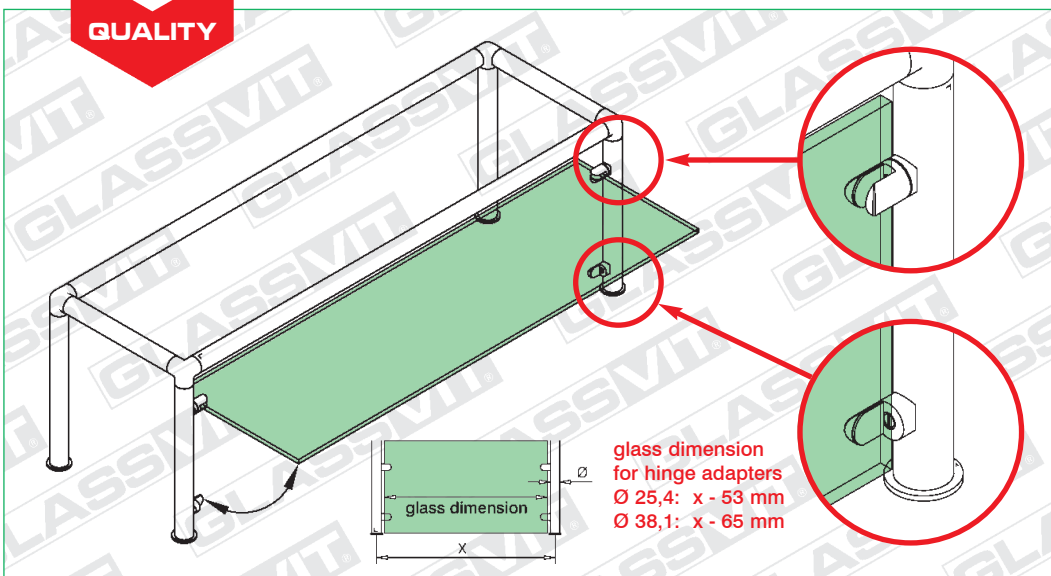
10.2923

only for Ø 38,1 mm



antique effect
Antikeffekt
aspect vieilli
antiek look

10.2913

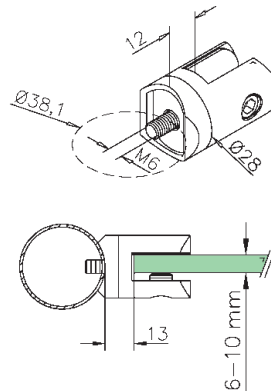


NEW



Adjustable glass support, zintec
 Glashalter verstellbar, Zinkdruckguss
 Support à verre réglable, zamak
 Verstellbare paneeldrager, zamack

Art.Nr.	Ø
10.2910.038...	38,1 - 42,4 mm



Finishes / Oberflächen
 Finitions / Afwerkingen



stainless steel effect
 Edelstahleffekt
 aspect inox brossé
 RVS look

10.2910.038.20



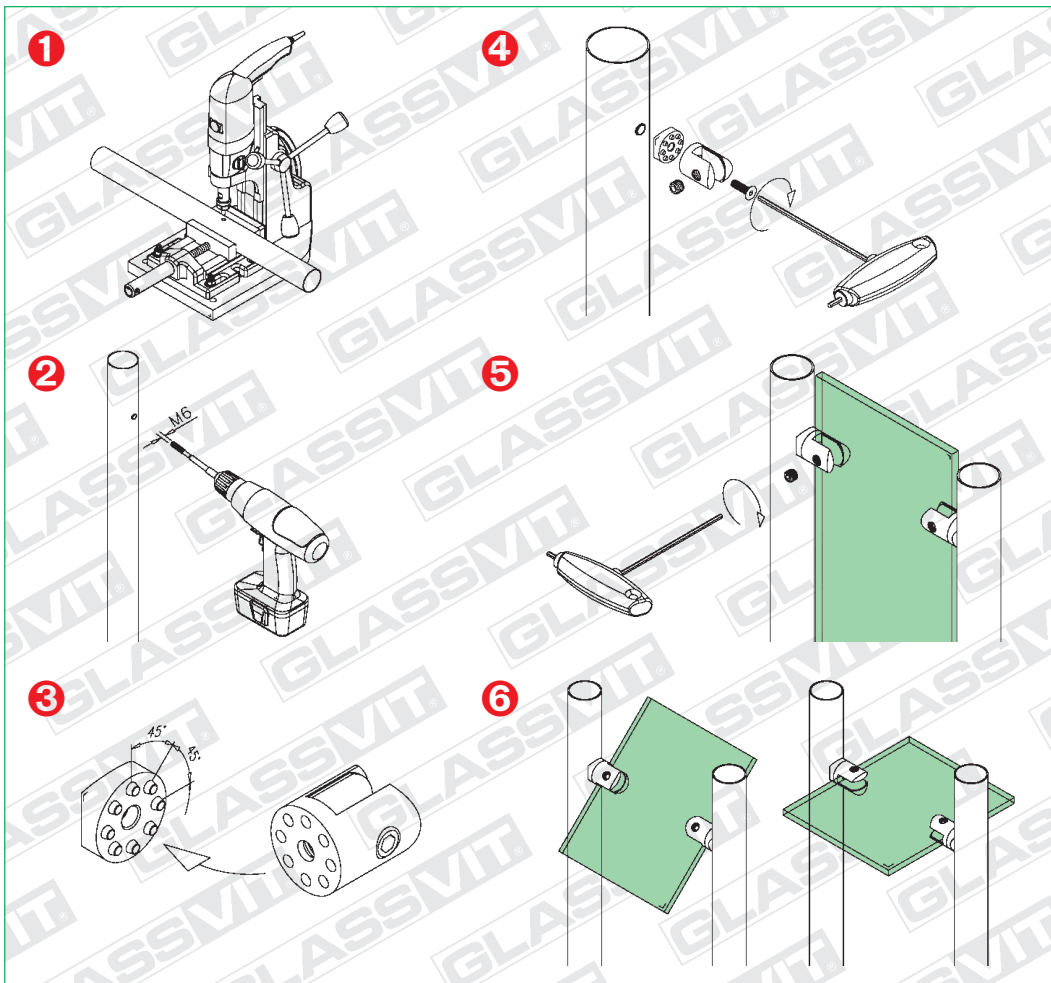
brass effect polished
 Messingeffekt poliert
 aspect laiton poli
 Messing look gepolijst

10.2910.038.22



chrome effect polished
 Chromeffekt poliert
 aspect chromé brillant
 Chrom look gepolijst

10.2910.038.23




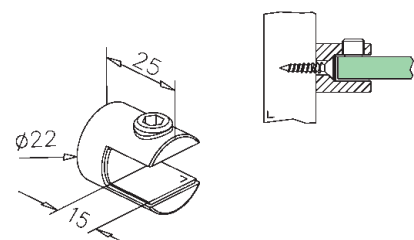
NEW



Glass support, zintec
 Glashalter, Zinkdruckguss
 Support à verre, zamak
 Paneeldrager, zamack

Art.Nr.	glass / Glas / verre / glas
22.1911.000...	6 - 10 mm

 stainless steel effect Edstahleffekt aspect inox brossé RVS look ...20	 chrome effect polished Chromeffekt poliert aspect chromé brillant Chroom look gepolijst ...23
---	--





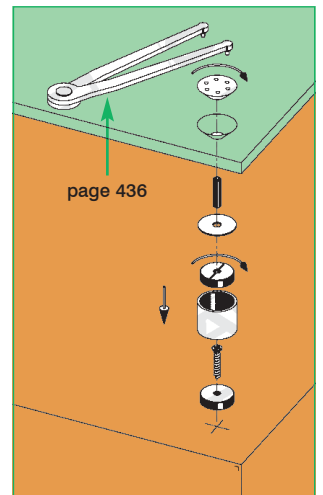
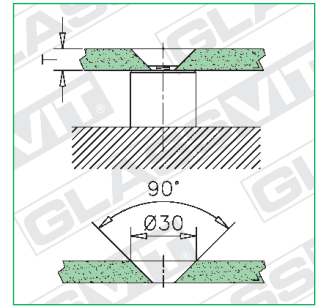
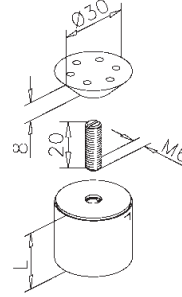
304
V2A

Glass support with sunken cap, satin stainless steel

Glashalter mit Senkkopf, V2A gebürstet

Entretoise avec cabochon, tête fraisée, fixation traversante, inox brossé
Paneeldrager met verzonken kap, RVS geborsteld

Art.Nr.	L	T
12.0751.019.12	19 mm	8 - 12 mm
12.0751.025.12	25 mm	8 - 12 mm
12.0751.038.12	38 mm	8 - 12 mm
12.0751.050.12	50 mm	8 - 12 mm
12.0751.102.12	102 mm	8 - 12 mm



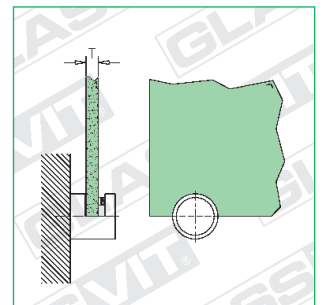
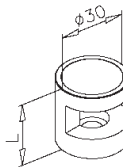
304
V2A

Glass support, satin stainless steel

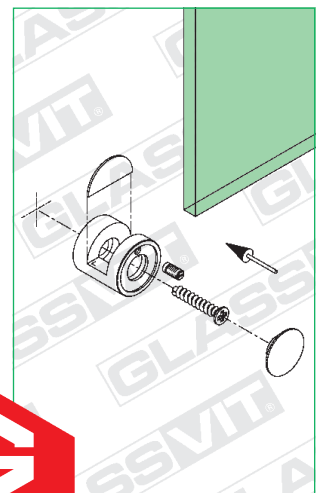

Glashalter, V2A gebürstet

Support à verre, fixation latérale, inox brossé
Paneeldrager, RVS geborsteld

Art.Nr.	L	T
12.0752.030.12	30 mm	5 - 8 mm



14



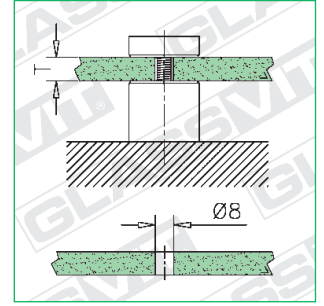
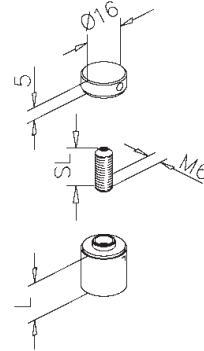
NEW



304 V2A

Glass support, stainless steel
 Glashalter, V2A
 Support à verre, inox
 Paneeldrager, RVS

Art.Nr.	L	SL	T
12.0753.015...	15 mm	16 mm	4 - 6 mm
12.0753.025...	25 mm	20 mm	4 - 10 mm



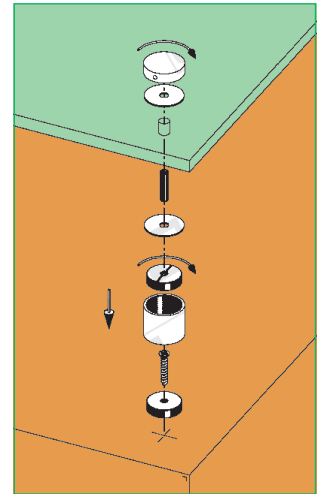
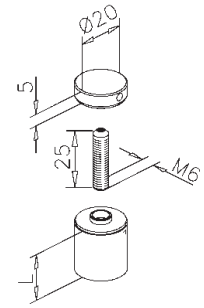
NEW



304 V2A

Glass support, stainless steel
 Glashalter, V2A
 Support à verre, inox
 Paneeldrager, RVS

Art.Nr.	L	T
12.0754.020...	20 mm	5 - 12 mm
12.0754.030...	30 mm	5 - 12 mm



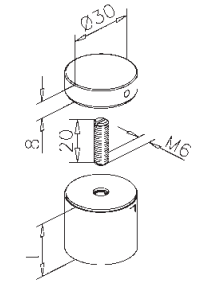
NEW



304 V2A

Glass support, satin stainless steel
 Glashalter, V2A gebürstet
 Support à verre, inox brossé
 Paneeldrager, RVS geborsteld

Art.Nr.	L	T
12.0750.019...	19 mm	4 - 10 mm
12.0750.025...	25 mm	4 - 10 mm
12.0750.038...	38 mm	4 - 10 mm
12.0750.050...	50 mm	4 - 10 mm
12.0750.102...	102 mm	4 - 10 mm



Finishes
 Oberflächen
 Finitions
 Afwerkingen



polished stainless steel
 Edelstahl poliert
 Inox poli
 RVS gepolijst
Art.Nr. ...10



satin stainless steel
 Edelstahl gebürstet
 Inox brossé
 RVS geborsteld
Art.Nr. ...12

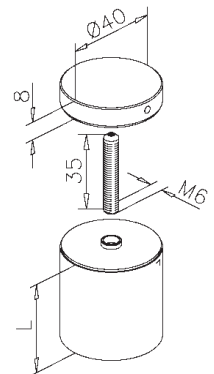
NEW



304 V2A

Glass support, stainless steel
 Glashalter, V2A
 Support à verre, inox
 Paneeldrager, RVS

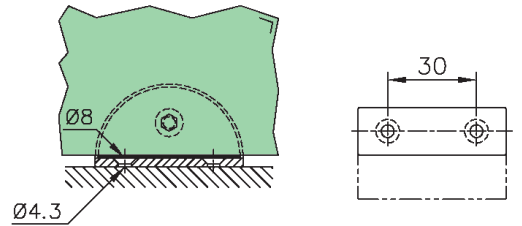
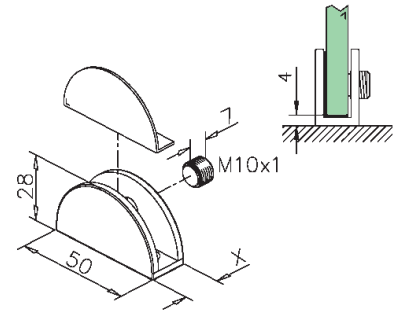
Art.Nr.	L	T
12.0755.040...	40 mm	5 - 17 mm





Glass support, zintec
 Glashalter, Zinkdruckguss
 Support à verre, zamak
 Paneeldrager, zamack

Art.Nr.	glass / Glas / verre / glas	X
22.1008.000...	6 - 8 mm	16
22.1015.000...	10 - 15 mm	23

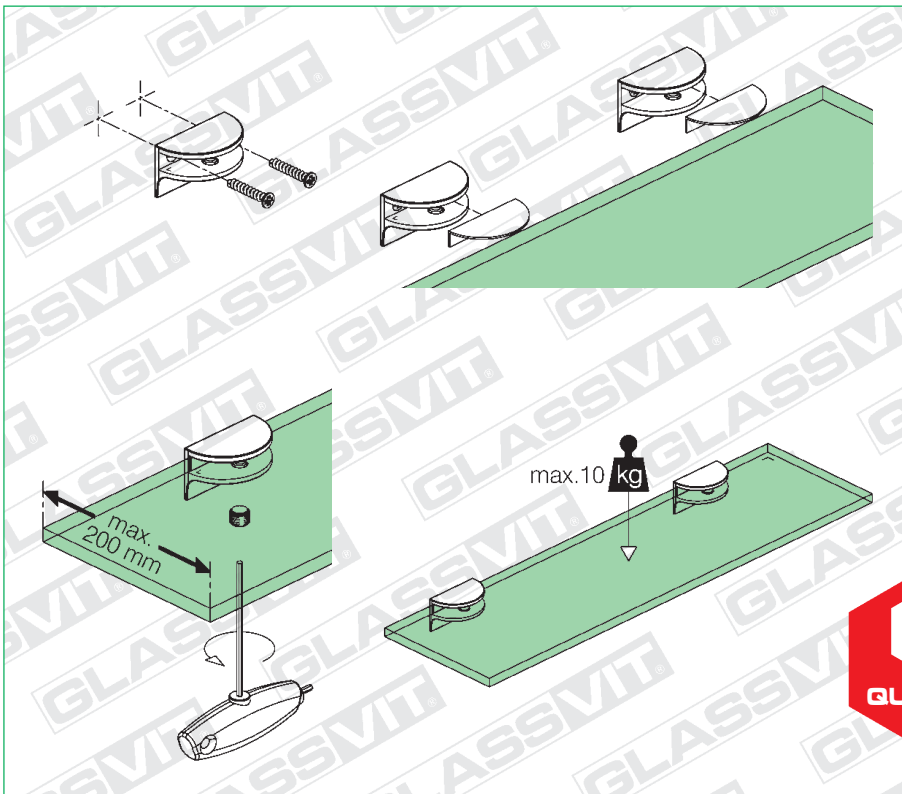
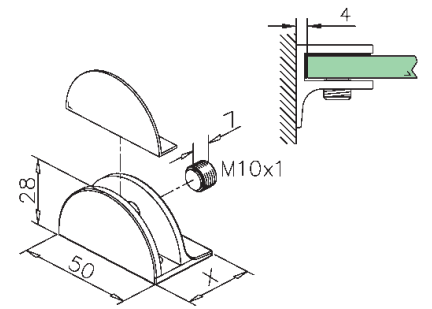


NEW



Glass support, zintec
 Glashalter, Zinkdruckguss
 Support à verre, zamak
 Paneeldrager, zamack

Art.Nr.	glass / Glas / verre / glas	X
22.1108.000...	6 - 8 mm	30
22.1115.000...	10 - 15 mm	40

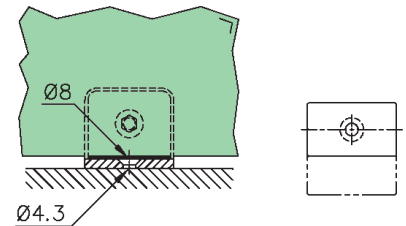
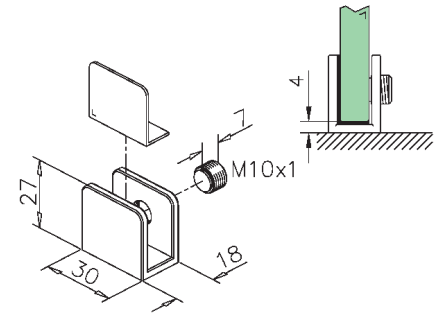


NEW



Glass support, zintec
 Glashalter, Zinkdruckguss
 Support à verre, zamak
 Paneeldrager, zamack

Art.Nr.	glass / Glas / verre / glas
22.1210.000...	6 - 10 mm
	

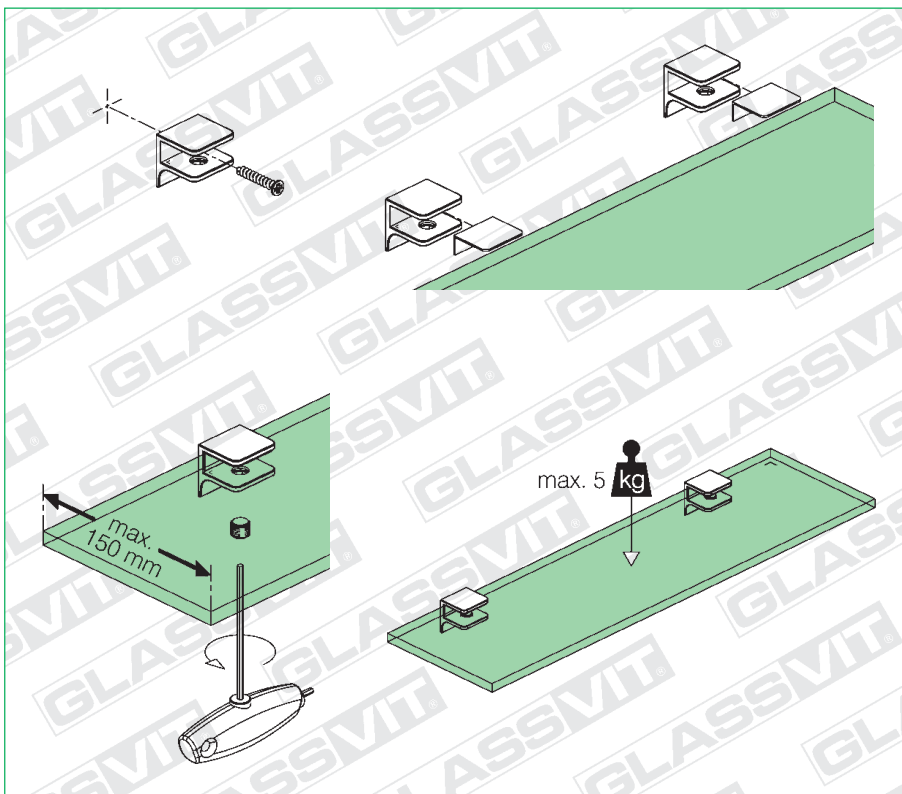
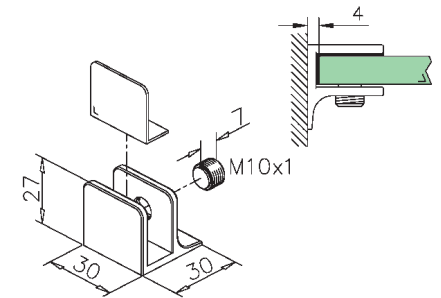


NEW



Glass support, zintec
 Glashalter, Zinkdruckguss
 Support à verre, zamak
 Paneeldrager, zamack

Art.Nr.	glass / Glas / verre / glas
22.1310.000...	6 - 10 mm
	



Finishes
 Oberflächen
 Finitions
 Afwerkingen



PROTECTAN

stainless steel effect
 Edelstahleffekt
 aspect inox brossé
 RVS look
Art.Nr. ...20



PROTECTAN

chrome effect polished
 Chromeffekt poliert
 aspect chromé brillant
 Chrom look gepolijst
Art.Nr. ...23

NEW

Glass plate profile, aluminium, raw

Glasplattenprofil, Aluminium, roh
Profil pour plaque de verre, aluminium, brut
Glasplaatprofiel, aluminium, onbewerkt

Art.Nr.	L (mm)
43.0900.540.00	5000
43.8925.540.00	2500
43.8900.540.00	cutted / zugeschnitten / coupé / gezaagd

Glass plate profile, aluminium, stainless steel effect

Glasplattenprofil, Aluminium, Edelstahleffekt
Profil pour plaque de verre, aluminium, aspect inox brossé
Glasplaatprofiel, aluminium, RVS look

Art.Nr.	L (mm)
43.0900.540.19	5000
43.8925.540.19	2500
43.8900.540.19	cutted / zugeschnitten / coupé / gezaagd

Glass plate profile, aluminium, silver matt anodized

Glasplattenprofil, Aluminium, silber matt eloxiert
Profil pour plaque de verre, aluminium, anodisé argent mat
Glasplaatprofiel, aluminium, zilver mat geanodiseerd

Art.Nr.	L (mm)
43.0900.540.46	5000
43.8925.540.46	2500
43.8900.540.46	cutted / zugeschnitten / coupé / gezaagd

Glass plate profile, aluminium, polished

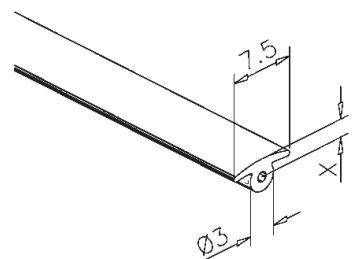
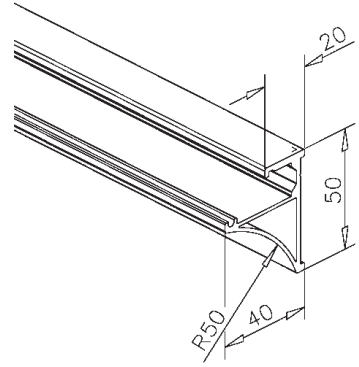
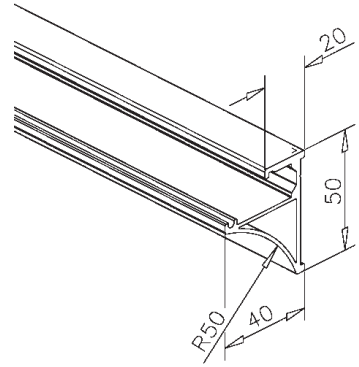
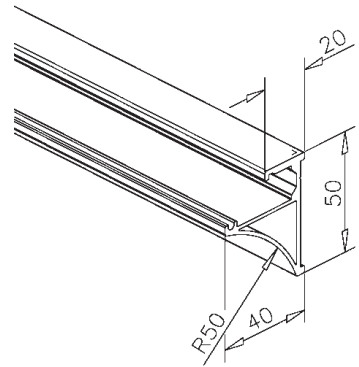
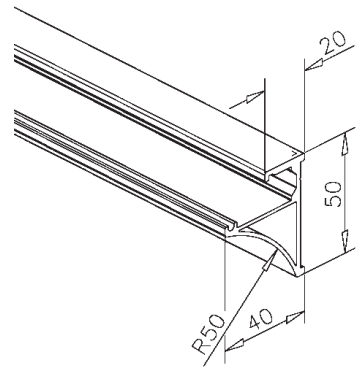
Glasplattenprofil, Aluminium, poliert
Profil pour plaque de verre, aluminium, poli
Glasplaatprofiel, aluminium, gepolijst

Art.Nr.	L (mm)
43.8925.540.48	2500
43.8900.540.48	cutted / zugeschnitten / coupé / gezaagd

Rubber profile, length 5 m

Gummiprofil, Länge 5 m
Profil caoutchouc, longueur 5 m
Rubberprofiel, lengte 5 m

Art.Nr.	glass / Glas / verre / glas	X
19.7000.008.00	8 mm	4 mm
19.7000.010.00	10 mm	2 mm

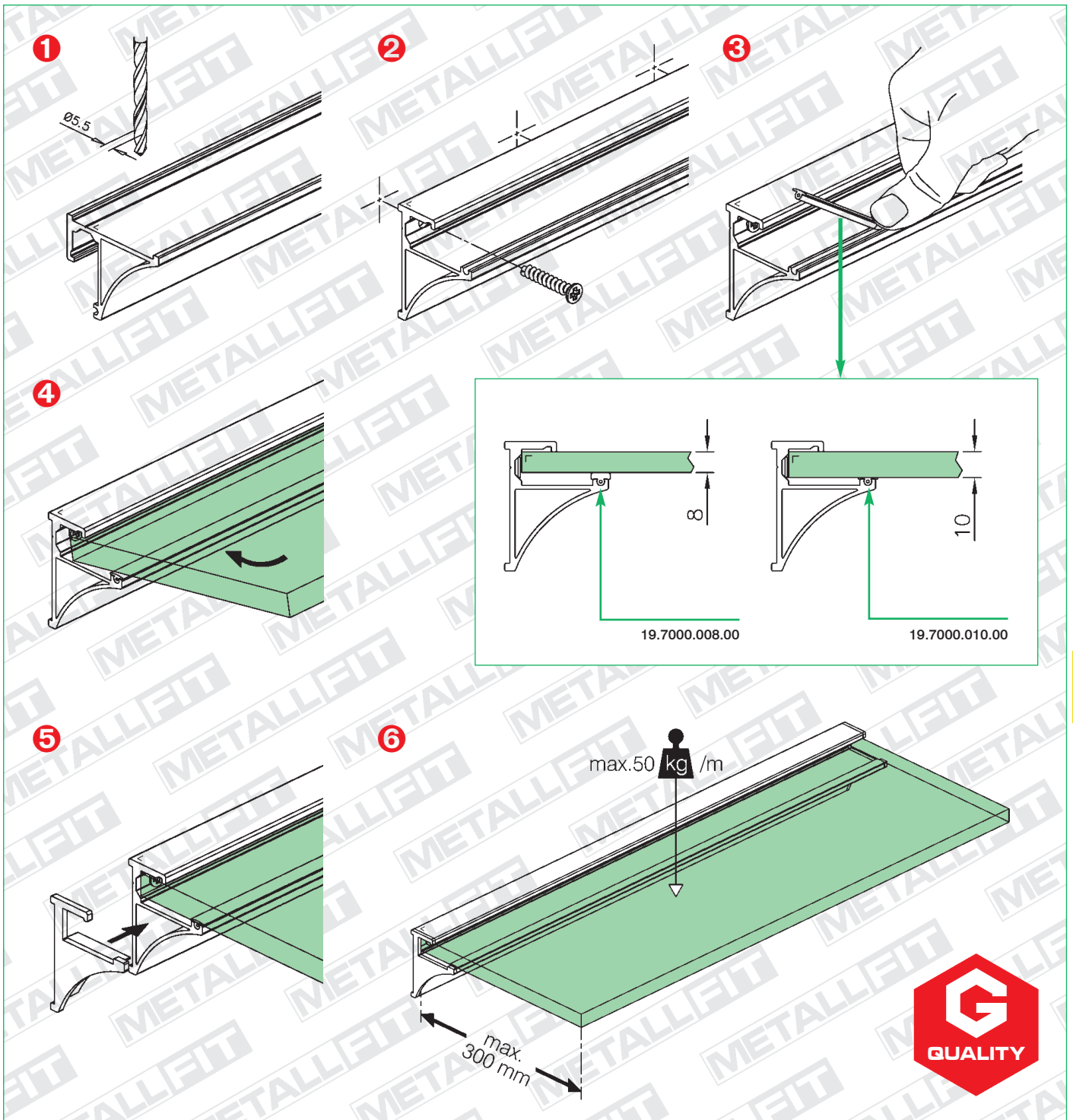
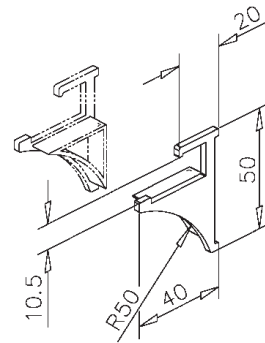


NEW



End cap for glass plate profile, plastic, grey (pair)
 Endkappe für Glasplattenprofil, Kunststoff, grau (Paar)
 Embout de profil pour plaque de verre, plastique, gris (la paire)
 Eindkap voor glasplaatprofiel, kunststof, grijs (paar)

Art.Nr.
 43.1732.000.00



14







Partition wall systems
Trennwand-Systeme
Supports d'auvent
Scheidingswandsystemen



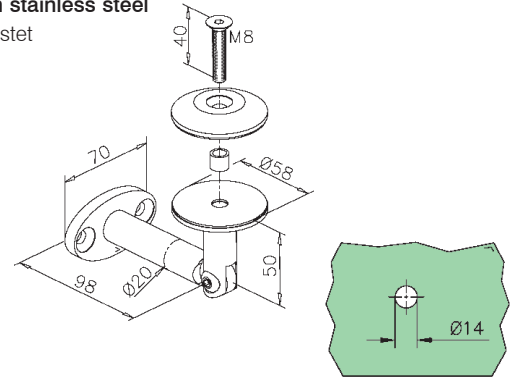
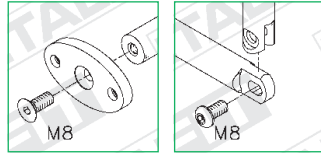
Projecting roof systems / Vordach-Systeme
Systèmes d'auvent / Luifelsystemen*Page / Seite / Page / Pagina***362**Glass clamps / Glasklemmen
Equerres / Glasklemmen*Page / Seite / Page / Pagina***366**Connectors / Verbinder
Raccords / Connectors*Page / Seite / Page / Pagina***370**Stabilizers / Stabilisatoren
Stabilisateurs / Stabilisators*Page / Seite / Page / Pagina***372**Partition wall profiles / Trennwand-Profile
Profils pour séparation / Scheidingswand profielen*Page / Seite / Page / Pagina***374**Partition wall posts / Trennwand-Pfosten
Poteaux pour séparation / Scheidingswand staanders*Page / Seite / Page / Pagina***376**



**304
V2A**

Glass-marquee point mounting, glass/wall fixation, satin stainless steel
 Glas-Vordach Punkthalter, Glas/Wand-Verbinder, V2A gebürstet
 Support articulé d'auvent, inox brossé
 Glasluifel adapter, glas/wand connector, RVS geborsteld

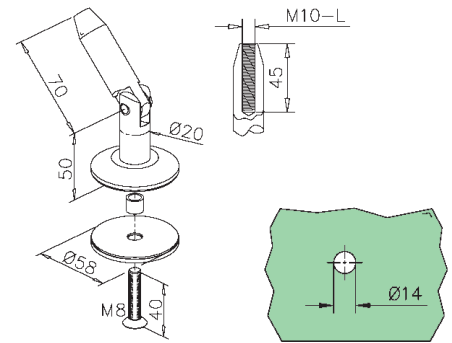
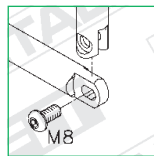
Art.Nr.	glass / Glas / verre / glas
44.0201.010.12	10 - 17 mm



**304
V2A**

Glass-marquee point mounting, glass connector, satin stainless steel
 Glas-Vordach Punkthalter, Glasverbinder, V2A gebürstet
 Support articulé d'auvent, fixation verre, inox brossé
 Glasluifel adapter, glass connector, RVS geborsteld

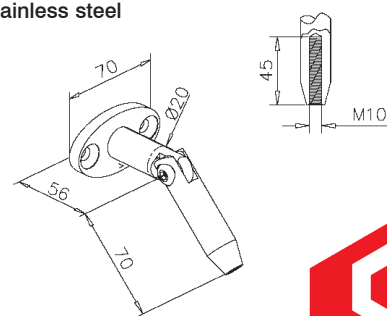
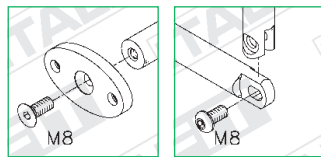
Art.Nr.	glass / Glas / verre / glas
44.0202.010.12	10 - 17 mm



**304
V2A**

Glass-marquee point mounting, wall connector, satin stainless steel
 Glas-Vordach Punkthalter, Wandverbinder, V2A gebürstet
 Support articulé d'auvent, fixation murale, inox brossé
 Glasluifel adapter, wand connector, RVS geborsteld

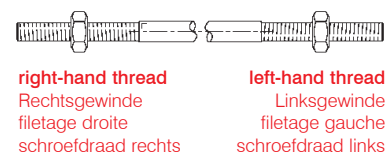
Art.Nr.	
44.0203.010.12	



**304
V2A**

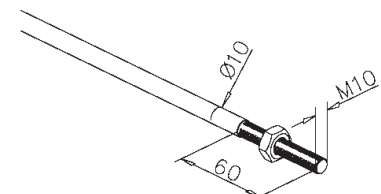
Rod with thread M10 left/right, satin stainless steel
 Stab mit Gewinde M10 links/rechts, V2A gebürstet
 Barre, filetage gauche/droite M10, inox brossé
 Staf met schroefdraad M10 links/rechts, RVS geborsteld

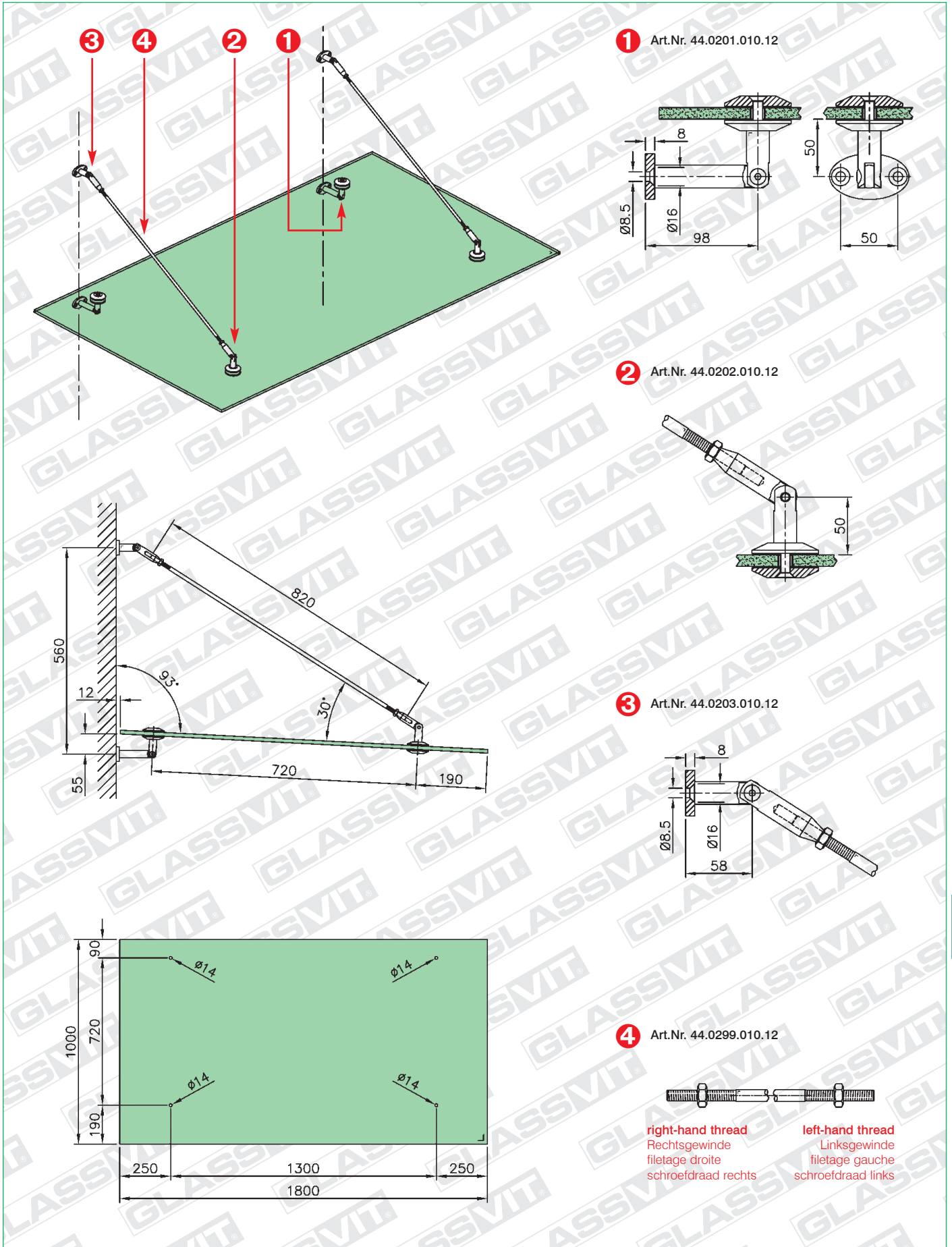
Art.Nr.	L
44.0299.010.12	cutted / zugeschnitten / coupé / gezaagd



right-hand thread
 Rechtsgewinde
 filetage droite
 schroefdraad rechts

left-hand thread
 Linksgewinde
 filetage gauche
 schroefdraad links





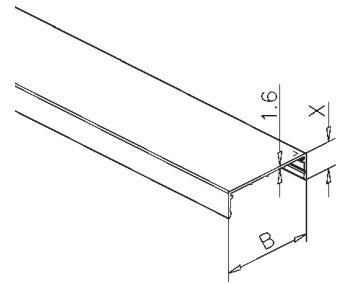
NEW



Cover profile, aluminium

Deckprofil, Aluminium
 Profil de recouvrement, aluminium
 Afdekprofiel, aluminium

Art.Nr.	B (mm)	X (mm)	L (mm)
44.4060.500...	60	13	5000
44.4060.250...	60	13	2500
44.4060.000...	60	13	cutted / zugeschnitten
44.4080.500...	80	17	5000
44.4080.250...	80	17	2500
44.4080.000...	80	17	cutted / zugeschnitten



Finishes / Oberflächen / Finitions / Afwerkingen

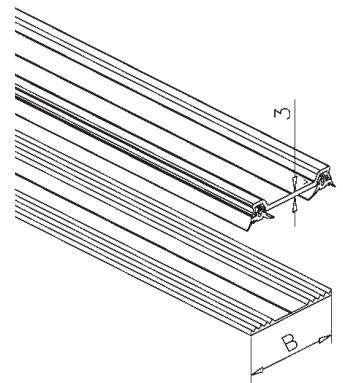
 <i>raw</i> <i>roh</i> <i>brut</i> <i>onbewerkt</i> Art.Nr. ...00	 <i>silver matt anodized</i> <i>silber matt eloxiert</i> <i>anodisé argent mat</i> <i>zilver mat geanodiseerd</i> Art.Nr. ...46
--	--



Basic profile with plastic seal both-sided

Grundprofil mit Dichtungsgummi beidseitig
 Profil de base avec joint plastique double
 Basisprofiel met rubberen dichting dubbelzijdig

Art.Nr.	B (mm)	L (mm)
44.5060.500.00	60	5000
44.5060.250.00	60	2500
44.5060.000.00	60	cutted / zugeschnitten / coupé / gezaagd
44.5080.500.00	80	5000
44.5080.250.00	80	2500
44.5080.000.00	80	cutted / zugeschnitten / coupé / gezaagd



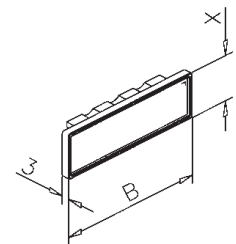
15



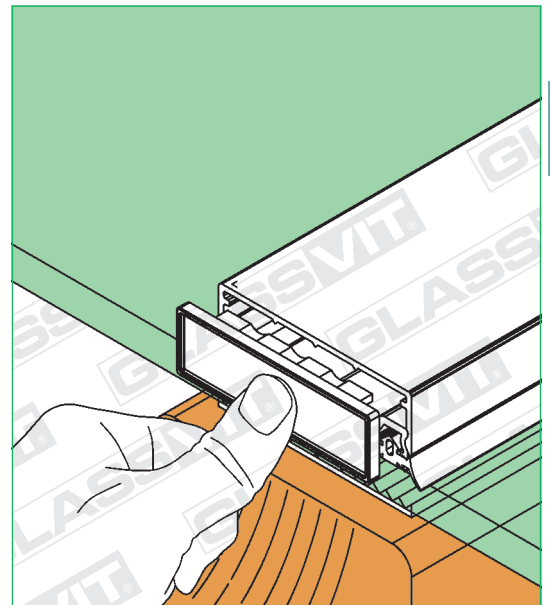
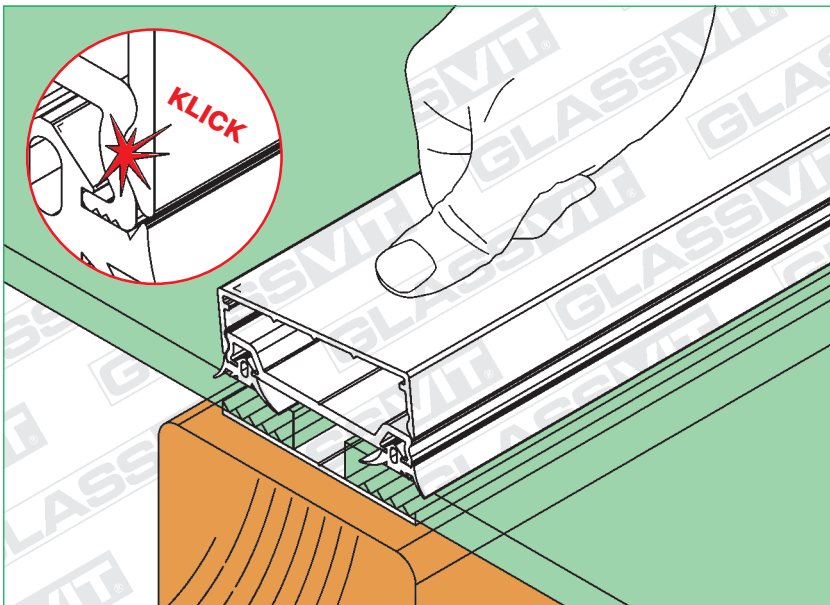
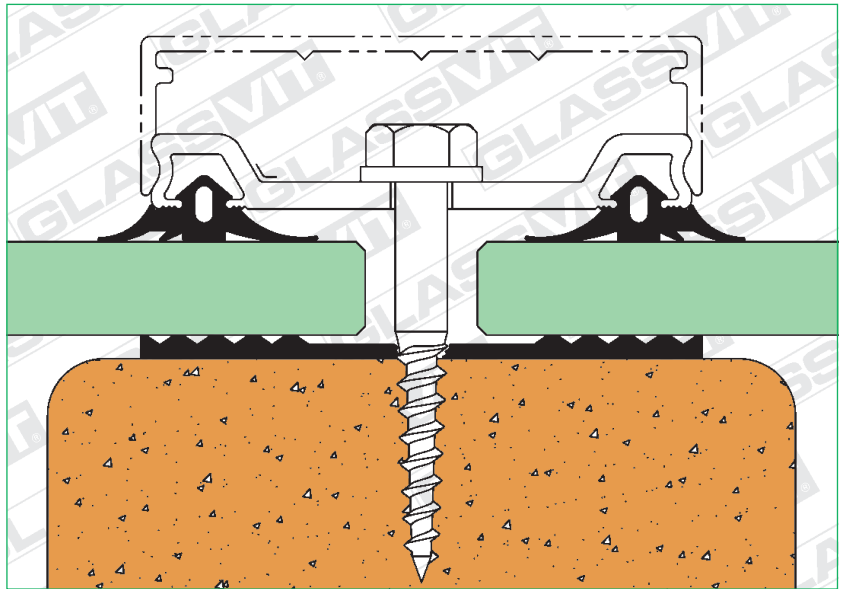
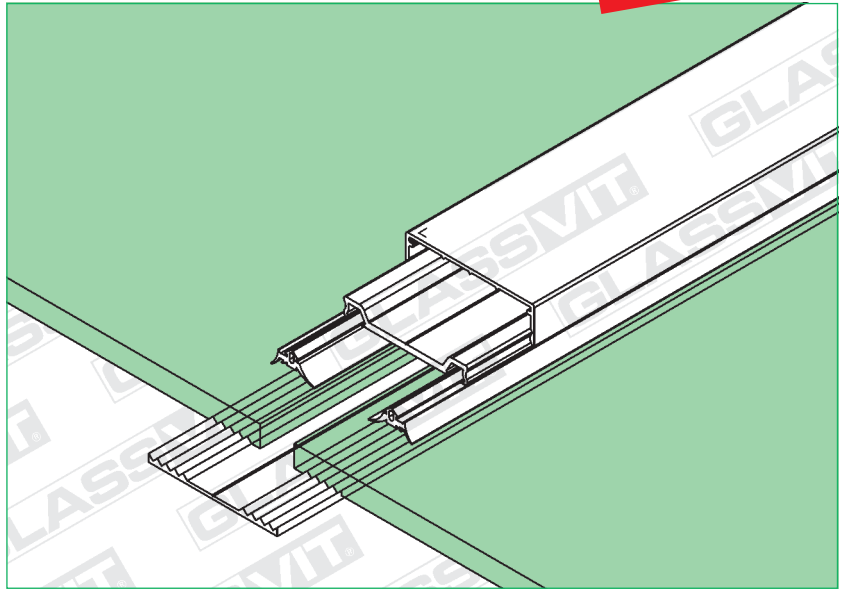
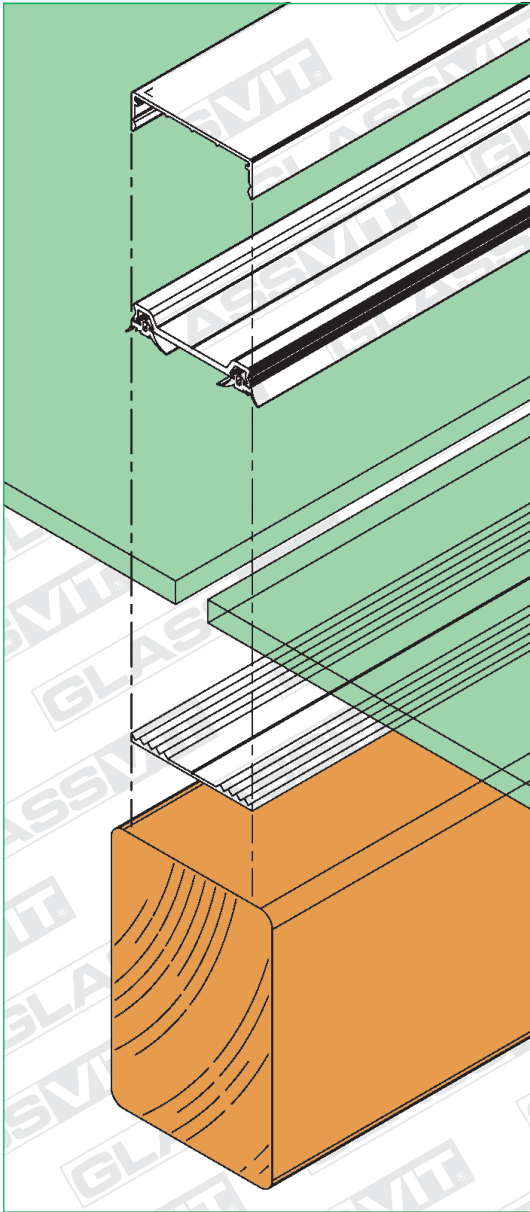
End cap, plastic black

Endkappe, Kunststoff schwarz
 Embout, plastique noir
 Eindkap, kunststof zwart

Art.Nr.	B (mm)	X (mm)
18.5060.000.00	60	14
18.5080.000.00	80	18



NEW

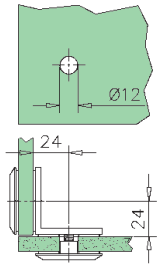
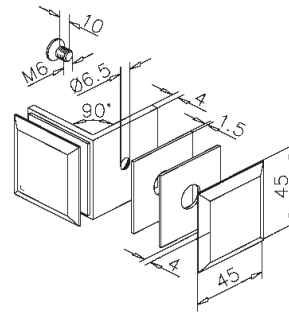


304
V2A



Glass clamp 90°, glass/glass, stainless steel
 Glasklemme 90°, Glas/Glas, V2A
 Equerre à 90°, verre/verre, inox
 Glasklem 90°, glas/glas, RVS

Art.Nr.	glass / Glas / verre / glas
40.4012.090...	8 - 12 mm

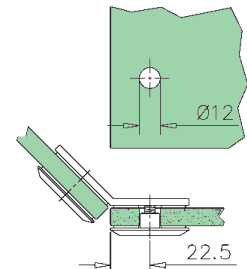
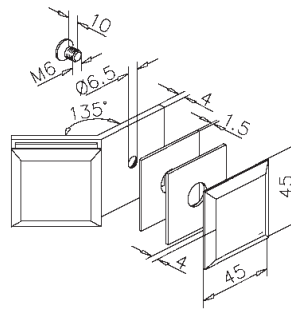


304
V2A



Glass clamp 135°, glass/glass, stainless steel
 Glasklemme 135°, Glas/Glas, V2A
 Equerre à 135°, verre/verre, inox
 Glasklem 135°, glas/glas, RVS

Art.Nr.	glass / Glas / verre / glas
40.4012.135...	8 - 12 mm

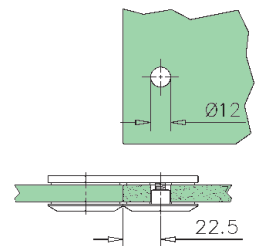
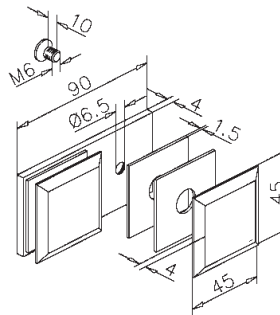


304
V2A



Glass clamp 180°, glass/glass, stainless steel
 Glasklemme 180°, Glas/Glas, V2A
 Equerre à 180°, verre/verre, inox
 Glasklem 180°, glas/glas, RVS

Art.Nr.	glass / Glas / verre / glas
40.4012.180...	8 - 12 mm

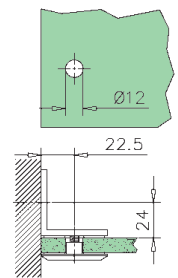
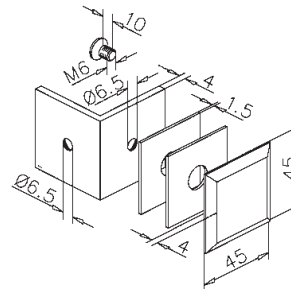


304
V2A



Glass clamp 90°, glass/wall, stainless steel
 Glasklemme 90°, Glas/Wand, V2A
 Equerre à 90°, mur/verre, inox
 Glasklem 90°, glas/wand, RVS

Art.Nr.	glass / Glas / verre / glas
40.4112.090...	8 - 12 mm

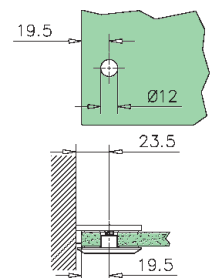
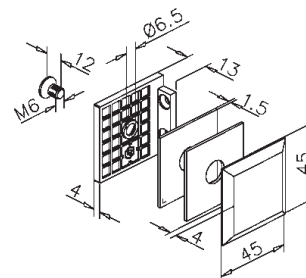


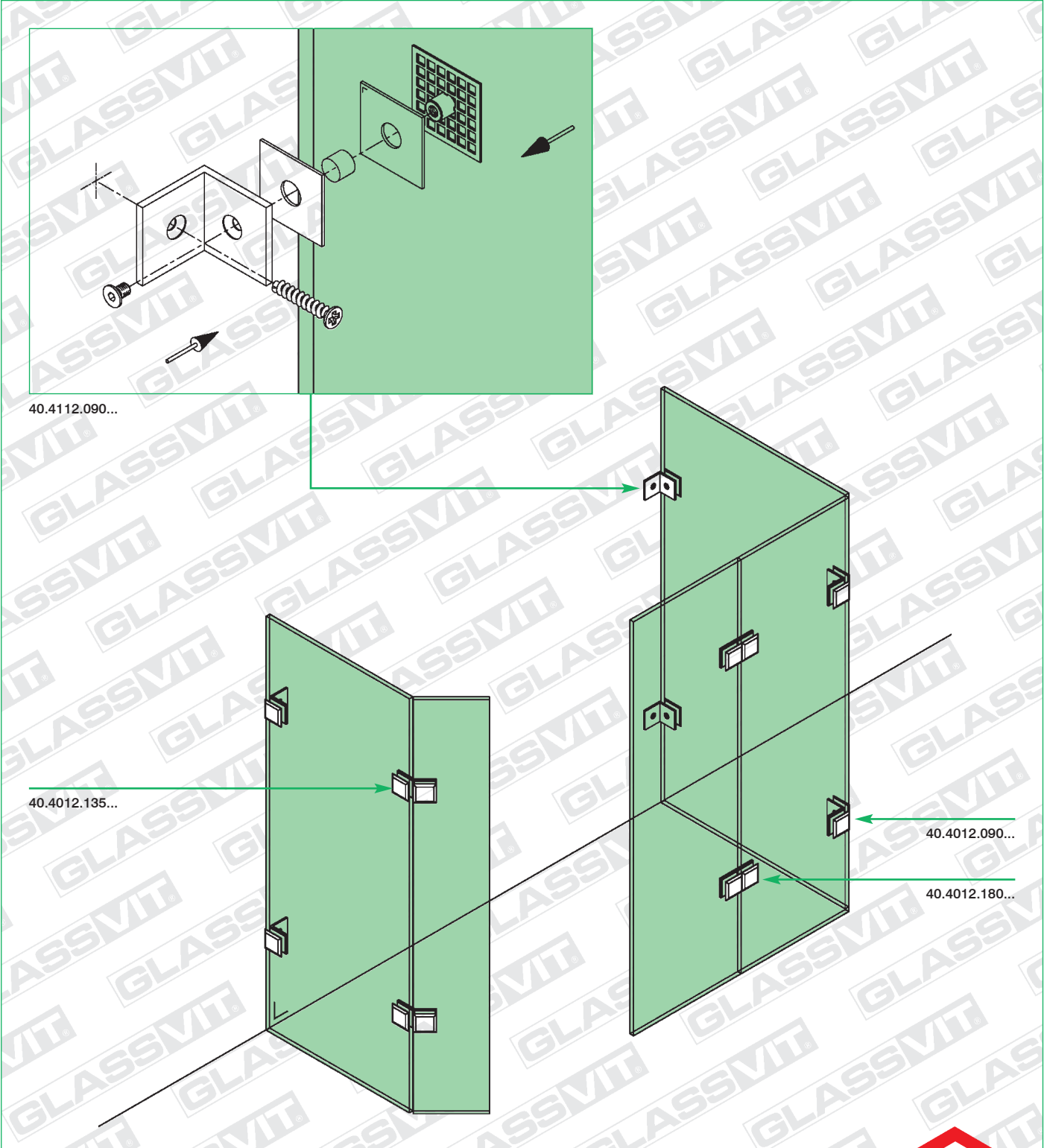
304
V2A



Glass clamp 90°, glass/wall, stainless steel
 Glasklemme 90°, Glas/Wand, V2A
 Equerre à 90°, mur/verre, inox
 Glasklem 90°, glas/wand, RVS

Art.Nr.	glass / Glas / verre / glas
40.4115.090...	8 - 12 mm





Finishes

Oberflächen
 Finitions
 Afwerkingen



polished stainless steel
 Edelstahl poliert
 Inox poli
 RVS gepolijst

Art.Nr. ...10



satin stainless steel
 Edelstahl gebürstet
 Inox brossé
 RVS geborsteld

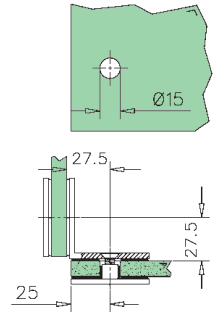
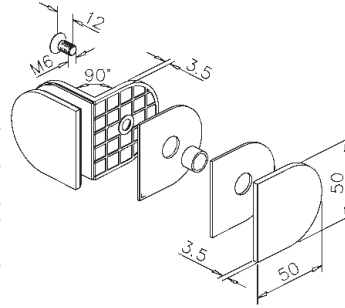
Art.Nr. ...12



304
V2A

Glass clamp 90°, glass/glass, stainless steel
 Glasklemme 90°, Glas/Glas, V2A
 Equerre à 90°, verre/verre, inox
 Glasklem 90°, glas/glas, RVS

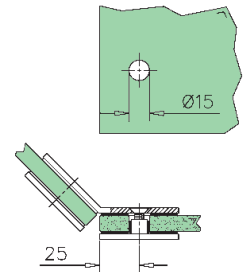
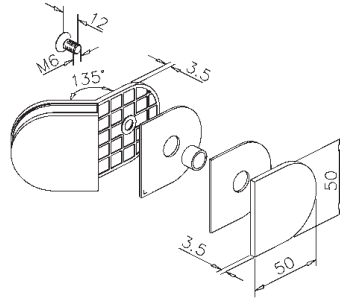
Art.Nr.	glass / Glas / verre / glas
40.0101.090...	8 - 10 mm



304
V2A

Glass clamp 135°, glass/glass, stainless steel
 Glasklemme 135°, Glas/Glas, V2A
 Equerre à 135°, verre/verre, inox
 Glasklem 135°, glas/glas, RVS

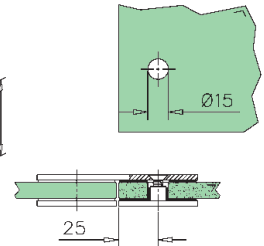
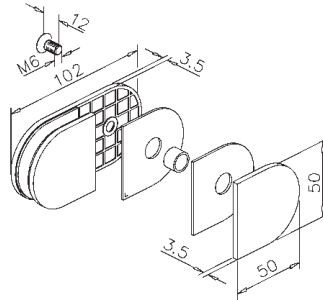
Art.Nr.	glass / Glas / verre / glas
40.0101.135...	8 - 10 mm



304
V2A

Glass clamp 180°, glass/glass, stainless steel
 Glasklemme 180°, Glas/Glas, V2A
 Equerre à 180°, verre/verre, inox
 Glasklem 180°, glas/glas, RVS

Art.Nr.	glass / Glas / verre / glas
40.0101.180...	8 - 10 mm



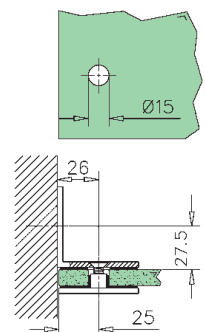
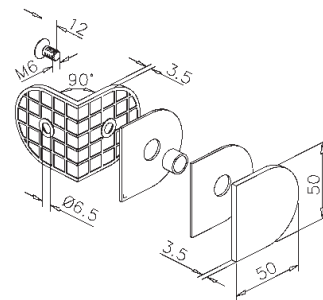
15

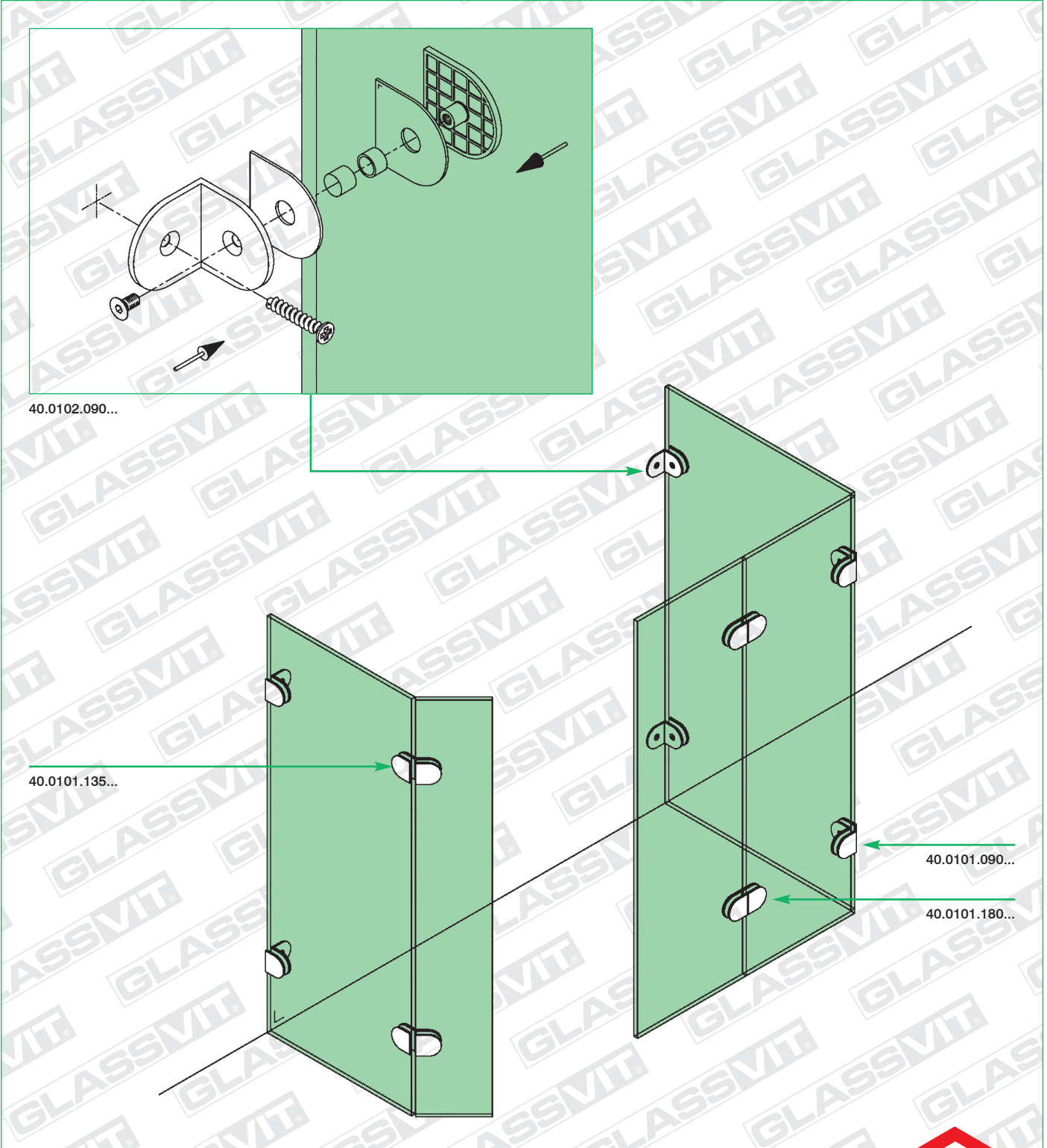


304
V2A

Glass clamp 90°, glass/wall, stainless steel
 Glasklemme 90°, Glas/Wand, V2A
 Equerre à 90°, mur/verre, inox
 Glasklem 90°, glas/wand, RVS

Art.Nr.	glass / Glas / verre / glas
40.0102.090...	8 - 10 mm





Finishes		<p>polished stainless steel Edelstahl poliert Inox poli RVS gepolijst</p>		<p>satin stainless steel Edelstahl gebürstet Inox geborsté RVS geborsteld</p>
Oberflächen Finitions Afwerkingen		<p>Art.Nr. ...10</p>		<p>Art.Nr. ...12</p>

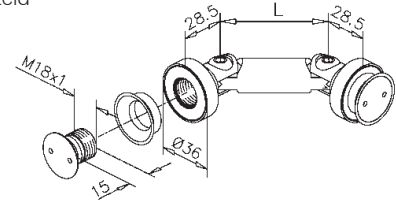


**304
V2A**

Connector with sunken cap, adjustable, glass/glass, satin stainless steel
 Glasverbinder mit Senkkopf, variabel, Glas/Glas, V2A gebürstet
 Raccord variable à tête noyée, verre/verre, inox brossé
 Connector met verzonken kap, variabel, glas/glas, RVS geborsteld



Art.Nr.	L	glass / Glas / verre / glas
44.0780.060.12	60 mm	10 - 12 mm
44.0780.082.12	82 mm	10 - 12 mm



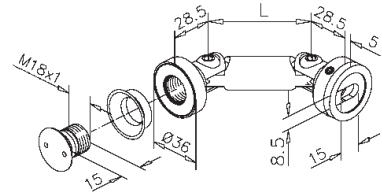
Pin wrench see page 436
 Stirnloch-Schlüssel siehe Seite 436
 Clé pour vis à trous voir page 436
 Vorksteutel zie pagina 436

**304
V2A**

Connector, adjustable, glass/wall, satin stainless steel
 Glasverbinder, variabel, Glas/Wand, V2A gebürstet
 Raccord variable, verre/mur, inox brossé
 Connector, variabel, glas/wand, RVS geborsteld



Art.Nr.	L	glass / Glas / verre / glas
44.0781.060.12	60 mm	10 - 12 mm
44.0781.082.12	82 mm	10 - 12 mm

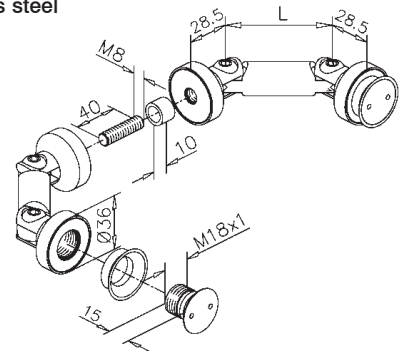


**304
V2A**

Connector set, adjustable, glass/glass/glass, satin stainless steel
 Glasverbinder-Set, variabel, Glas/Glas/Glas, V2A gebürstet
 Raccord variable milieu, verre/verre/verre, inox brossé
 Connector dubbel, variabel, glas/glas/glas, RVS geborsteld



Art.Nr.	L	glass / Glas / verre / glas
44.0782.060.12	60 mm	10 - 12 mm
44.0782.082.12	82 mm	10 - 12 mm

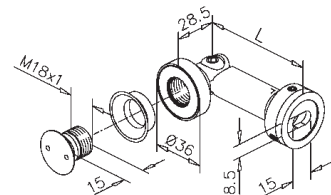


**304
V2A**

Connector, adjustable, glass/wall, satin stainless steel
 Glasverbinder, variabel, Glas/Wand, V2A gebürstet
 Raccord variable, verre/mur, inox brossé
 Connector, variabel, glas/wand, RVS geborsteld



Art.Nr.	L	glass / Glas / verre / glas
44.0784.075.12	75 mm	10 - 12 mm

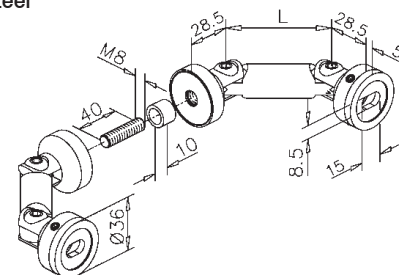


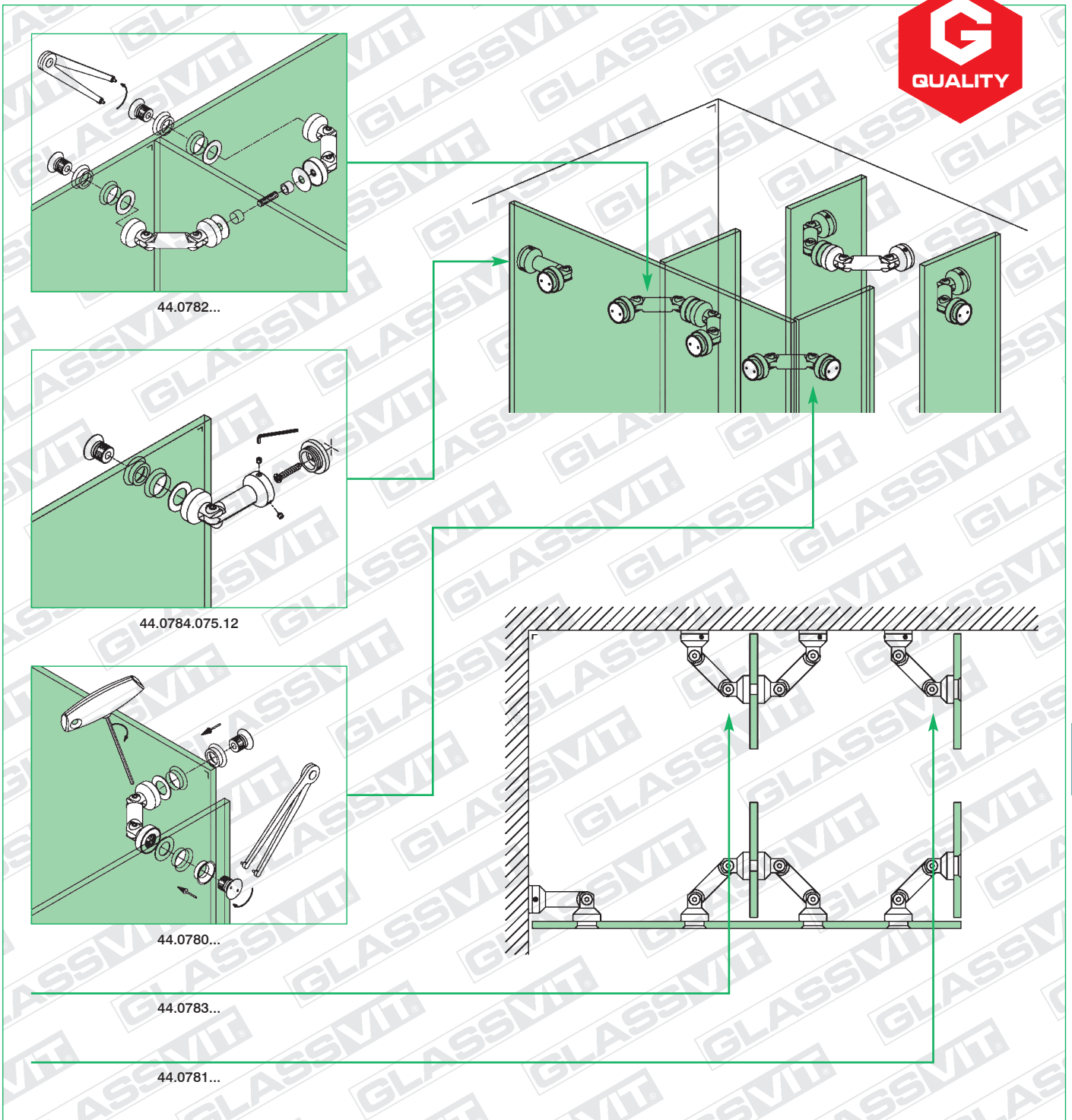
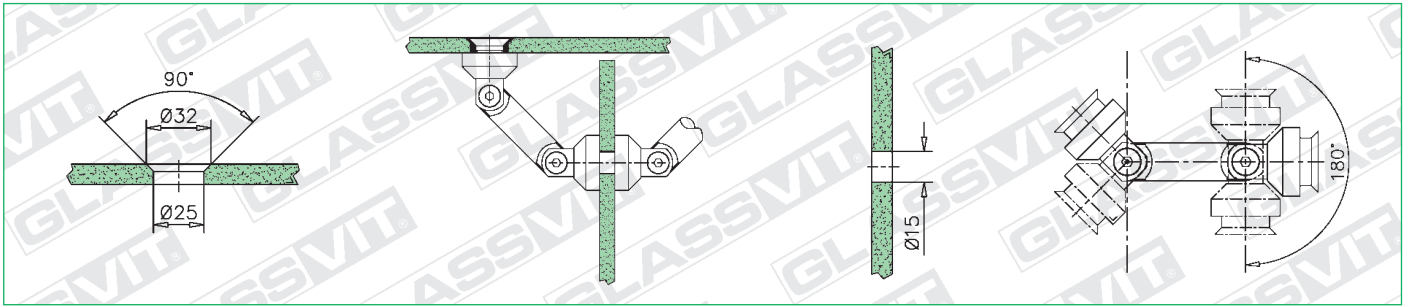
**304
V2A**

Connector set, adjustable, wall/glass/wall, satin stainless steel
 Glasverbinder-Set, variabel, Wand/Glas/Wand, V2A gebürstet
 Raccord variable milieu, mur/verre/mur, inox brossé
 Connector dubbel, variabel, wand/glas/wand, RVS geborsteld



Art.Nr.	L	glass / Glas / verre / glas
44.0783.060.12	60 mm	10 - 12 mm
44.0783.082.12	82 mm	10 - 12 mm





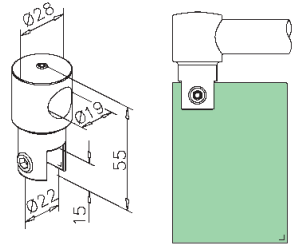
NEW

304
V2A



Tube holder, closed, stainless steel
 Rohrhalter, geschlossen, V2A
 Pince de fixation, clos, inox
 Buishouder, gesloten, RVS

Art.Nr.	glass / Glas / verre / glas
40.0836.019...	8 - 12 mm
	

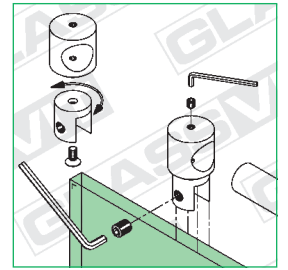
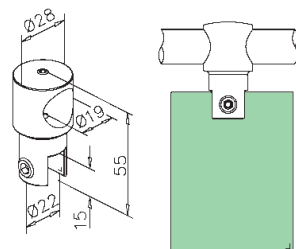


304
V2A



Tube holder, open, stainless steel
 Rohrhalter, offen, V2A
 Pince de fixation, ouvert, inox
 Buishouder, open, RVS

Art.Nr.	glass / Glas / verre / glas
40.0835.019...	8 - 12 mm
	



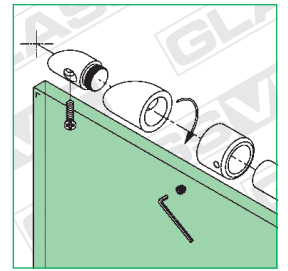
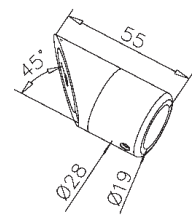
NEW

304
V2A



Tube mounting bracket 45°, stainless steel
 Wandflansch 45°, V2A
 Embase murale 45°, inox
 Muur flens 45°, RVS

Art.Nr.	
40.0626.019...	
	

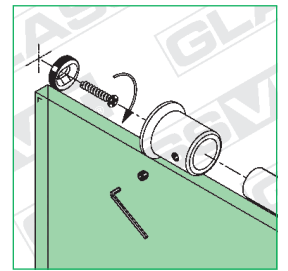
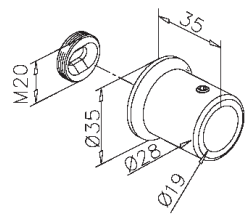


304
V2A



Tube mounting bracket 90°, stainless steel
 Wandflansch 90°, V2A
 Embase murale 90°, inox
 Muur flens 90°, RVS

Art.Nr.	
40.0515.019...	
	

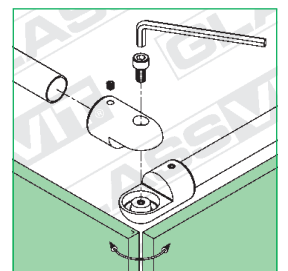
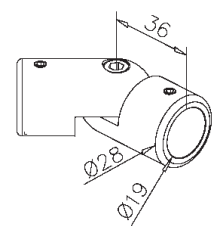


304
V2A

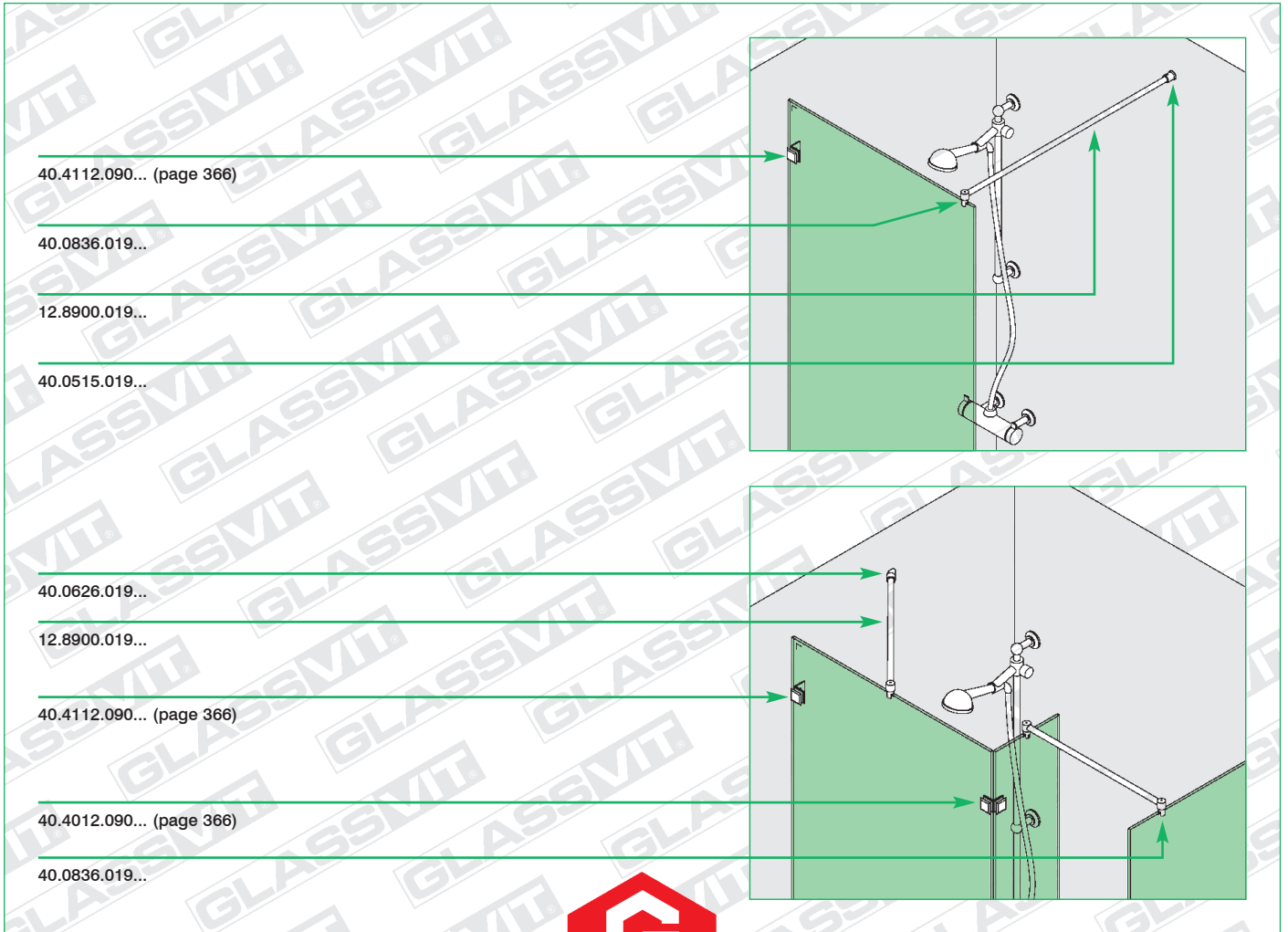


Adjustable tube joint, stainless steel
 Rohrverbinder variabel, V2A
 Raccord réglable, inox
 Variabele buisverbinder, RVS

Art.Nr.	
40.0312.019...	
	



NEW DESIGN



40.4112.090... (page 366)

40.0836.019...

12.8900.019...

40.0515.019...

40.0626.019...

12.8900.019...

40.4112.090... (page 366)

40.4012.090... (page 366)

40.0836.019...



304
V2A

Tube, stainless steel

Rohr, V2A

Tube, inox

Buis, RVS

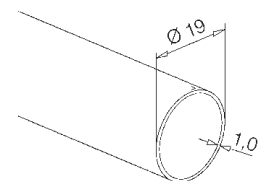
Art.Nr.	L
NEW 12.8910.019...	1000 mm
NEW 12.8912.019...	1250 mm
NEW 12.8925.019...	2500 mm
12.8900.019...	cutted / zugeschnitten / coupé / gezaagd



...10



...12



End caps see page 126 / 172
 Endkappen siehe Seite 126 / 172
 Embouts voir page 126 / 172
 Eindstoppen zie pagina 126 / 172

Finishes

Oberflächen

Finitions

Afwerkingen



polished stainless steel

Edelstahl poliert

Inox poli

RVS gepolijst

Art.Nr. ...10



satin stainless steel

Edelstahl gebürstet

Inox brossé

RVS geborsteld

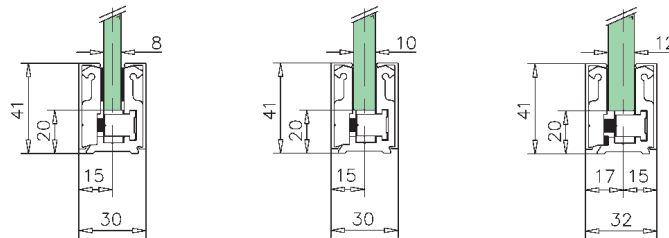
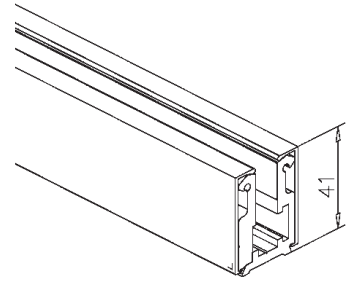
Art.Nr. ...12

NEW



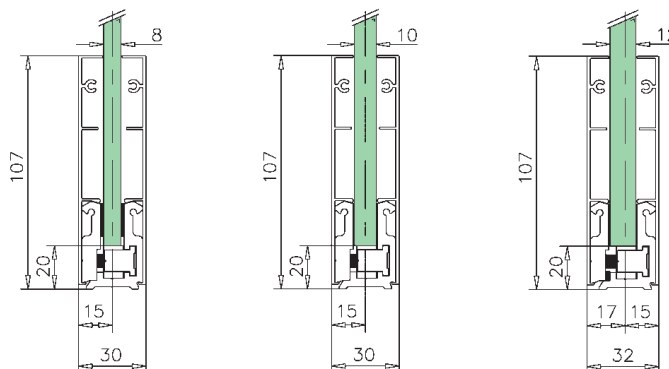
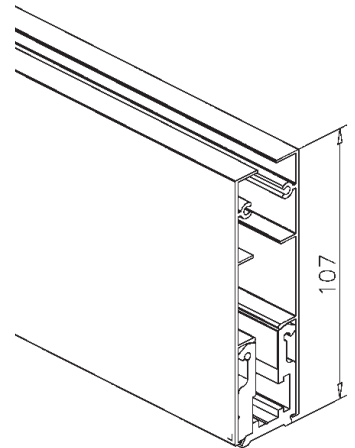
Glass plate profile, aluminium
 Glasplattenprofil, Aluminium
 Profil pour plaque de verre, aluminium
 Glasplaatprofiel, aluminium

Art.Nr.	glass	L
40.4208.500...	8 mm	5000 mm
40.4208.250...	8 mm	2500 mm
40.4208.000...	8 mm	cutted / zugeschnitten / coupé / gezaagd
40.4210.500...	10 mm	5000 mm
40.4210.250...	10 mm	2500 mm
40.4210.000...	10 mm	cutted / zugeschnitten / coupé / gezaagd
40.4212.500...	12 mm	5000 mm
40.4212.250...	12 mm	2500 mm
40.4212.000...	12 mm	cutted / zugeschnitten / coupé / gezaagd



Glass plate profile, aluminium
 Glasplattenprofil, Aluminium
 Profil pour plaque de verre, aluminium
 Glasplaatprofiel, aluminium

Art.Nr.	glass	L
40.4308.500...	8 mm	5000 mm
40.4308.250...	8 mm	2500 mm
40.4308.000...	8 mm	cutted / zugeschnitten / coupé / gezaagd
40.4310.500...	10 mm	5000 mm
40.4310.250...	10 mm	2500 mm
40.4310.000...	10 mm	cutted / zugeschnitten / coupé / gezaagd
40.4312.500...	12 mm	5000 mm
40.4312.250...	12 mm	2500 mm
40.4312.000...	12 mm	cutted / zugeschnitten / coupé / gezaagd

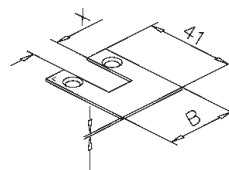


NEW

End caps (pair) / Endkappen (Paar) / Embouts (la paire) / Eindkappen (paar)

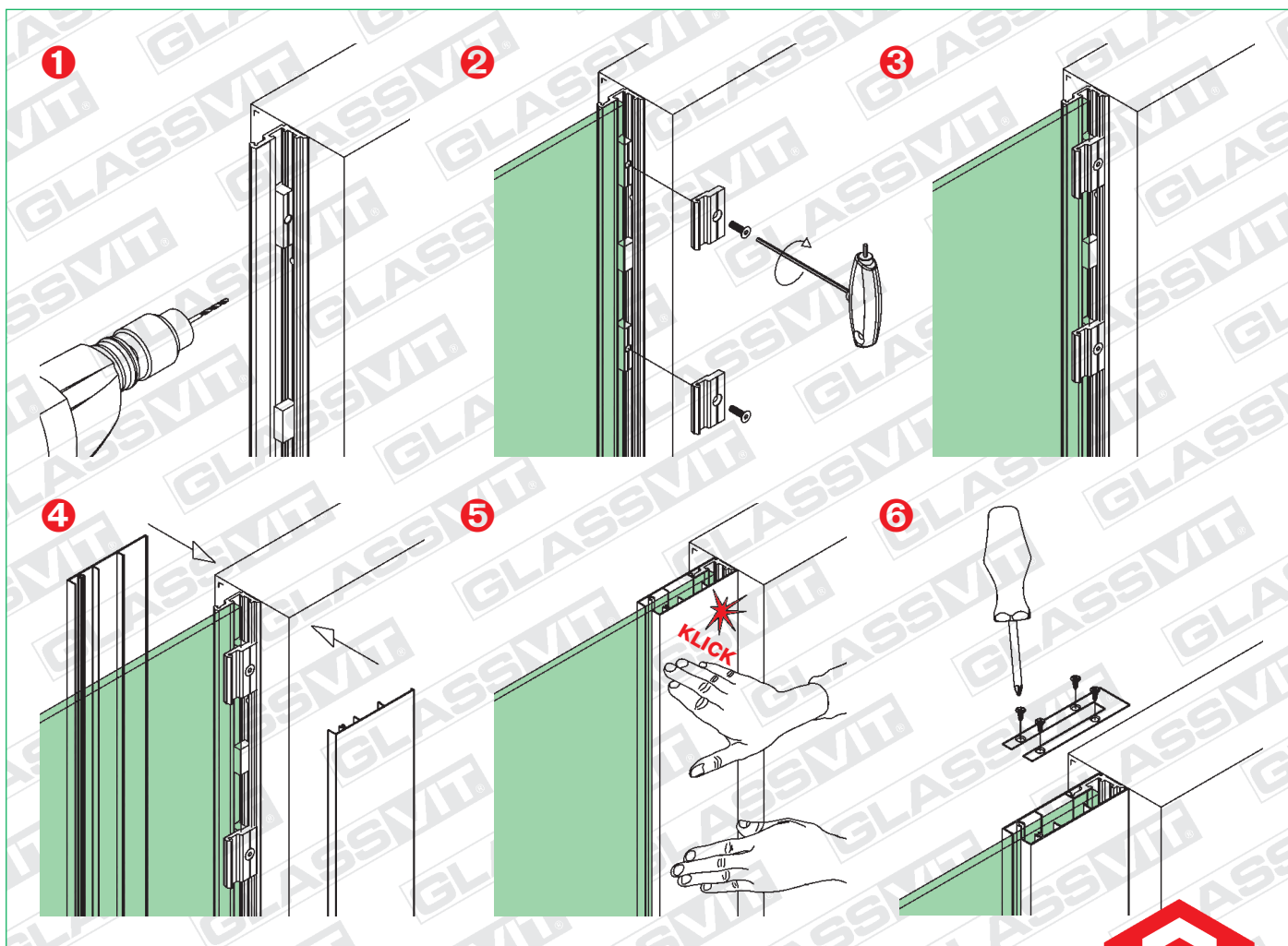
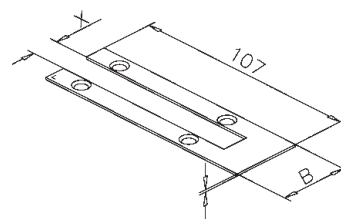
for Art.Nr. 40.42... (H 41 mm)

Art.Nr.	glass (X)	B
40.4200.010...	8 - 10 mm	30 mm
40.4200.012...	12 mm	32 mm



for Art.Nr. 40.43... (H 107 mm)

Art.Nr.	glass (X)	B
40.4300.010...	8 - 10 mm	30 mm
40.4300.012...	12 mm	32 mm



15



Finishes

Oberflächen
 Finitions
 Afwerkingen



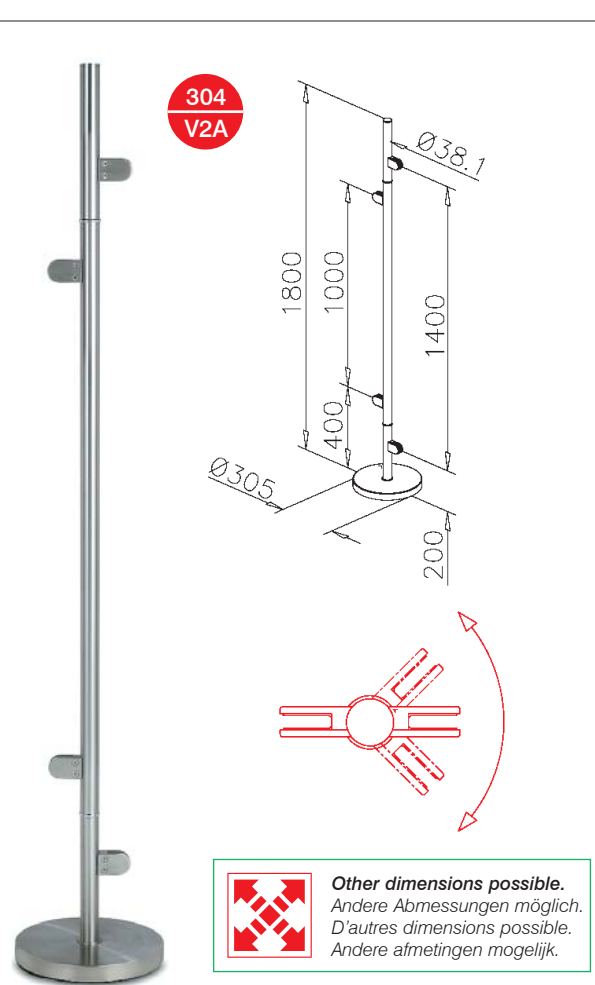
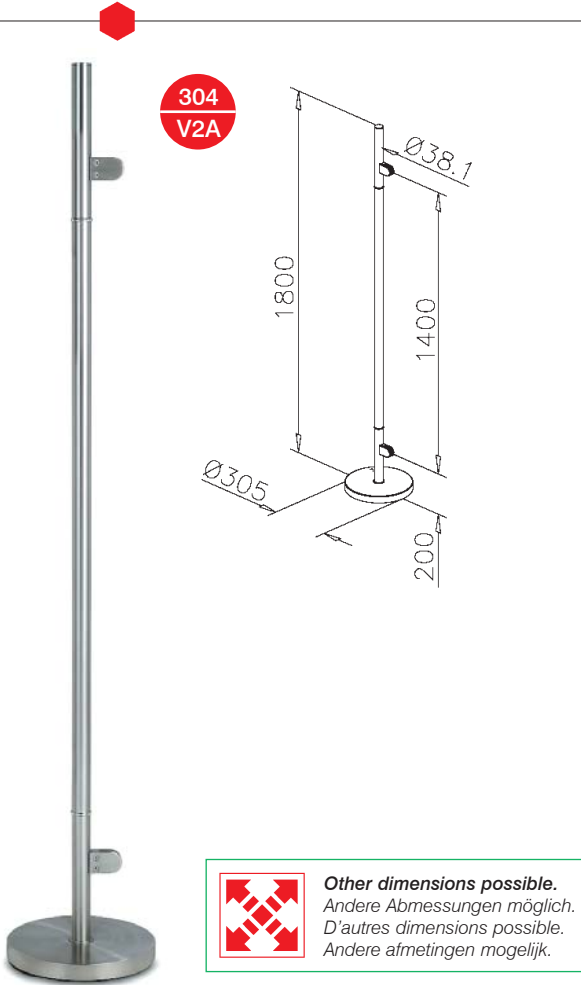
stainless steel effect
 Edeldstahleffekt
 aspect inox brossé
 RVS look

Art.Nr. ...19



silver matt anodized
 silber matt eloxiert
 anodisé argent mat
 zilver mat geanodiseerd

Art.Nr. ...46



Partition wall end post with 2 glass clamps, satin stainless steel
 Trennwand-Endpfosten mit 2 Glasklemmen, V2A gebürstet
 Poteau gauche ou droite pour séparation avec 2 pinces à verre, inox brossé
 Scheidingswand eind staander met 2 glasklemmen, RVS geborsteld

Art.Nr.	
44.2001.038.12	left / links / gauche / links
44.2003.038.12	right / rechts / droite / rechts

Partition wall centre post with 4 glass clamps, satin stainless steel
 Trennwand-Mittelpfosten mit 4 Glasklemmen, V2A gebürstet
 Poteau intermédiaire, variable, 4 pinces à verre, inox brossé
 Scheidingswand midden staander met 4 glasklemmen, RVS geborsteld

Art.Nr.
44.2002.038.12

15





Glass door systems
Glastür-Systeme
Systèmes pour portes en verre
Glasdeursystemen





Hinges / Scharniere
Charnières / Scharnieren

Page / Seite / Page / Pagina

380

Pivots / Drehgelenke
Pivots / Draaischoenen

Page / Seite / Page / Pagina

392

Sliding door components / Schiebetürbeschläge
Systèmes pour portes coulissante / Schuifdeur componenten

Page / Seite / Page / Pagina

400

Door locks / Schlosskästen
Serrures / Slotkasten

Page / Seite / Page / Pagina

406

Door handles / Türgriffe
Poignées de porte / Deurgrepen

Page / Seite / Page / Pagina

412**16**

Seals / Dichtungen
Joints / Afdichtingen

Page / Seite / Page / Pagina

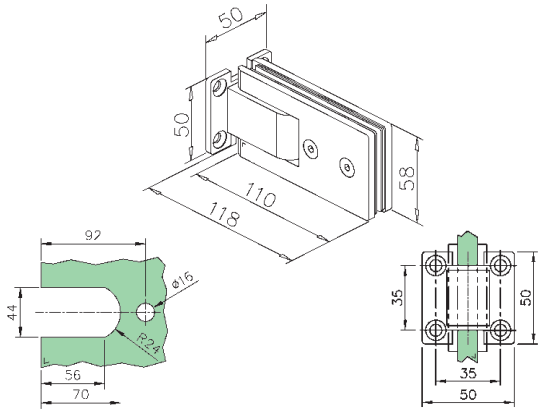
418

**304
V2A**



Glass door hinge 90°, glass/wall, stainless steel
 Glastür-Scharnier 90°, Glas/Wand, V2A
 Charnière pour porte en verre 90°, verre/mur, inox
 Glasdeurscharnier 90°, glas/wand, RVS

Art.Nr.	glass / Glas / verre / glas
41.0101.090...	8 - 12 mm

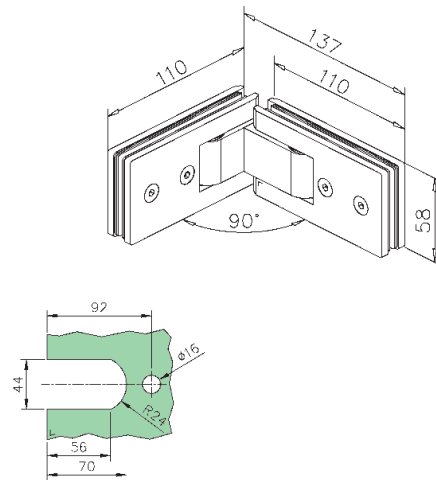


**304
V2A**



Glass door hinge 90°, glass/glass, stainless steel
 Glastür-Scharnier 90°, Glas/Glas, V2A
 Charnière pour porte en verre 90°, verre/verre, inox
 Glasdeurscharnier 90°, glas/glas, RVS

Art.Nr.	glass / Glas / verre / glas
41.0102.090...	8 - 12 mm



Finishes / Oberflächen
Finitions / Afwerkingen



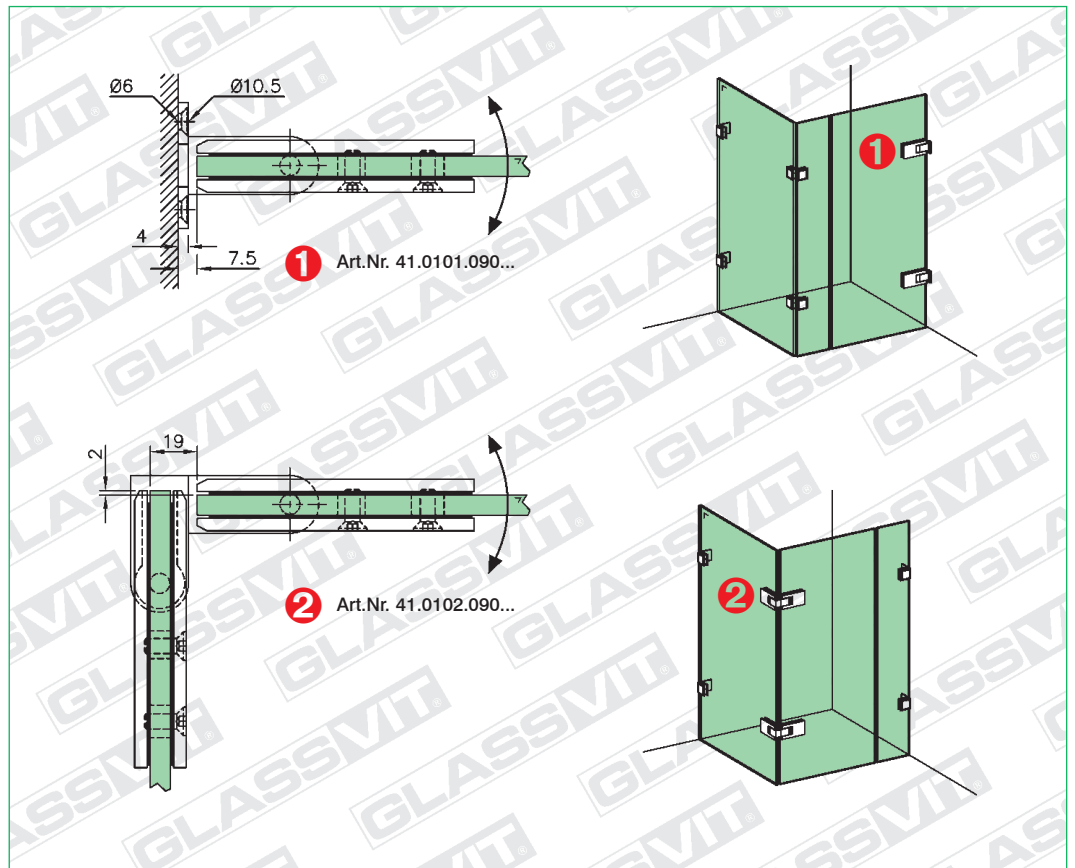
polished stainless steel
 Edelstahl poliert
 Inox poli
 RVS gepolijst

Art.Nr. ...10



satin stainless steel
 Edelstahl gebürstet
 Inox brossé
 RVS geborsteld

Art.Nr. ...12

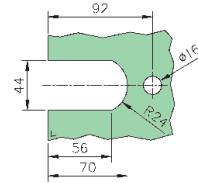
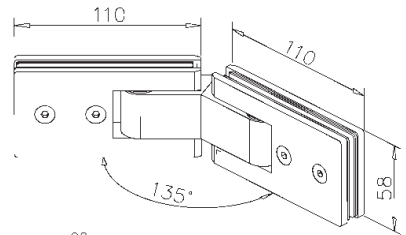




304
V2A

Glass door hinge 135°, glass/glass, stainless steel
Glastür-Scharnier 135°, Glas/Glas, V2A
Charnière pour porte en verre 135°, verre/verre, inox
Glasdeurscharnier 135°, glas/glas, RVS

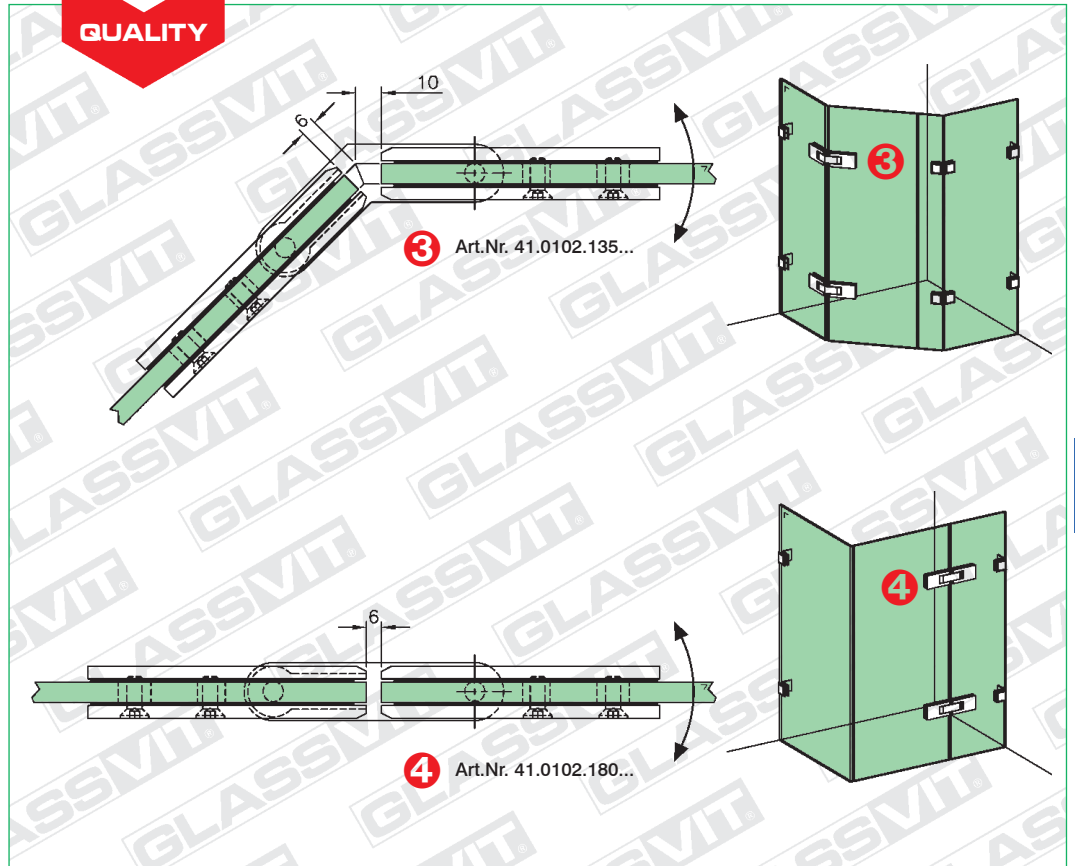
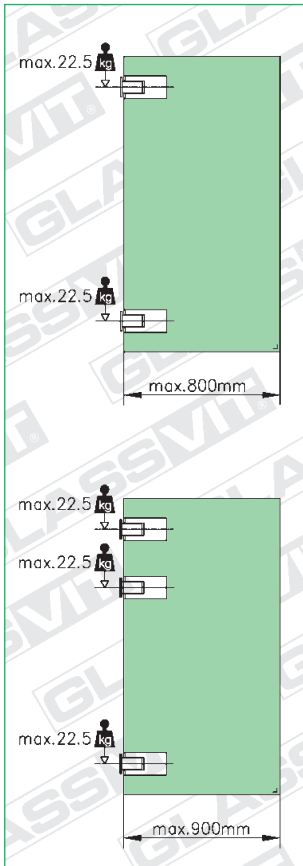
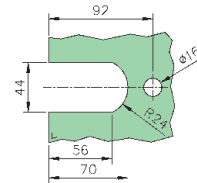
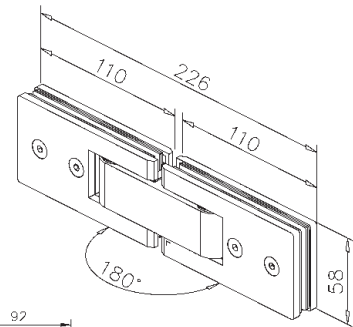
Art.Nr.	glass / Glas / verre / glas
41.0102.135...	8 - 12 mm



304
V2A

Glass door hinge 180°, glass/glass, stainless steel
Glastür-Scharnier 180°, Glas/Glas, V2A
Charnière pour porte en verre 180°, verre/verre, inox
Glasdeurscharnier 180°, glas/glas, RVS

Art.Nr.	glass / Glas / verre / glas
41.0102.180...	8 - 12 mm

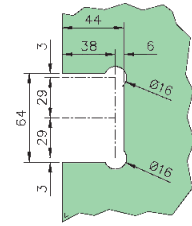
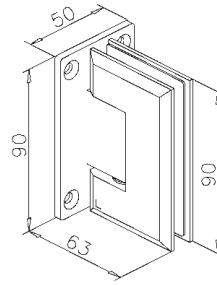




**304
V2A**

Glass door hinge 90°, glass/wall, stainless steel
 Glastür-Scharnier 90°, Glas/Wand, V2A
 Charnière pour porte en verre 90°, verre/mur, inox
 Glasdeurscharnier 90°, glas/wand, RVS

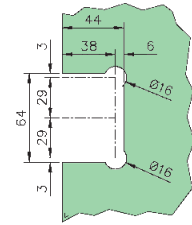
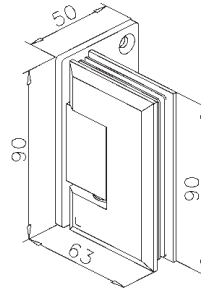
Art.Nr.	glass / Glas / verre / glas
41.3012.090...	8 - 12 mm
	



**304
V2A**

Glass door hinge 90°, glass/wall, stainless steel
 Glastür-Scharnier 90°, Glas/Wand, V2A
 Charnière pour porte en verre 90°, verre/mur, inox
 Glasdeurscharnier 90°, glas/wand, RVS

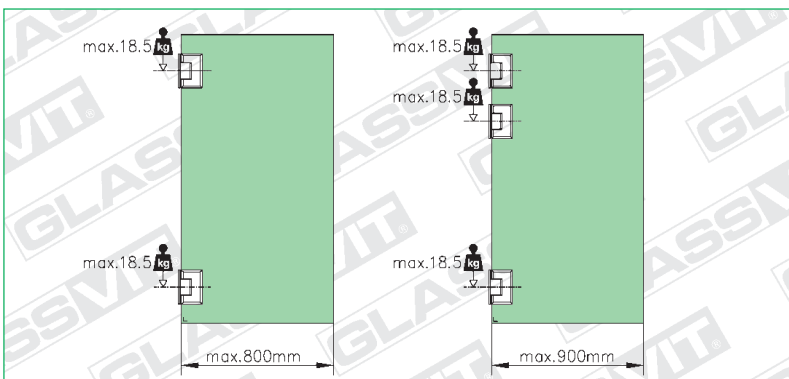
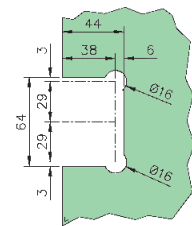
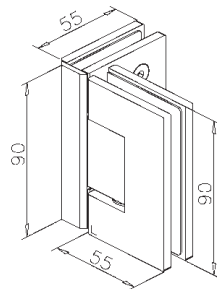
Art.Nr.	glass / Glas / verre / glas
41.3112.090...	8 - 12 mm
	



**304
V2A**

Glass door hinge 90°, glass/glass, stainless steel
 Glastür-Scharnier 90°, Glas/Glas, V2A
 Charnière pour porte en verre 90°, verre/verre, inox
 Glasdeurscharnier 90°, glas/glas, RVS

Art.Nr.	glass / Glas / verre / glas
41.3212.090...	8 - 12 mm
	



wall fixations see page 366

Wandbefestigungen siehe Seite 366

fixation murale voir page 366

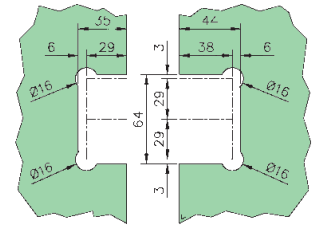
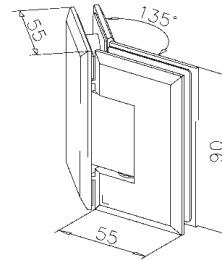
wandbevestigingen zie pagina 366



**304
V2A**

Glass door hinge 135°, glass/glass, stainless steel
 Glastür-Scharnier 135°, Glas/Glas, V2A
 Charnière pour porte en verre 135°, verre/verre, inox
 Glasdeurscharnier 135°, glas/glas, RVS

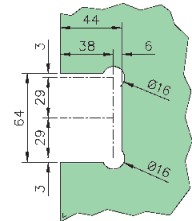
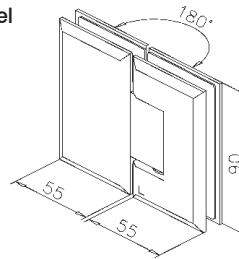
Art.Nr.	glass / Glas / verre / glas
41.3212.135...	8 - 12 mm



**304
V2A**

Glass door hinge 180°, glass/glass, stainless steel
 Glastür-Scharnier 180°, Glas/Glas, V2A
 Charnière pour porte en verre 180°, verre/verre, inox
 Glasdeurscharnier 180°, glas/glas, RVS

Art.Nr.	glass / Glas / verre / glas
41.3212.180...	8 - 12 mm



Finishes / Oberflächen
 Finitions / Afwerkingen



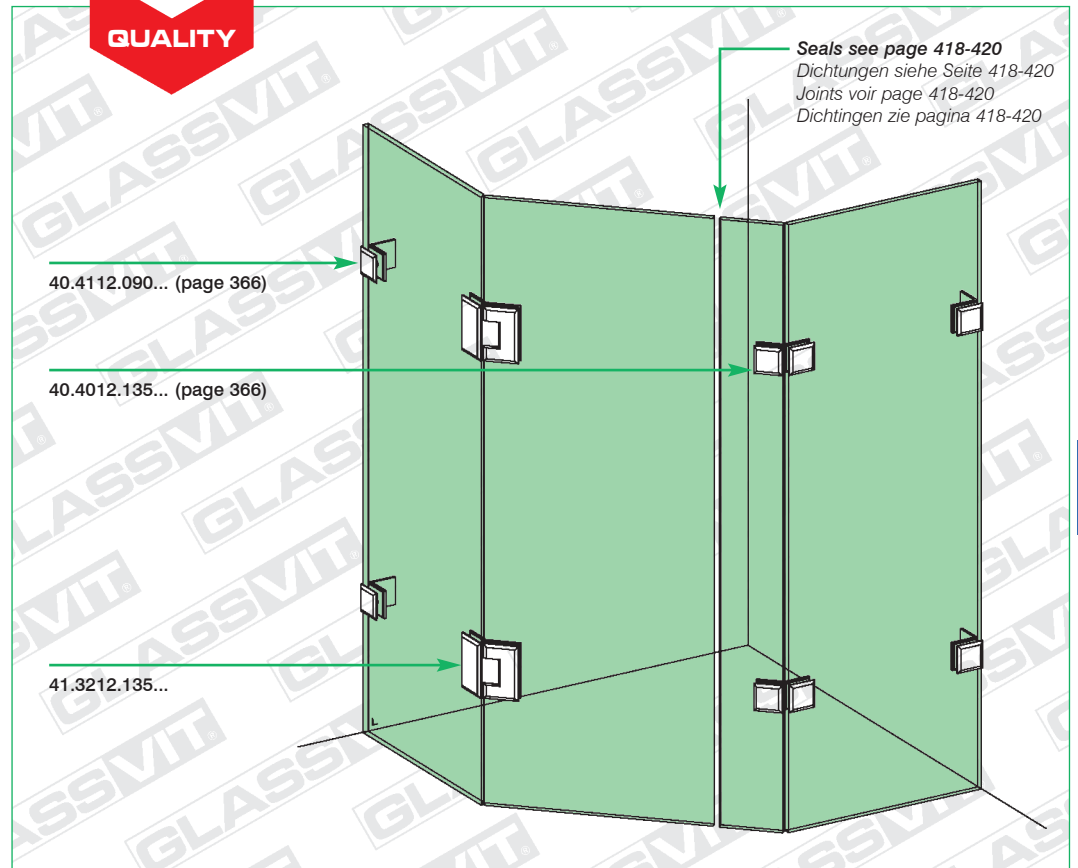
polished stainless steel
 Edelstahl poliert
 Inox poli
 RVS gepolijst

Art.Nr. ...10



satin stainless steel
 Edelstahl gebürstet
 Inox brossé
 RVS geborsteld

Art.Nr. ...12



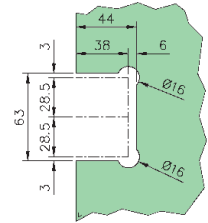
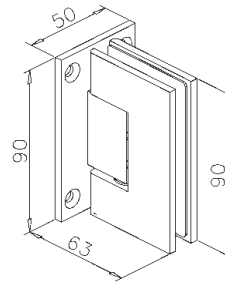
NEW

adjustable



Glass door hinge 90°, glass/wall, adjustable, brass
 Glastür-Scharnier 90°, Glas/Wand, justierbar, Messing
 Charnière pour porte en verre 90°, verre/mur, ajustable, laiton
 Glasdeurscharnier 90°, glas/wand, verstelbaar, Messing

Art.Nr.	glass / Glas / verre / glas
41.4012.090...	8 - 10 mm
	

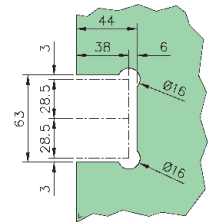
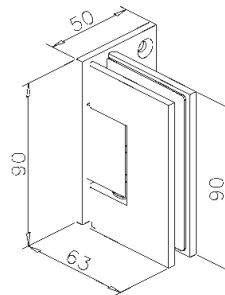


adjustable



Glass door hinge 90°, glass/wall, adjustable, brass
 Glastür-Scharnier 90°, Glas/Wand, justierbar, Messing
 Charnière pour porte en verre 90°, verre/mur, ajustable, laiton
 Glasdeurscharnier 90°, glas/wand, verstelbaar, Messing

Art.Nr.	glass / Glas / verre / glas
41.4112.090...	8 - 10 mm
	

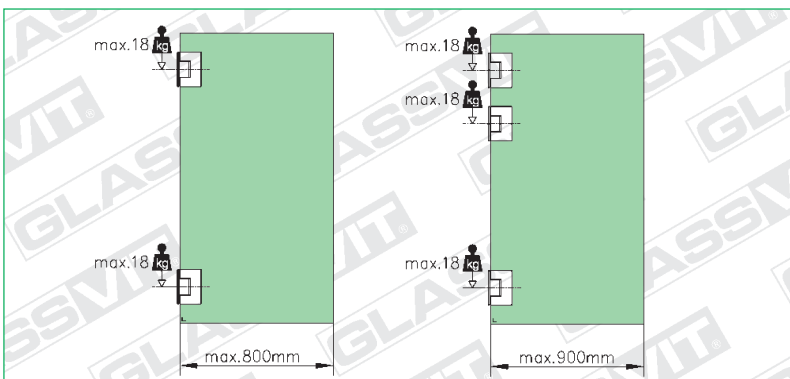
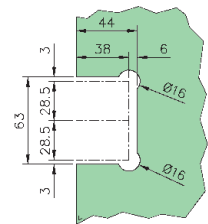
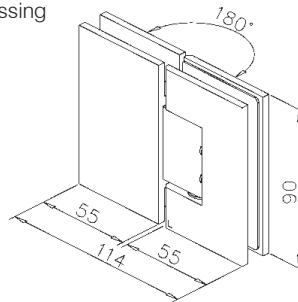


adjustable



Glass door hinge 180°, glass/glass, adjustable, brass
 Glastür-Scharnier 180°, Glas/Glas, justierbar, Messing
 Charnière pour porte en verre 180°, verre/verre, ajustable, laiton
 Glasdeurscharnier 180°, glas/glas, verstelbaar, Messing

Art.Nr.	glass / Glas / verre / glas
41.4212.180...	8 - 10 mm
	



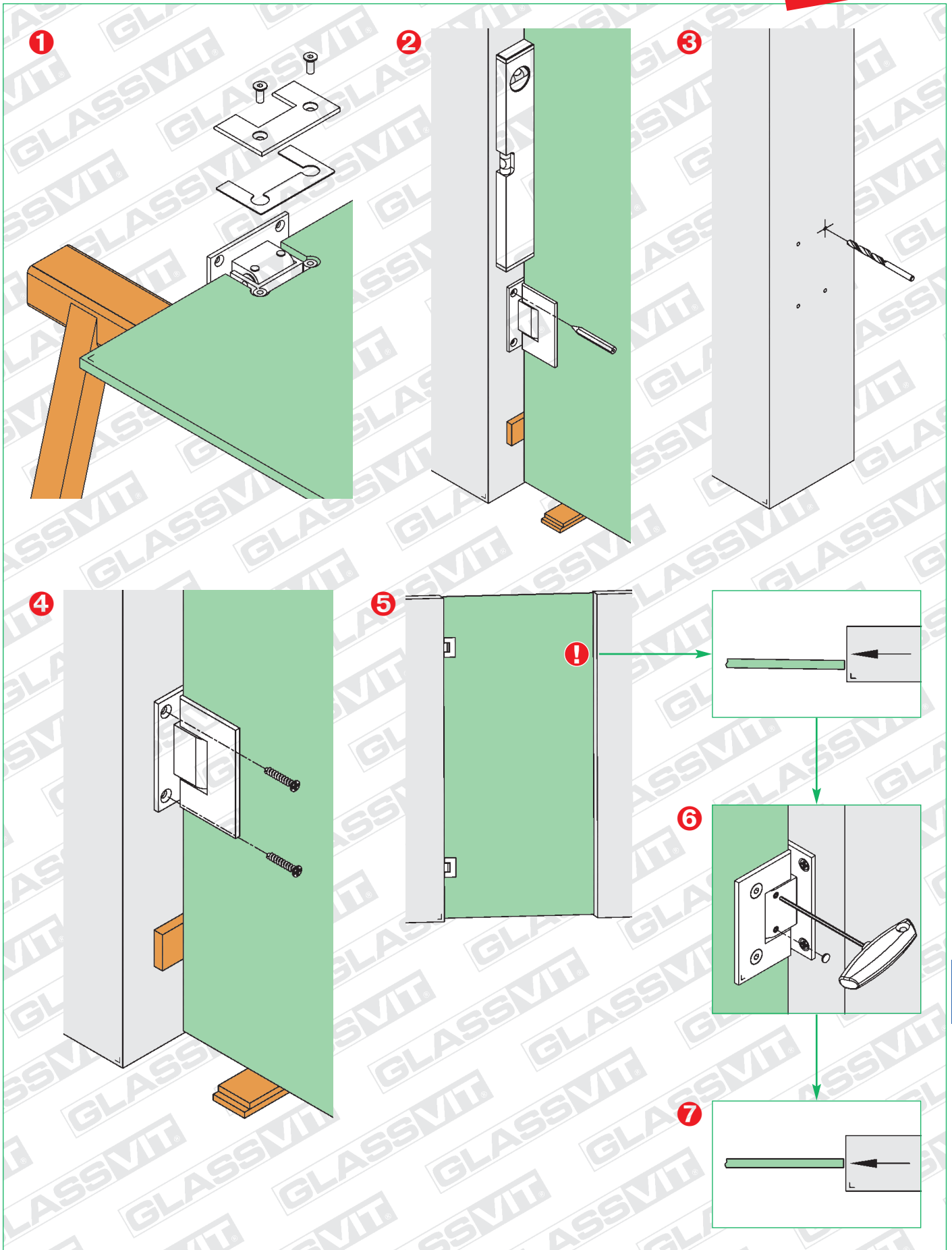


stainless steel effect
 Edelstahleffekt
 aspect inox brossé
 RVS look
Art.Nr. ...20



chrome effect polished
 Chromeffekt poliert
 aspect chromé brillant
 Chromlook gepolijst
Art.Nr. ...23

NEW

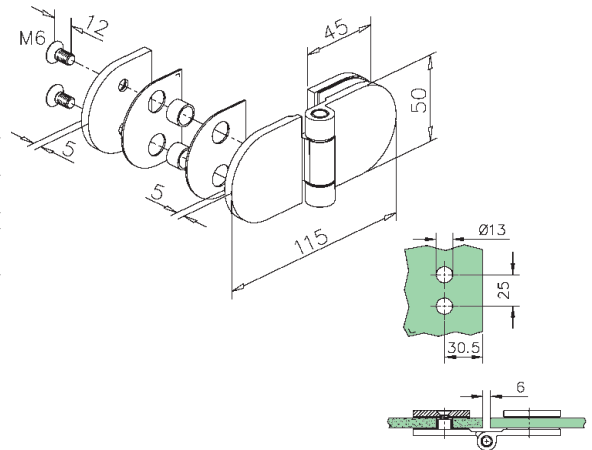




**304
V2A**

Glass door hinge, glass/glass, stainless steel
 Glastür-Scharnier, Glas/Glas, V2A
 Charnière pour porte en verre, verre/verre, inox
 Glasdeurscharnier, glas/glas, RVS

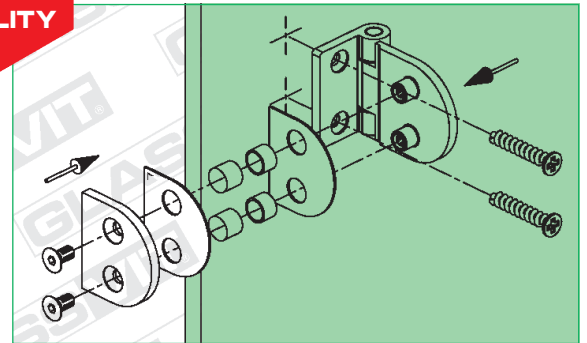
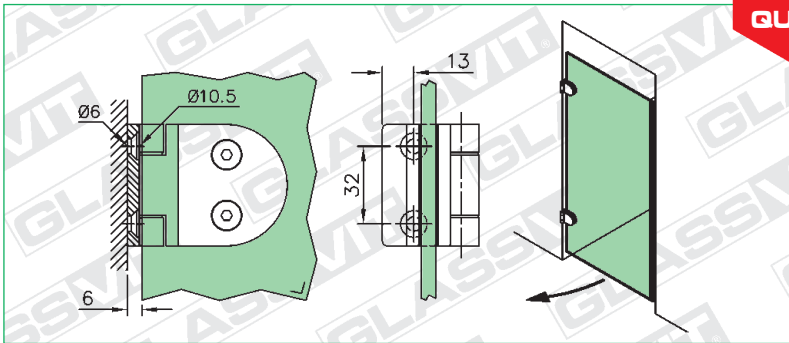
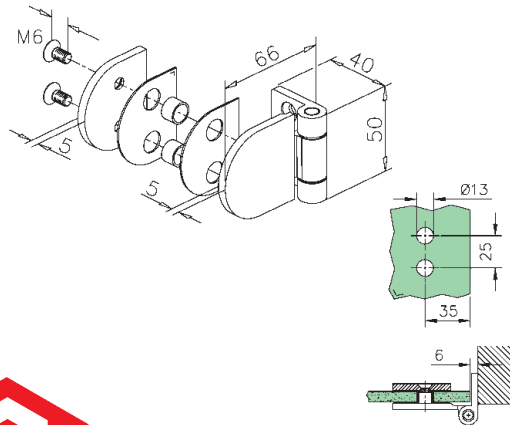
Art.Nr.	glass / Glas / verre / glas
41.0201.000...	6 - 10 mm



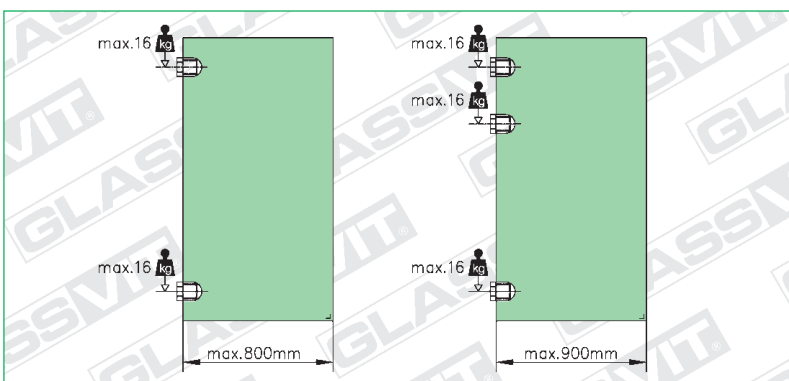
**304
V2A**

Glass door hinge, glass/wall, stainless steel
 Glastür-Scharnier, Glas/Wand, V2A
 Charnière pour porte en verre, verre/mur, inox
 Glasdeurscharnier, glas/wand, RVS

Art.Nr.	glass / Glas / verre / glas
41.0202.000...	6 - 10 mm



16



wall fixations see page 368

Wandbefestigungen siehe Seite 368

fixation murale voir page 368

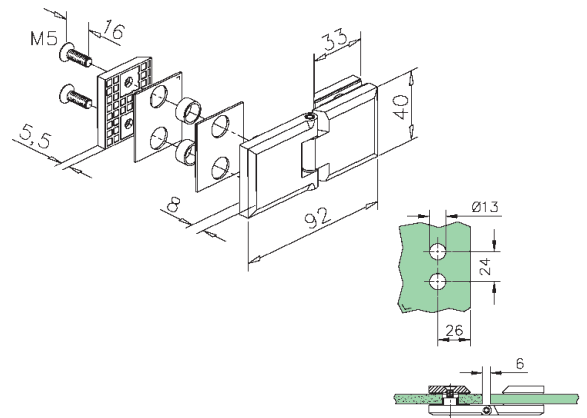
wandbevestigingen zie pagina 368



304
V2A

Glass door hinge, glass/glass, stainless steel
 Glastür-Scharnier, Glas/Glas, V2A
 Charnière pour porte en verre, verre/verre, inox
 Glasdeurscharnier, glas/glas, RVS

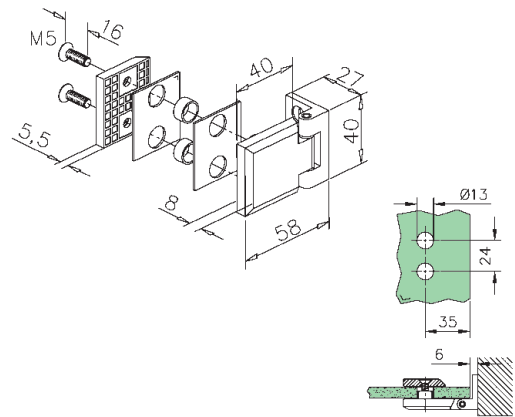
Art.Nr.	glass / Glas / verre / glas
41.0301.000...	6 - 10 mm



304
V2A

Glass door hinge, glass/wall, stainless steel
 Glastür-Scharnier, Glas/Wand, V2A
 Charnière pour porte en verre, verre/mur, inox
 Glasdeurscharnier, glas/wand, RVS

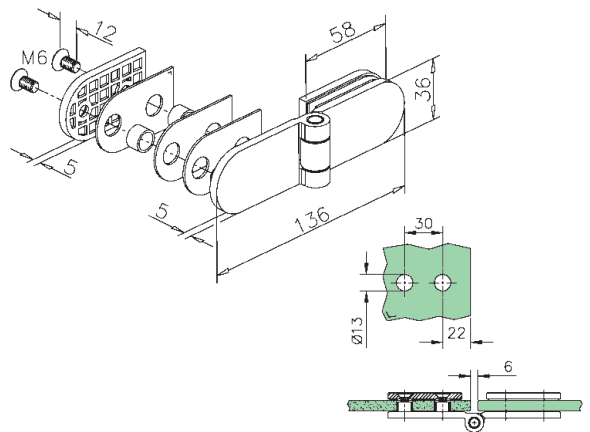
Art.Nr.	glass / Glas / verre / glas
41.0302.000...	6 - 10 mm



304
V2A

Glass door hinge, glass/glass, stainless steel
 Glastür-Scharnier, Glas/Glas, V2A
 Charnière pour porte en verre, verre/verre, inox
 Glasdeurscharnier, glas/glas, RVS

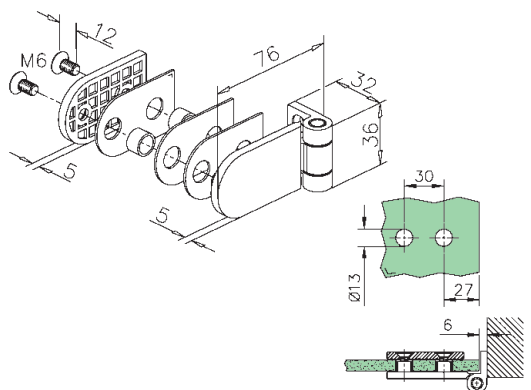
Art.Nr.	glass / Glas / verre / glas
41.0401.000...	6 - 10 mm



304
V2A

Glass door hinge, glass/wall, stainless steel
 Glastür-Scharnier, Glas/Wand, V2A
 Charnière pour porte en verre, verre/mur, inox
 Glasdeurscharnier, glas/wand, RVS

Art.Nr.	glass / Glas / verre / glas
41.0402.000...	6 - 10 mm

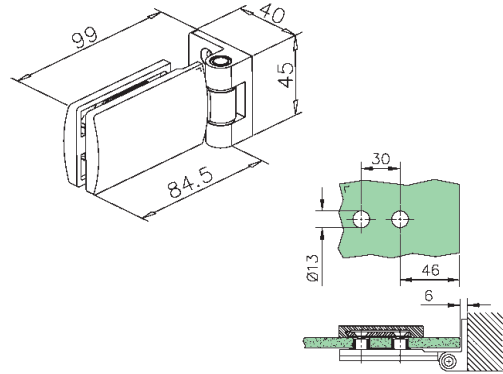




304
V2A

Glass door hinge 90°, glass/wall, stainless steel
Glastür-Scharnier 90°, Glas/Wand, V2A
Charnière pivotante 90° - plat/verre, inox
Glasdeurscharnier 90°, glas/wand, RVS

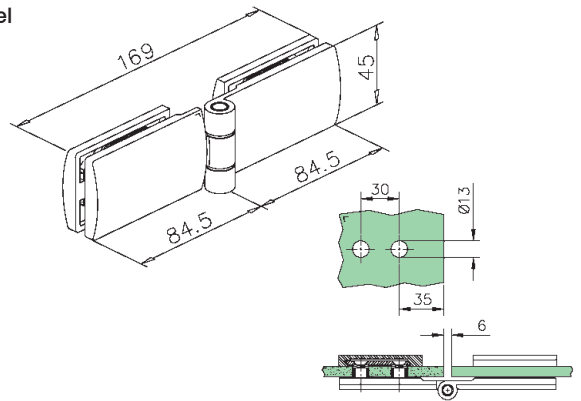
Art.Nr.	glass / Glas / verre / glas
41.0501.090...	6 - 10 mm
...10	...12



304
V2A

Glass door hinge 180°, glass/glass, stainless steel
Glastür-Scharnier 180°, Glas/Glas, V2A
Charnière pivotante 180° - verre/verre, inox
Glasdeurscharnier 180°, glas/glas, RVS

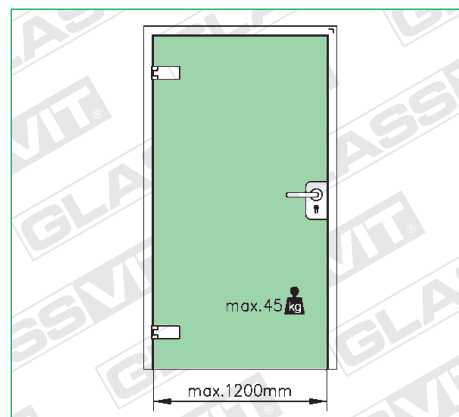
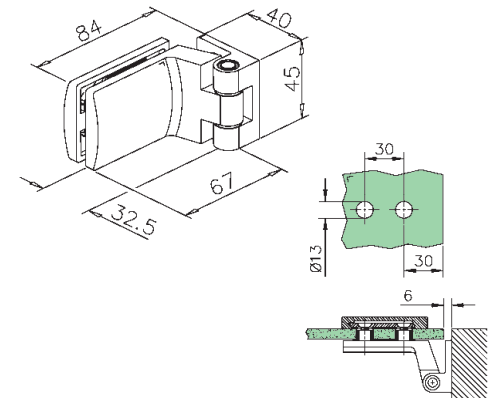
Art.Nr.	glass / Glas / verre / glas
41.0502.180...	6 - 10 mm
...10	...12



304
V2A

Glass door hinge 90°, glass/wall, stainless steel
Glastür-Scharnier 90°, Glas/Wand, V2A
Charnière déportée pivotante 90° - plat/verre, inox
Glasdeurscharnier 90°, glas/wand, RVS

Art.Nr.	glass / Glas / verre / glas
41.0503.090...	6 - 10 mm
...10	...12



Finishes / Oberflächen / Finitions / Afwerkingen



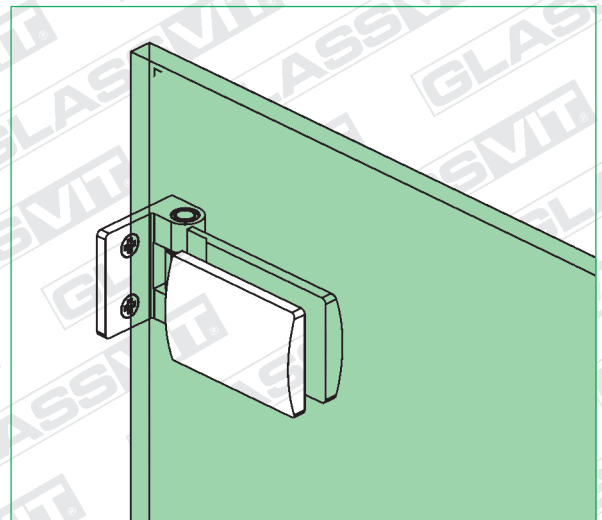
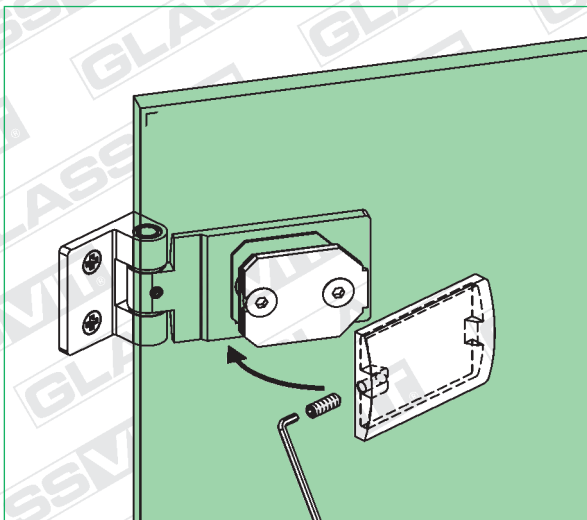
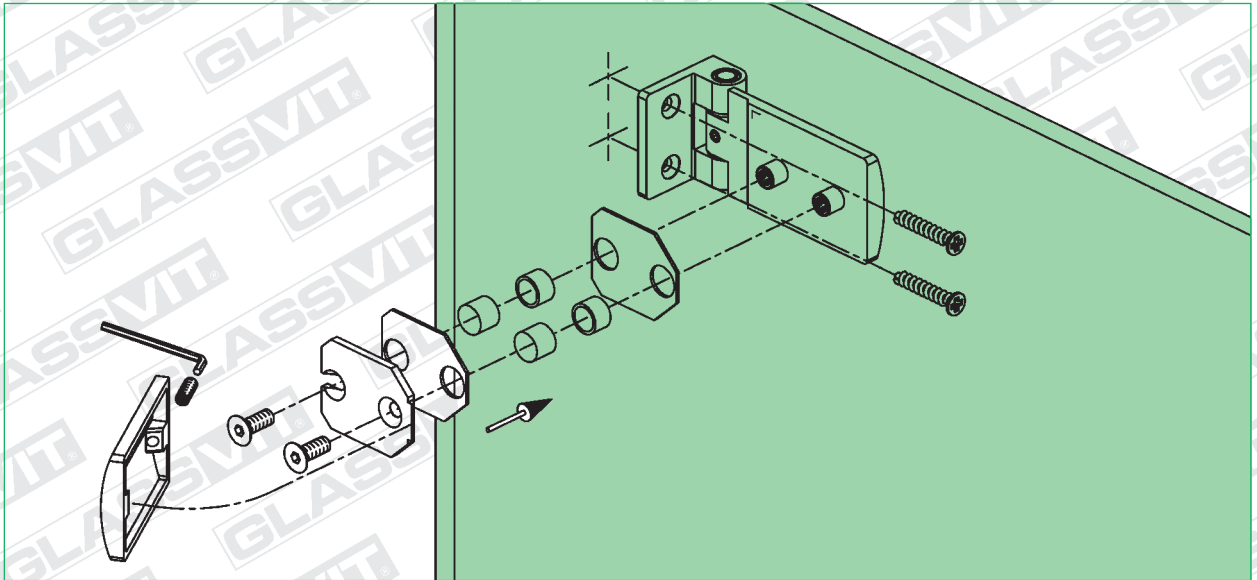
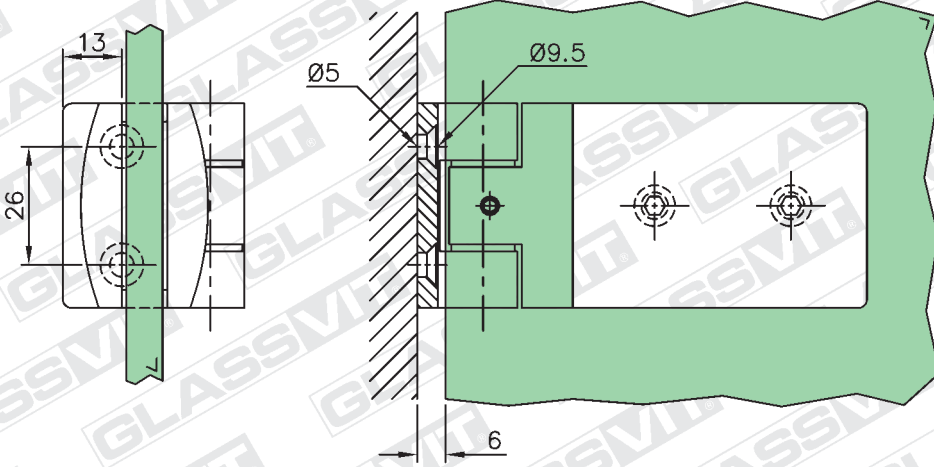
polished stainless steel
Edelstahl poliert
Inox poli
RVS gepolijst

Art.Nr. ...10



satin stainless steel
Edelstahl gebürstet
Inox geborst
RVS geborsteld

Art.Nr. ...12



NEW




Glass door hinge, zintec/aluminium
 Glastür-Scharnier, Zinkdruckguss/Aluminium
 Paumelle sur fiche, zamak/aluminium
 Glasdeurscharnier, zamack/aluminium

Art.Nr.	glass / Glas / verre / glas
45.2250.000...	8 - 10 mm



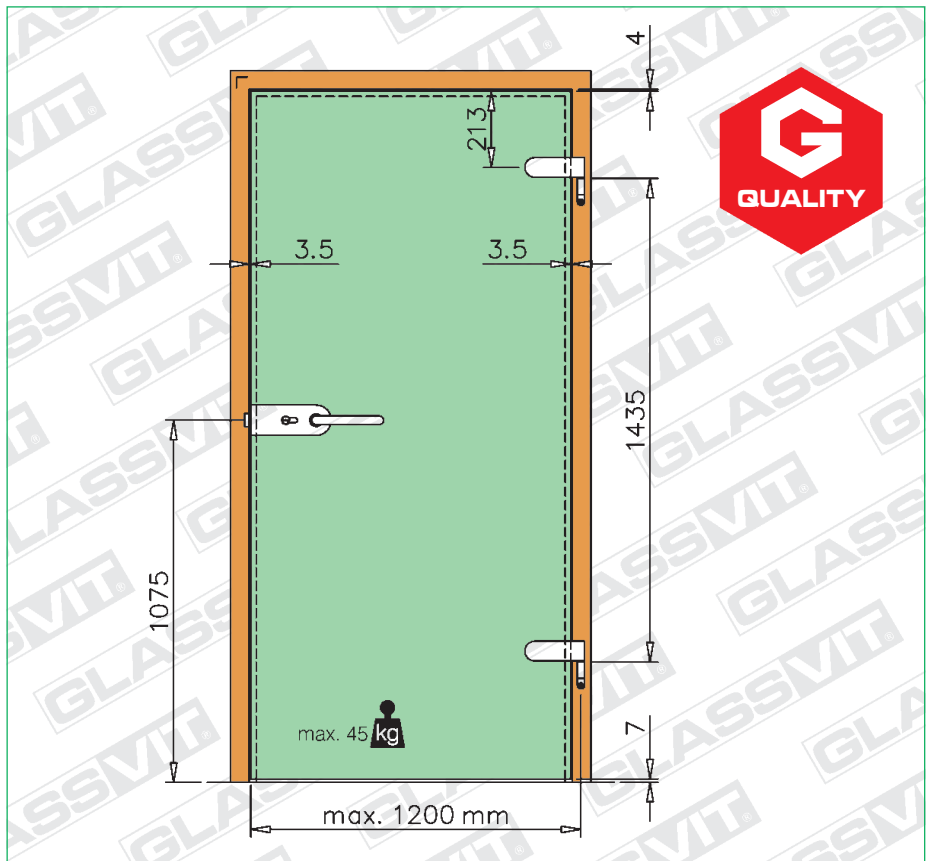
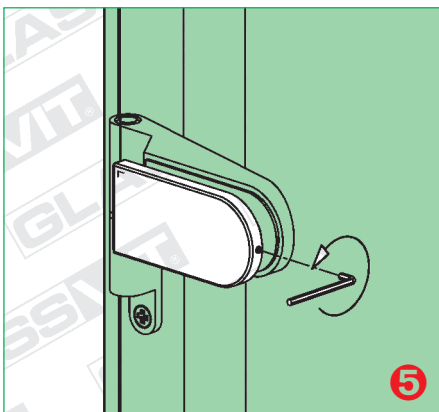
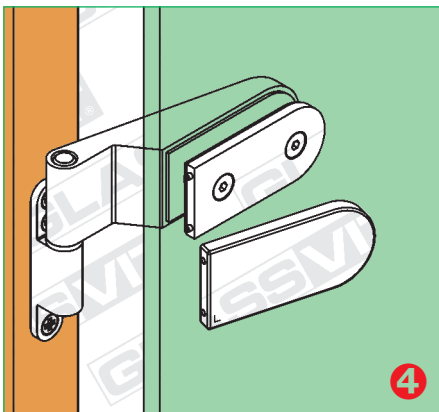
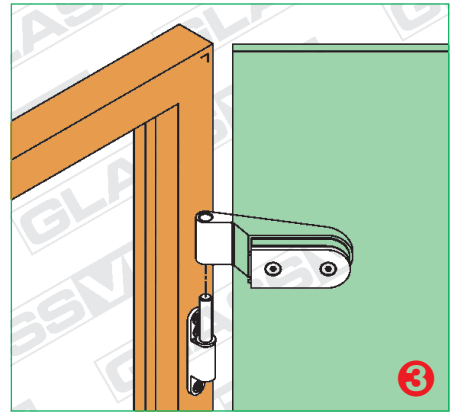
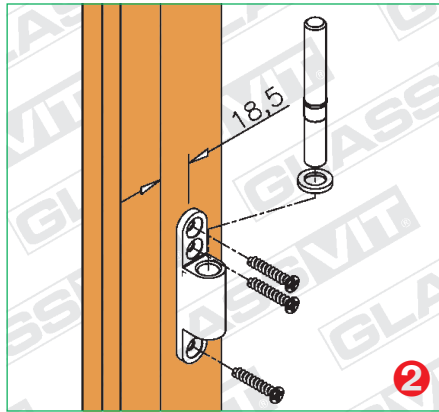
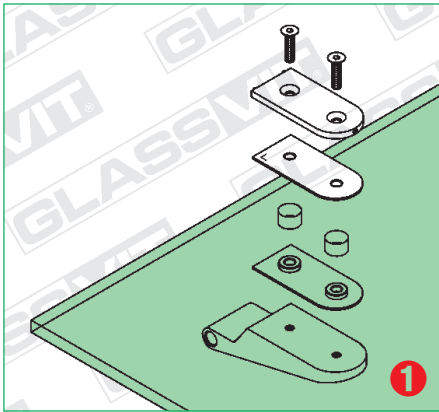
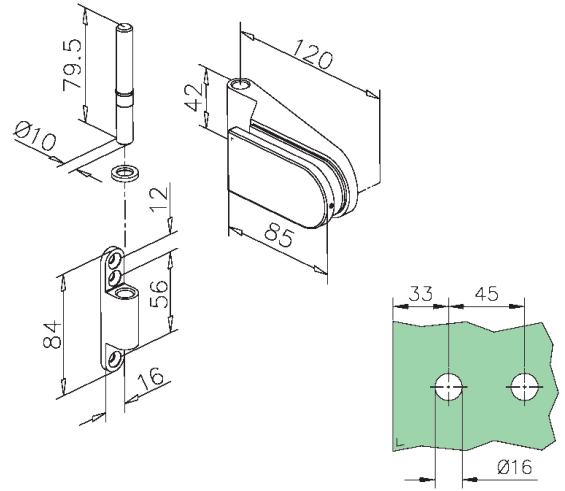
stainless steel effect
 Edelstahleffekt
 aspect inox brossé
 RVS look

Art.Nr. ...20



chrome effect polished
 Chromeffekt poliert
 aspect chromé brillant
 Chrom look gepolijst

Art.Nr. ...23



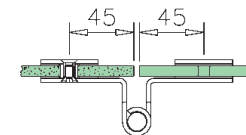
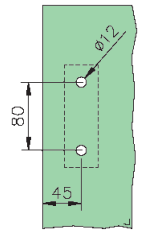
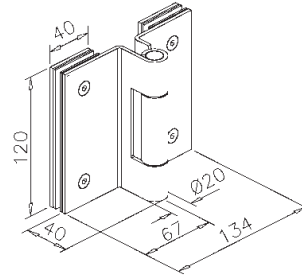
16



**304
V2A**

Glass door hinge, glass/glass, satin stainless steel
 Glastür-Scharnier Glas/Glas, V2A gebürstet
 Charnière verre/verre, inox brossé
 Glasdeurscharnier glas/glas, RVS geborsteld

Art.Nr.	glass / Glas / verre / glas
45.2701.000.12	10 - 12 mm

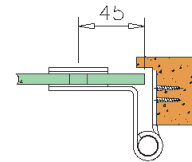
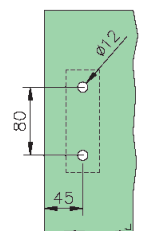
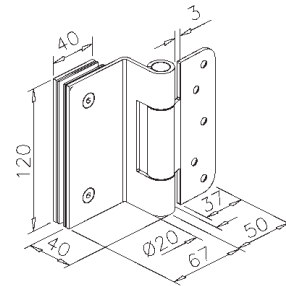


max. 50 kg

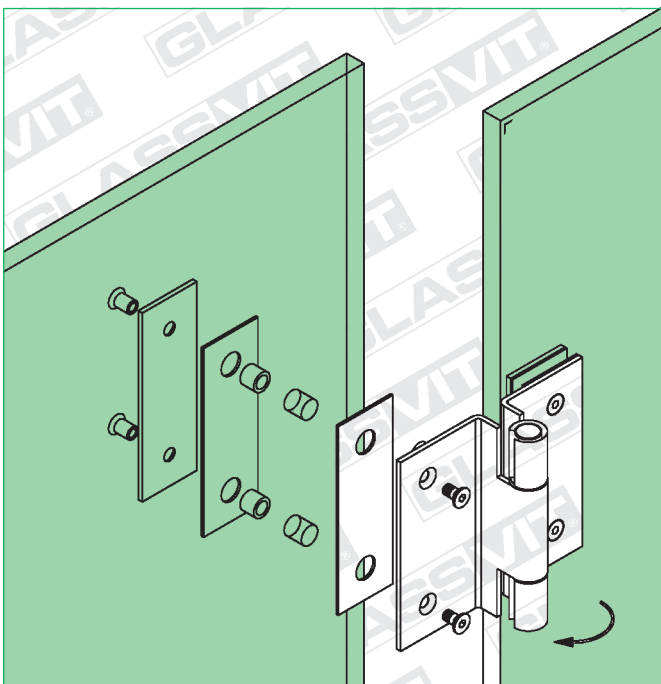
**304
V2A**

Glass door hinge, glass/wood, satin stainless steel
 Glastür-Scharnier Glas/Holz, V2A gebürstet
 Charnière bois/verre, inox brossé
 Glasdeurscharnier glas/hout, RVS geborsteld

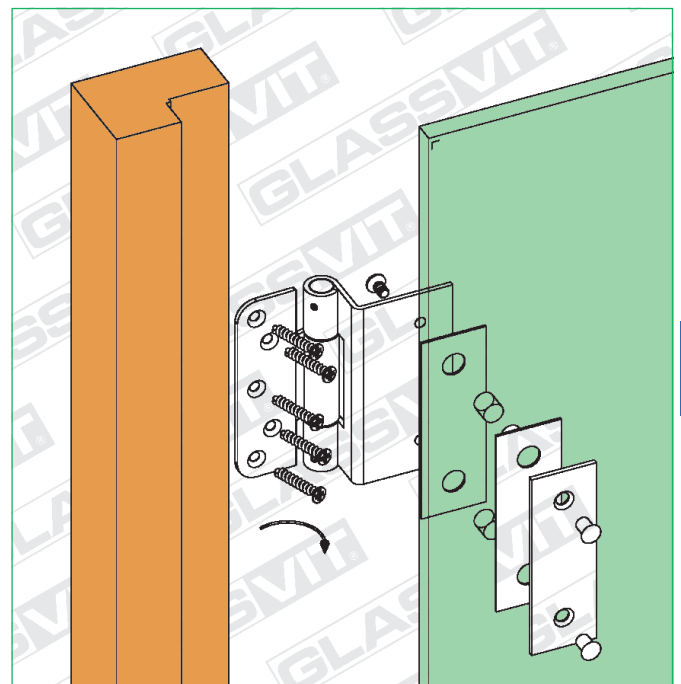
Art.Nr.	glass / Glas / verre / glas
45.2702.000.12	10 - 12 mm



max. 50 kg



45.2701.000.12



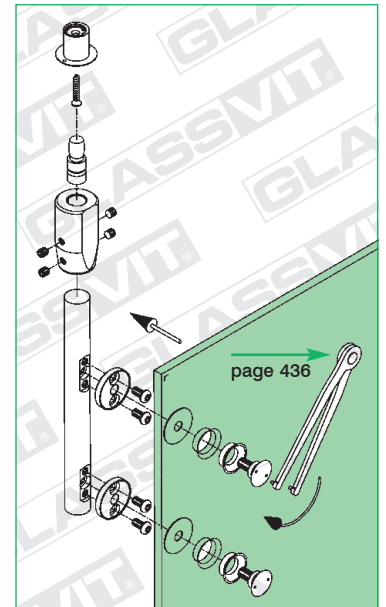
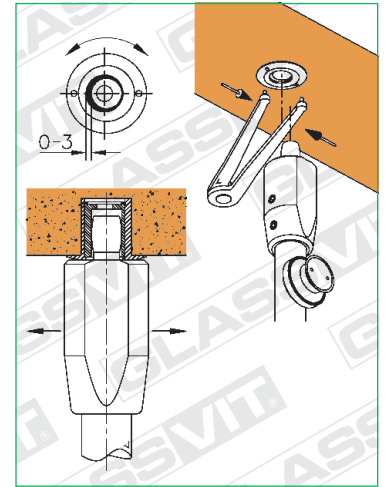
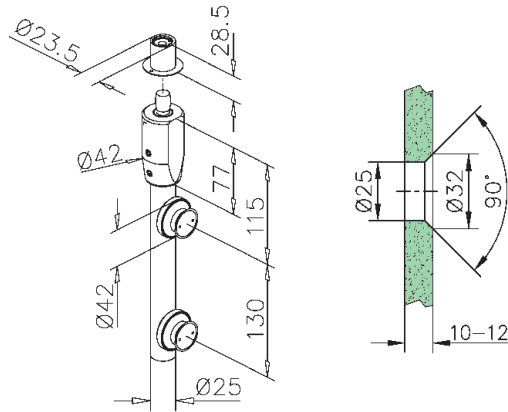
45.2702.000.12



304
V2A

Ceiling pivot bar for glass door, satin stainless steel
 Glastür-Drehgelenk für Deckenmontage, V2A gebürstet
 Pivot supérieur, inox brossé
 Glasdeur bovendraaischoen, RVS geborsteld

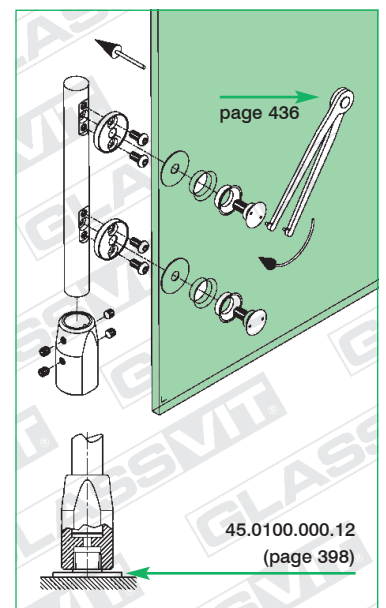
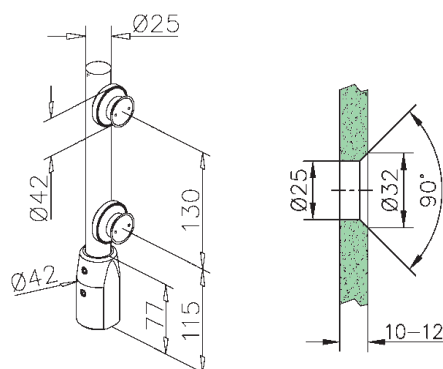
Art.Nr.	glass / Glas / verre / glas
45.0150.000.12	10 - 12 mm



304
V2A

Floor pivot bar for glass door, satin stainless steel
 Glastür-Drehgelenk für Bodenmontage, V2A gebürstet
 Pivot inférieur avec crapaudine, inox brossé
 Glasdeur onderdraaischoen, RVS geborsteld

Art.Nr.	glass / Glas / verre / glas
45.0152.000.12	10 - 12 mm





304
V2A

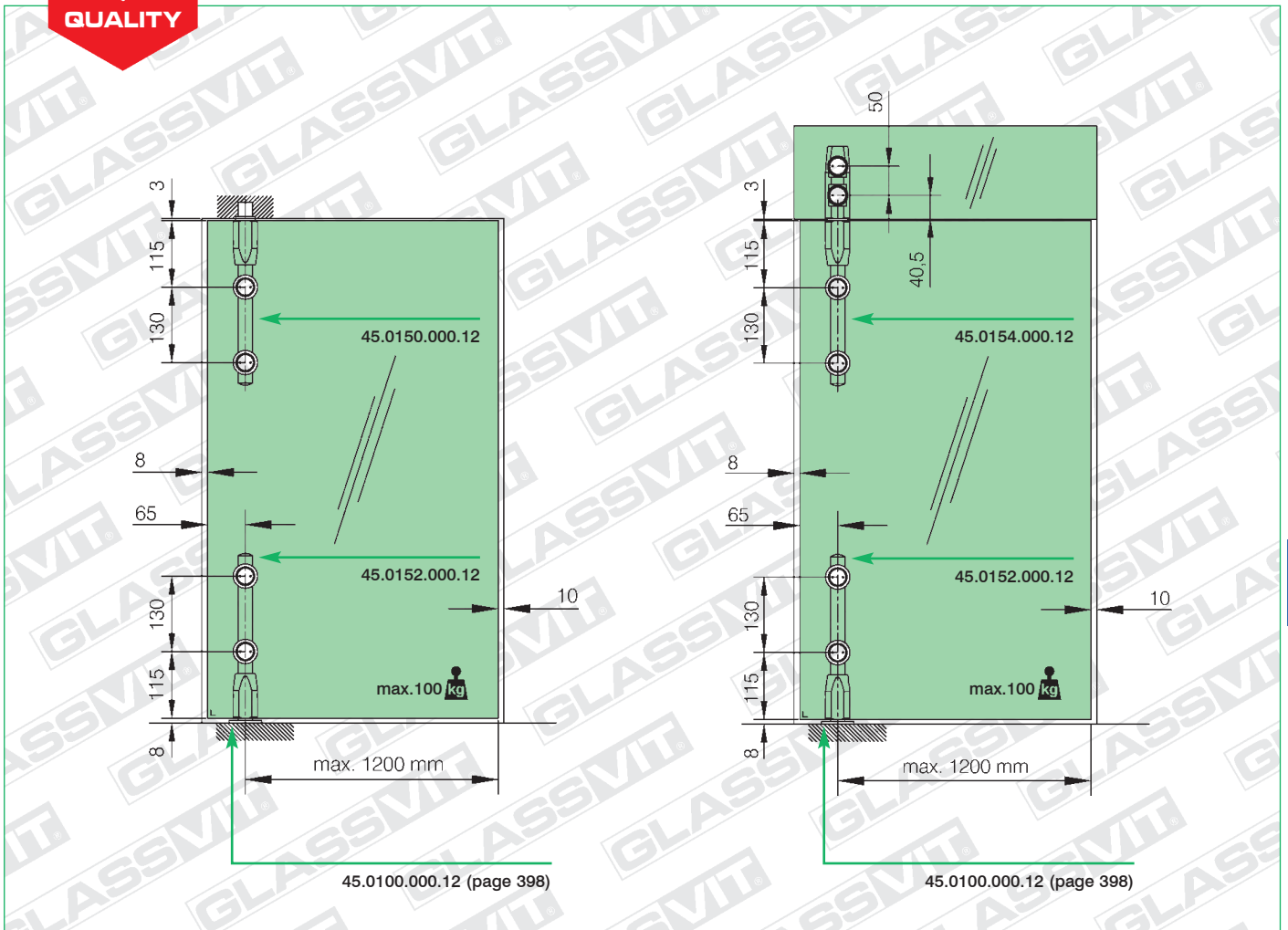
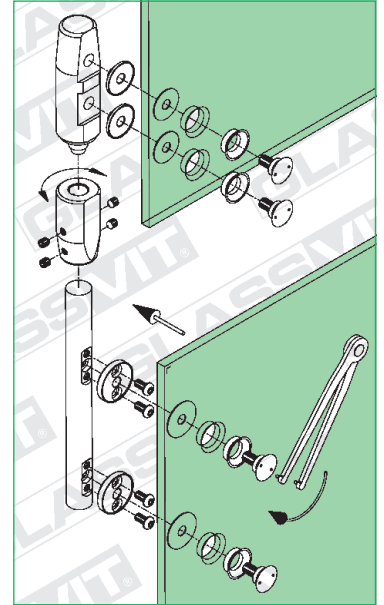
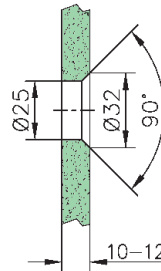
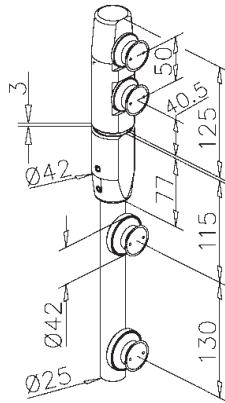
Transom pivot bar for glass door, glass/glass, satin stainless steel

Glastür-Drehgelenk, Querverbindung Glas/Glas, V2A gebürstet

Pivot supérieur, fixation verre, inox brossé

Glasdeur bovendraaischoen met bovenpaneelbevestiging, RVS geborsteld

Art.Nr.	glass / Glas / verre / glas
45.0154.000.12	10 - 12 mm



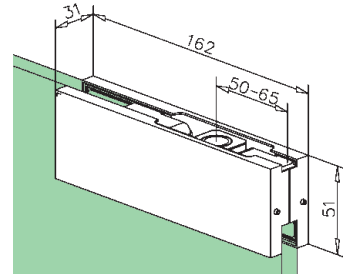
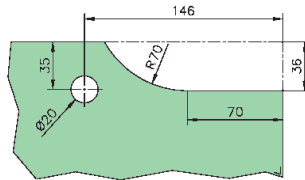


304
V2A

Upper glass corner patch, zintec/satin stainless steel

Glas-Schwingtür-Scharnier, Oberteil Zapfenaufnahme, Zinkdruckguss/V2A gebürstet
Charnière supérieure pour porte battante verre, réception du pivot, zamak/inox brossé
Bovenscharnierschoen, zamack/RVS geborsteld

Art.Nr.	glass / Glas / verre / glas
45.2150.000.12	10 - 12 mm

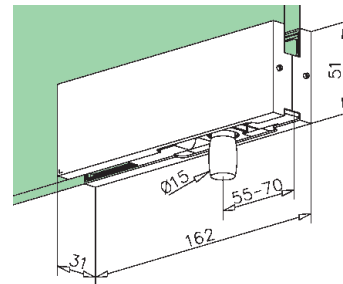
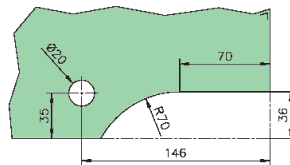


304
V2A

Over glass panel pivot patch, glass/wall, zintec/satin stainless steel

Glas-Schwingtür-Zapfenscharnier, Glas/Wand, Zinkdruckguss/V2A gebürstet
Charnière inférieure pour porte battante verre, avec pivot, zamak/inox brossé
Bovendraaischoen, glas/wand, zamack/RVS geborsteld

Art.Nr.	glass / Glas / verre / glas
45.2151.000.12	10 - 12 mm

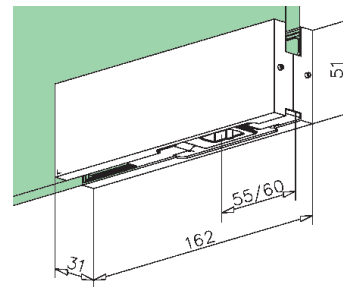
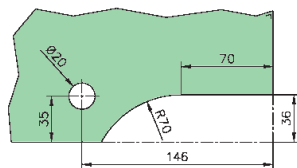


304
V2A

Lower glass door patch, zintec/satin stainless steel

Glas-Schwingtür-Scharnier, Unterteil Federaufnahme, Zinkdruckguss/V2A gebürstet
Charnière inférieure pour porte battante verre, fixation mur/verre, zamak/inox brossé
Onderdraaischoen, zamack/RVS geborsteld

Art.Nr.	glass / Glas / verre / glas
45.2152.000.12	10 - 12 mm

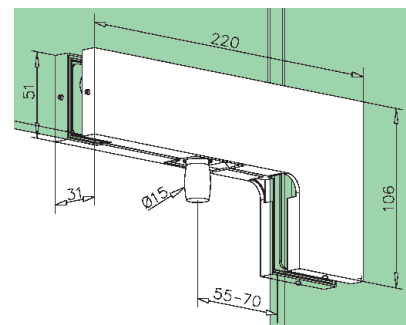
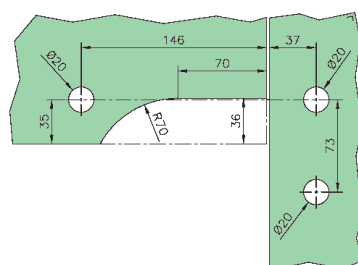


304
V2A

Over glass corner pivot patch, glass/glass, zintec/satin stainless steel

Glas-Schwingtür-Zapfenscharnier, Glas/Glas, Zinkdruckguss/V2A gebürstet
Charnière supérieure pour porte battante verre, avec pivot, fixation verre/verre, zamak/inox brossé
Bovenpaneeldraaischoen, glas/glas, zamack/RVS geborsteld

Art.Nr.	glass / Glas / verre / glas
45.2154.000.12	10 - 12 mm



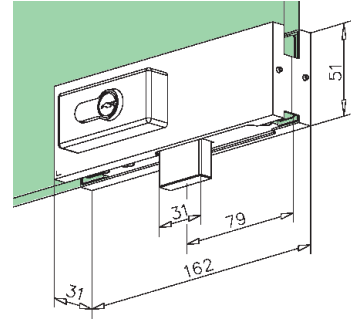
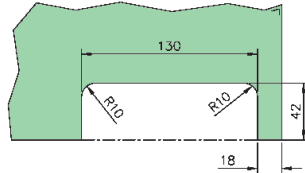




**304
V2A**

Glass door locking patch, zintec/satin stainless steel
 Glas-Schwingtür-Schloss, Zinkdruckguss/V2A gebürstet
 Serrure porte battante verre avec gâche, zamak/inox brossé
 Afsluitbaarschoen, zamack/RVS geborsteld

Art.Nr.	glass / Glas / verre / glas
45.2155.000.12	10 - 12 mm



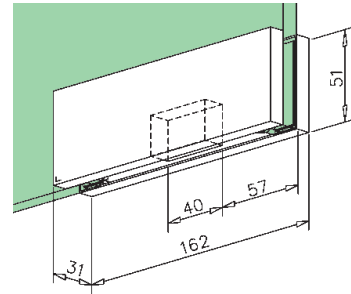
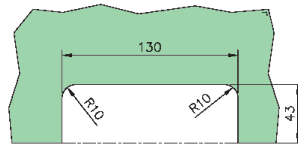
NEW



**304
V2A**

Strike box, zintec/satin stainless steel
 Riegelaufnahme, Zinkdruckguss/V2A gebürstet
 Gâche, zamak/inox brossé
 Tegenkast, zamack/RVS geborsteld

Art.Nr.	glass / Glas / verre / glas
45.2156.000.12	10 - 12 mm



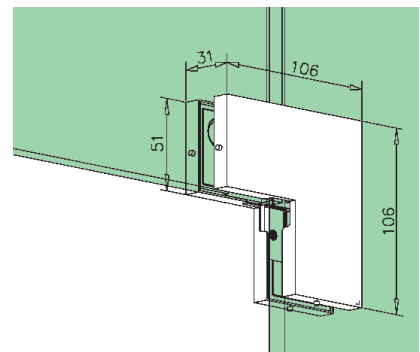
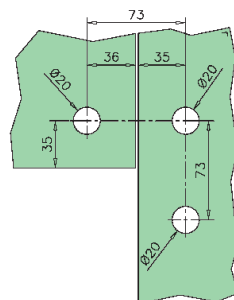
NEW



**304
V2A**

Corner connection patch, glass/glass, zintec/satin stainless steel
 Glas-Schwingtür-Winkelverbinder, Glas/Glas, Zinkdruckguss/V2A gebürstet
 Charnière supérieure pour porte battante verre, zamak/inox brossé
 Bovenpaneelschoen, glas/glas, zamack/RVS geborsteld

Art.Nr.	glass / Glas / verre / glas
45.2157.000.12	10 - 12 mm



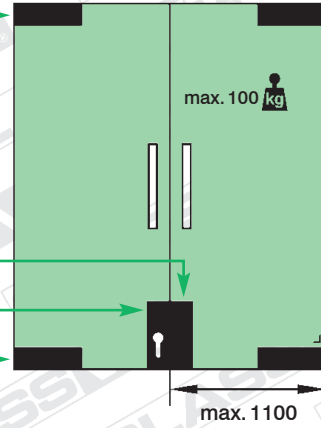


45.2150.000.12 (page 394)

45.2156.000.12

45.2155.000.12

45.2152.000.12 (page 394)



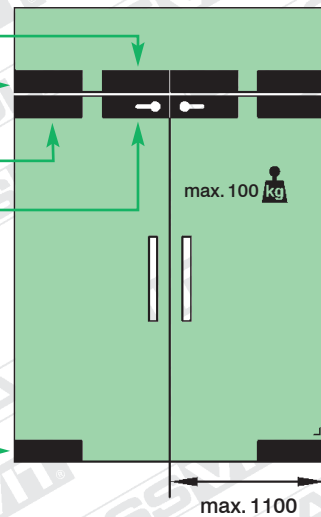
45.2156.000.12

45.2151.000.12 (page 394)

45.2150.000.12 (page 394)

45.2155.000.12

45.2152.000.12 (page 394)

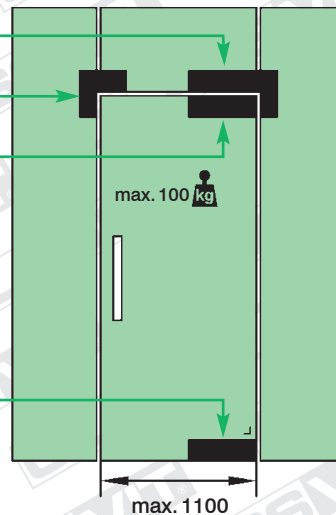


45.2154.000.12 (page 394)

45.2157.000.12

45.2150.000.12 (page 394)

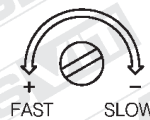
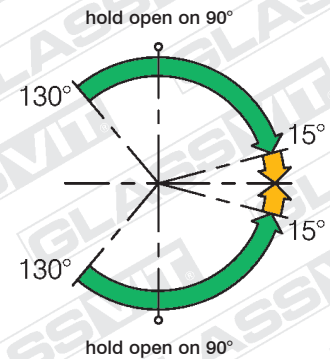
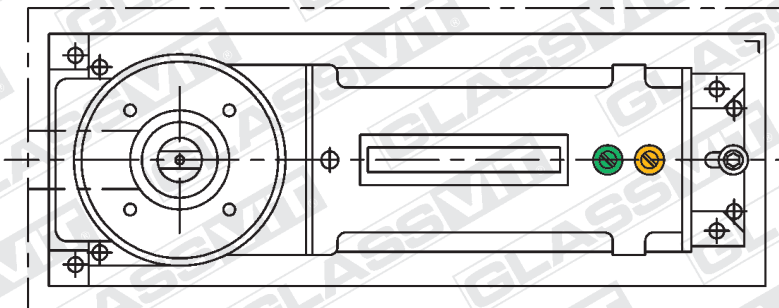
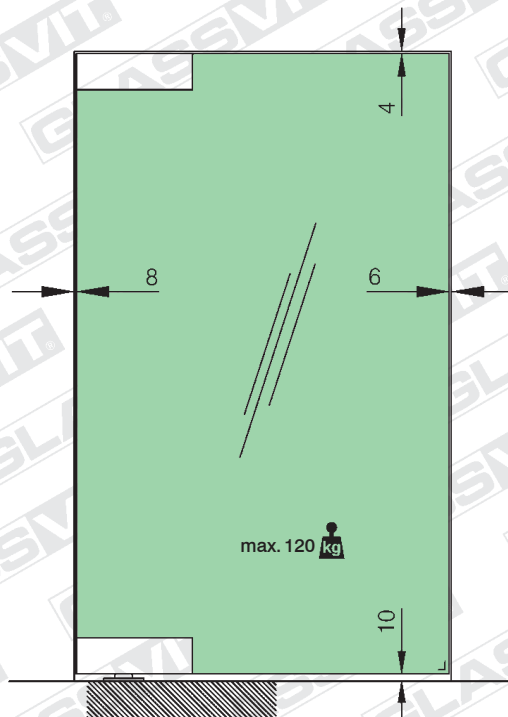
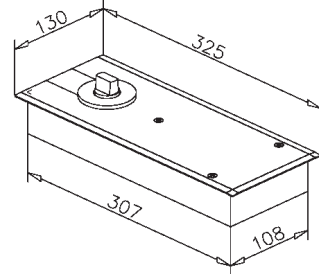
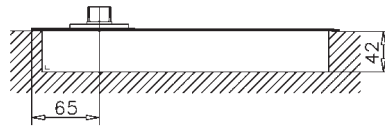
45.2152.000.12 (page 394)



304
V2A

Floor spring for swing glass door, max. turning angle 130°, satin stainless steel
 Bodenfeder für Glas-Schwingtür, max. Drehwinkel 130°, V2A gebürstet
 Frein de sol pour porte battante en verre, angle de rotation max.130°, inox brossé
 Vloerveer, max. opening 130°, RVS geborsteld

Art.Nr.
 45.0100.000.12



Turning speed control
 Hydraulically controlled closing
 Opening/closing force 33 Nm



304
V2A

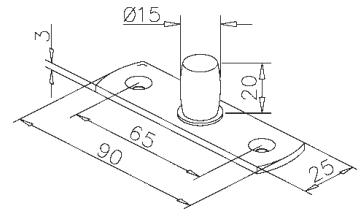


Top glass door pivot, satin stainless steel

Glas-Schwingtür-Zapfen für Tür-Oberteil, V2A gebürstet
Crapaudine haute, inox brossé
Boventaats, RVS geborsteld

Art.Nr.

45.2160.000.12



304
V2A

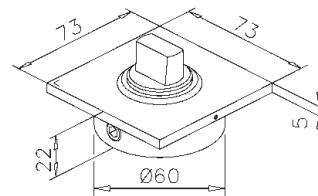
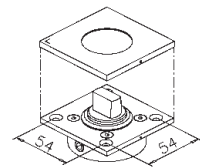


Floor spindle with 90° dual open-close action, stainless steel

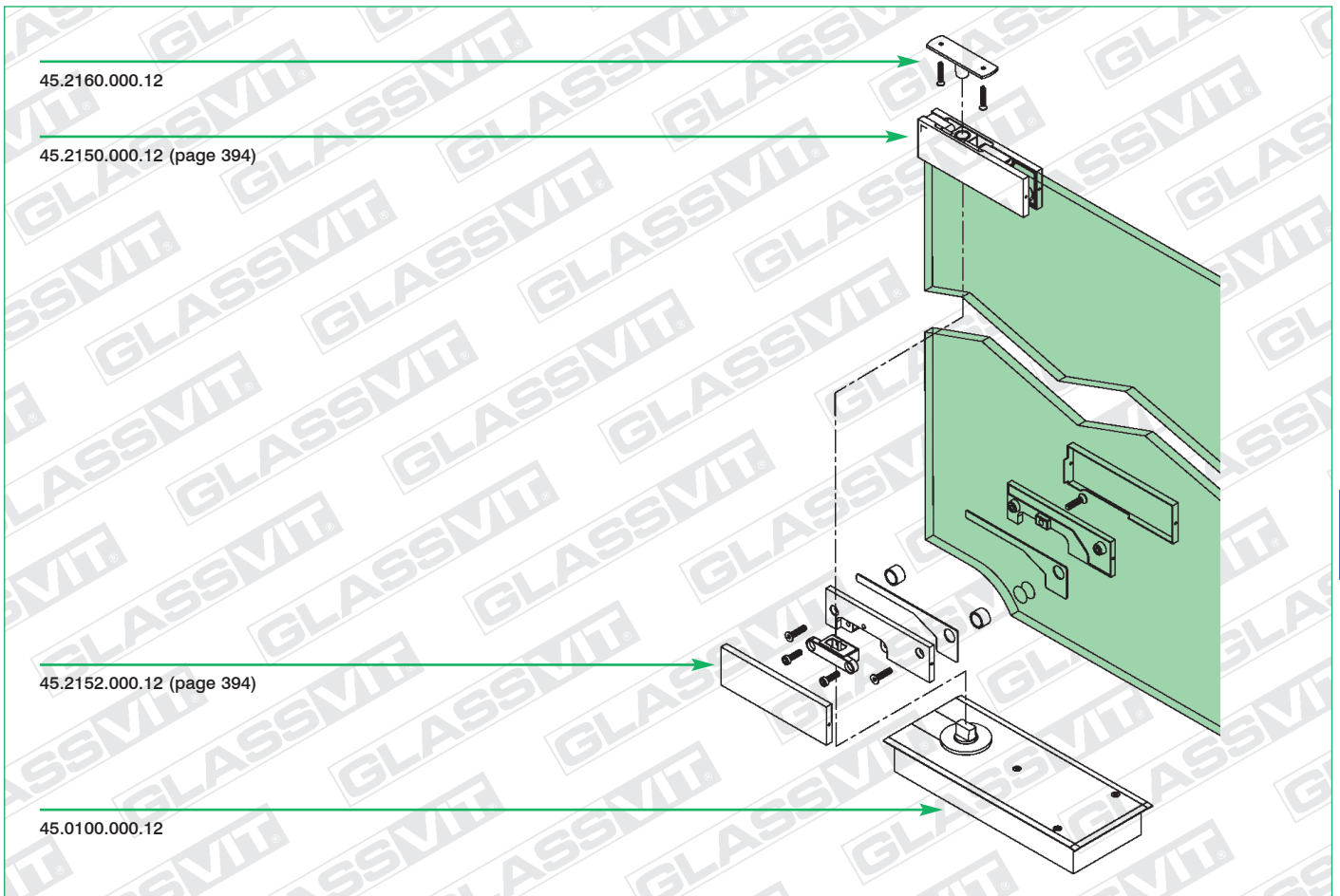
Bodenspindel mit 2-facher 90° Öffnen/Schließen-Funktion, V2A
Axe de fonction ouvert/fermé 90°, fixation basse, inox
Vloerscharnierpunt 90°, RVS

Art.Nr.

45.2170.000.12



max. 100 kg



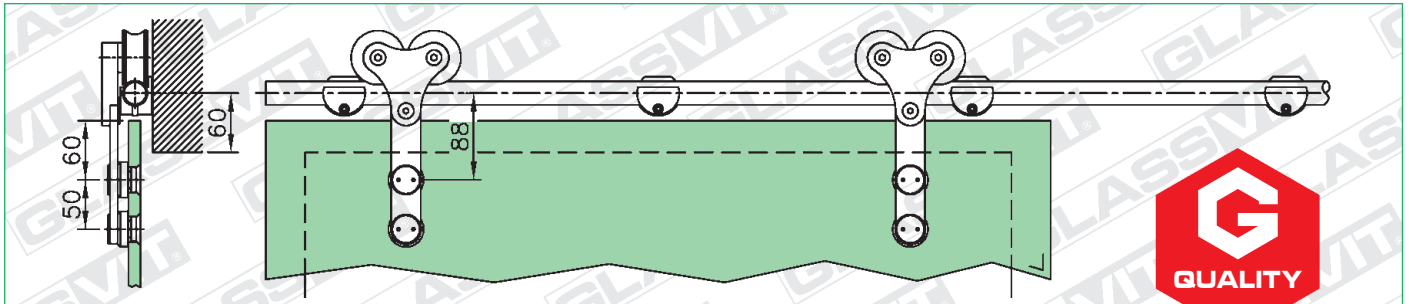
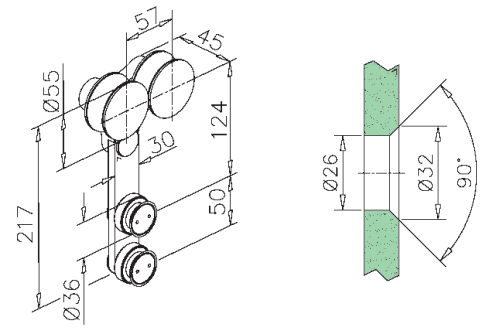


304
V2A

Sliding door double roller component, satin stainless steel

Doppel-Laufwagen für Glasschiebetür-System, V2A gebürstet
Chariot double pour porte coulissante, inox brossé
Dubbele schuifdeurklem schoen, RVS geborsteld

Art.Nr.	glass / Glas / verre / glas
46.6103.000.12	10 - 12 mm

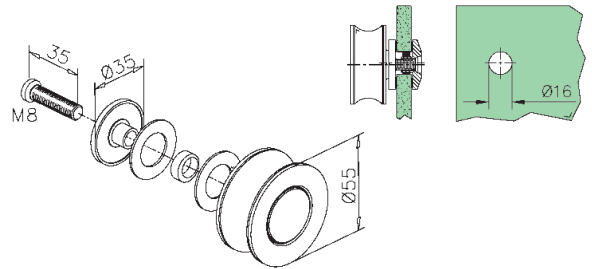


304
V2A

Roller for glass fixation, satin stainless steel

Laufrolle für Glasmontage, V2A gebürstet
Galet de roulement, fixation sur verre, inox brossé
Looprol voor glas montage, RVS geborsteld

Art.Nr.	glass / Glas / verre / glas
46.6104.000.12	10 - 12 mm

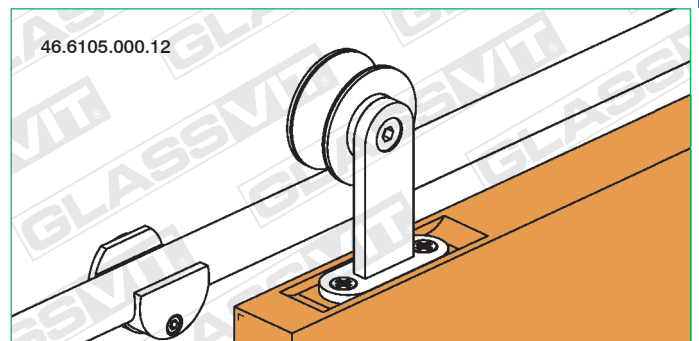
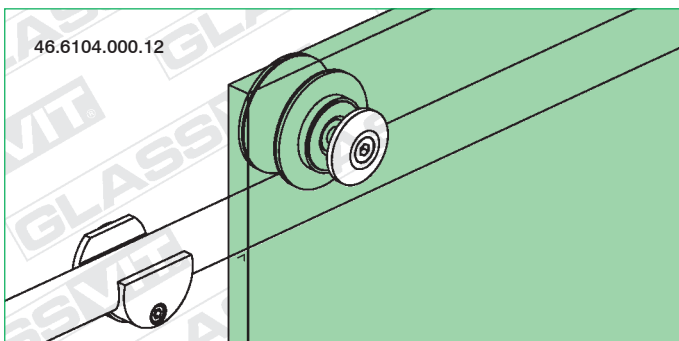
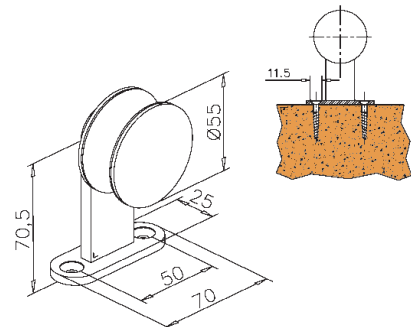


304
V2A

Roller for wood fixation, satin stainless steel

Laufrolle für Holzmontage, V2A gebürstet
Galet de roulement, fixation sur bois, inox brossé
Looprol voor hout montage, RVS geborsteld

Art.Nr.	glass / Glas / verre / glas
46.6105.000.12	



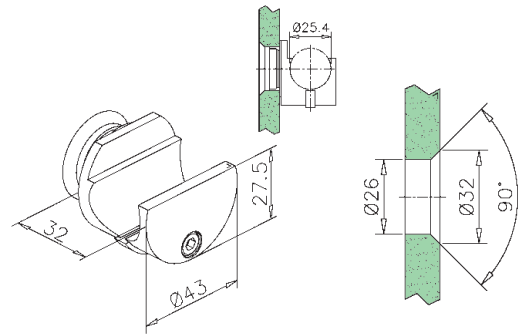


304
V2A

Track holder for glass fixation, satin stainless steel

Laufrohrhalter für Glas-Montage, V2A gebürstet
Support de tube, fixation sur verre, inox brossé
Rail-Glas-Bevestiging, RVS geborsteld

Art.Nr.	glass / Glas / verre / glas
46.6110.000.12	10 - 12 mm

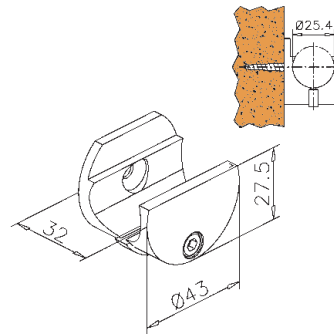


304
V2A

Track holder for wall fixation, satin stainless steel

Laufrohrhalter für Wand-Montage, V2A gebürstet
Support de tube, fixation sur plat, inox brossé
Rail-Wand-Bevestiging, RVS geborsteld

Art.Nr.	
46.6111.000.12	

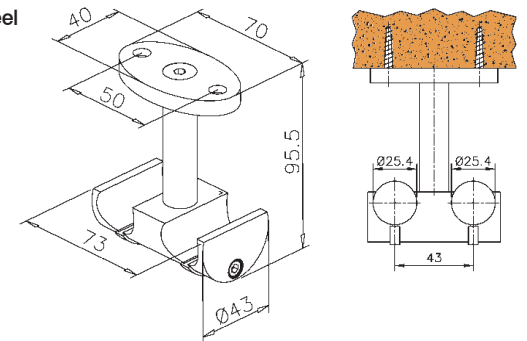


304
V2A

Double track holder for ceiling fixation, satin stainless steel

Doppel-Laufrohrhalter für Decken-Montage, V2A gebürstet
Support de tube double, fixation au plafond, inox brossé
Dubbele Rail-Plafond-Bevestiging, RVS geborsteld

Art.Nr.	
46.6112.000.12	

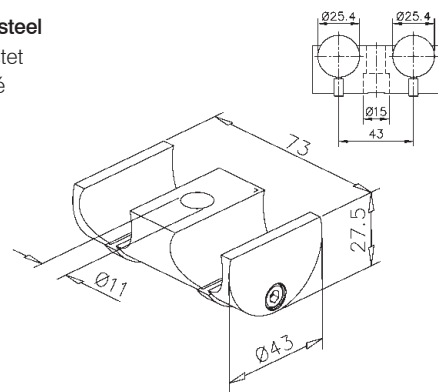


304
V2A

Double track holder for ceiling fixation, satin stainless steel

Doppel-Laufrohrhalter für Decken-Montage, V2A gebürstet
Support de tube double, fixation au plafond, inox brossé
Dubbele Rail-Plafond-Bevestiging, RVS geborsteld

Art.Nr.	
46.6113.000.12	

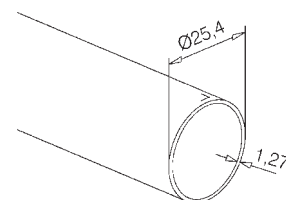


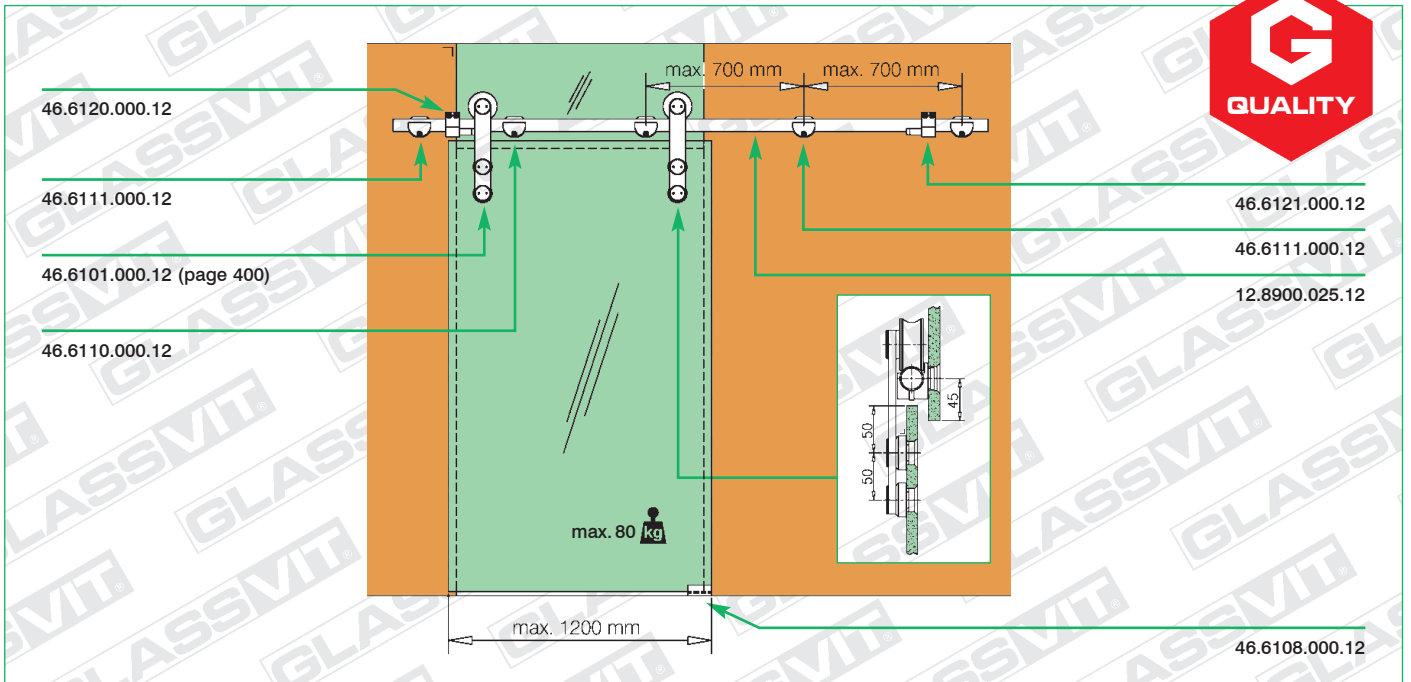
304
V2A

Tube, satin stainless steel

Rohr, V2A gebürstet
Tube, inox brossé
Buis, RVS geborsteld

Art.Nr.	L
12.8900.025.12	cutted / zugeschnitten / coupé / gezaagd





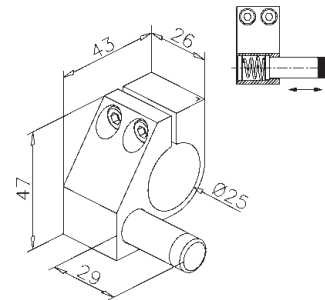
304
V2A

Door stopper left side, satin stainless steel/ABS

Türstopper links, V2A gebürstet/Kunststoff
Arrêt de porte à gauche, inox brossé/ABS
Deustopper links, RVS geborsteld/ABS

Art.Nr.

46.6120.000.12



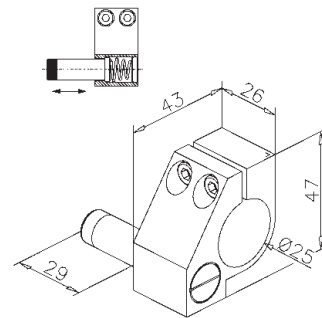
304
V2A

Door stopper right side, satin stainless steel/ABS

Türstopper rechts, V2A gebürstet/Kunststoff
Arrêt de porte à droite, inox brossé/ABS
Deustopper rechts, RVS geborsteld/ABS

Art.Nr.

46.6121.000.12



304
V2A

Door sliding guide, satin stainless steel

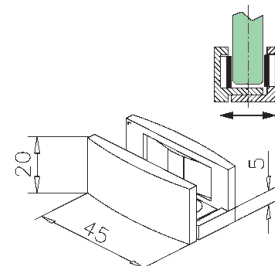
Bodenführung, V2A gebürstet
Guidage au sol, inox brossé
Glasdeurgeleider vloerbevestigng, RVS geborsteld

Art.Nr.

glass / Glas / verre / glas

46.6108.000.12

10 - 12 mm



*adjustable
verstellbar
réglable
verstelbaar*



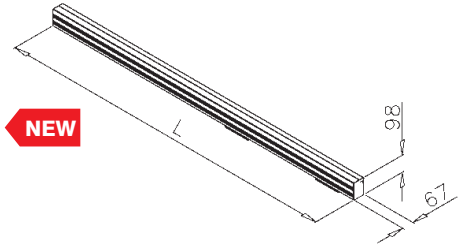
Sliding glass door system

Glas-Schiebetür-System

Jeu complet de ferrure pour panneau coulissant sur rail

Glaschuijfsysteem

Art.Nr.	glass	L
46.0100.000.46	8 - 12 mm	2000 mm
46.0250.000.46	8 - 12 mm	2500 mm



NEW



NEW

304
V2A

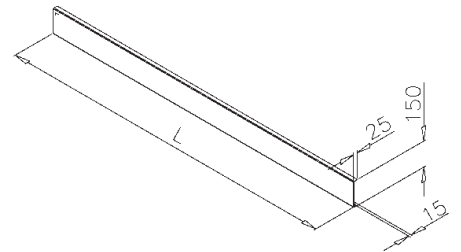
Cover profile, satin stainless steel

Deckprofil, Edelstahl gebürstet

Profil de recouvrement, Inox brossé

Afdekprofiel, RVS geborsteld

Art.Nr.	L
46.0150.200.12	2000 mm
46.0150.250.12	2500 mm



NEW

304
V2A

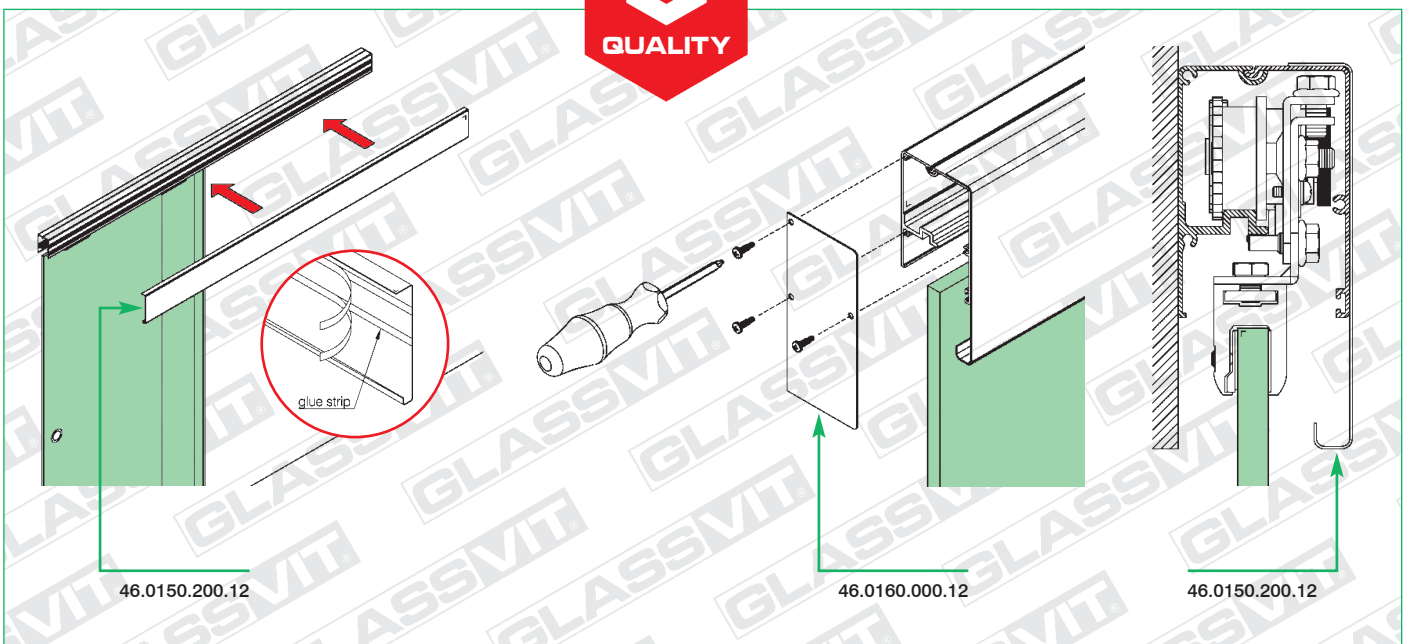
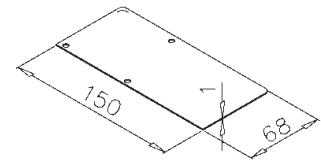
End caps, satin stainless steel (pair)

Endkappen, Edelstahl gebürstet (Paar)

Embouts, Inox brossé (la paire)

Eindkappen, RVS geborsteld (paar)

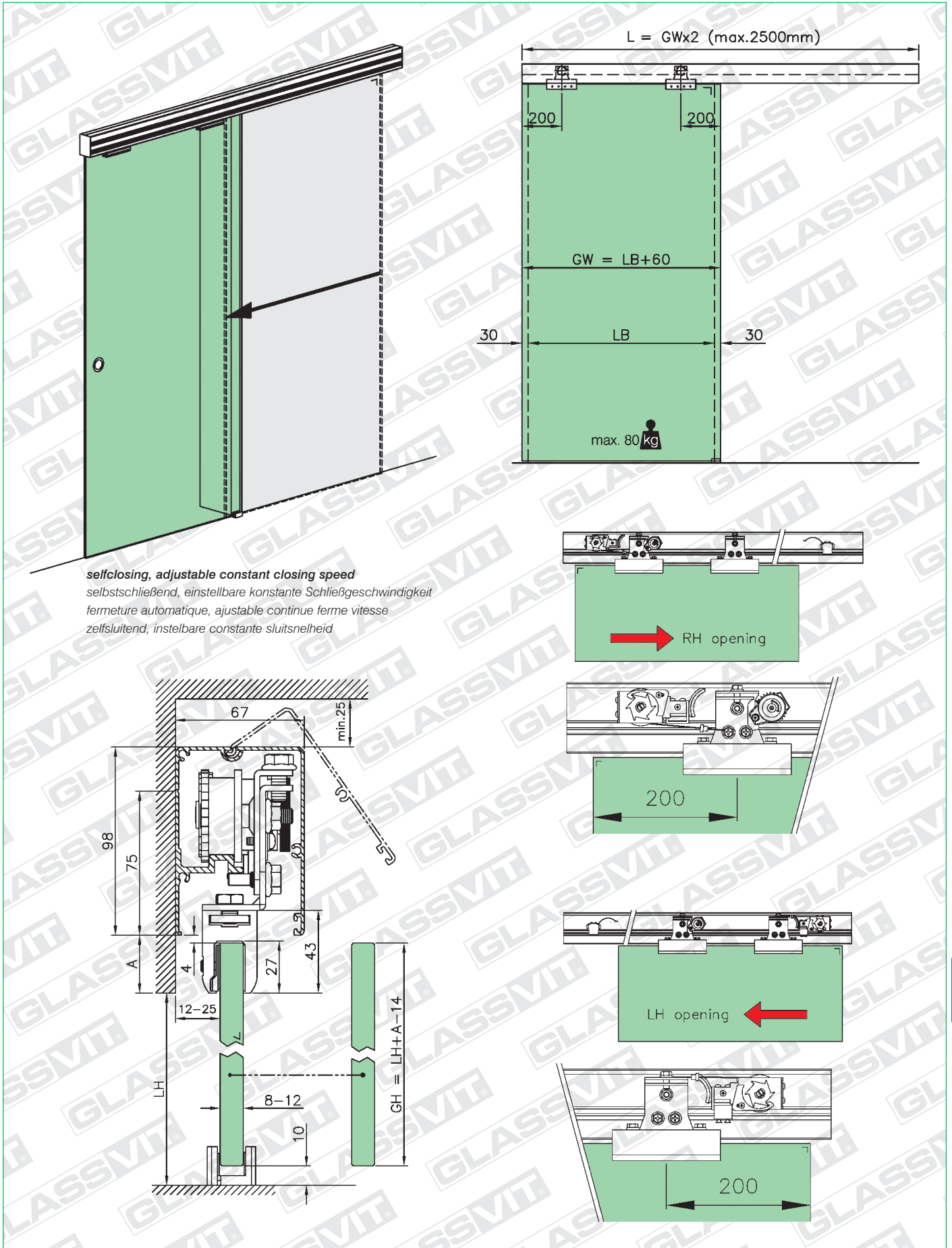
Art.Nr.
46.0160.000.12



46.0150.200.12

46.0160.000.12

46.0150.200.12



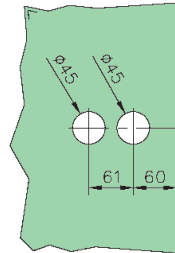
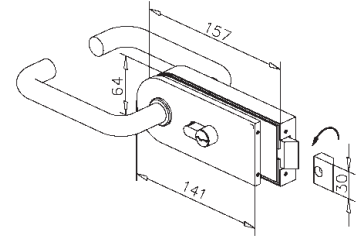


**304
V2A**

Glass door lock with Eurocylinder and handles, stainless steel

Glastür-Schlosskasten mit Eurozylinder und Drückern, V2A
Serrure bec de cane + gâche, cylindre euro, inox
Glasdeurloopslot met Eurocilinder en krukken, RVS

Art.Nr.	glass / Glas / verre / glas
45.2210.002...	8 - 10 mm
	

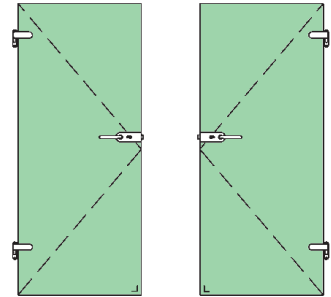


**304
V2A**

Glass door lock with Eurocylinder, stainless steel

Glastür-Schlosskasten mit Eurozylinder, V2A
Serrure bec de cane + gâche, cylindre euro, inox
Glasdeurloopslot met Eurocilinder, RVS

Art.Nr.	glass / Glas / verre / glas
45.2210.902...	8 - 10 mm
	

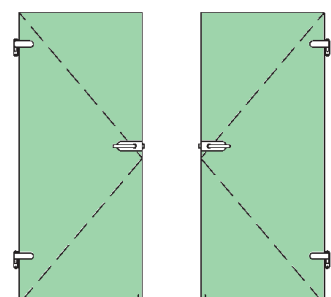
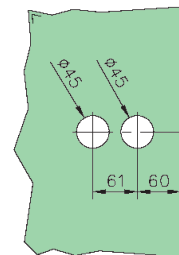
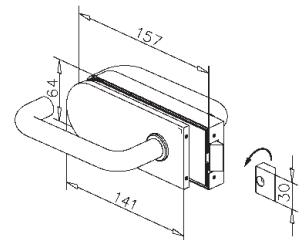


**304
V2A**

Latch with handles, stainless steel

Türriegel mit Drückern, V2A
Serrure bec de cane + gâche, inox
Loopslot met krukken, RVS

Art.Nr.	glass / Glas / verre / glas
45.2210.001...	8 - 10 mm
	



**304
V2A**

Latch, stainless steel

Türriegel, V2A
Serrure bec de cane + gâche, inox
Loopslot, RVS

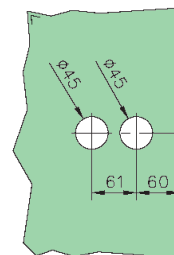
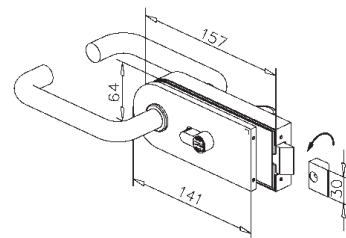
Art.Nr.	glass / Glas / verre / glas
45.2210.901...	8 - 10 mm
	

304
V2A

Glass door lock for lavatory with handles, stainless steel

Glastür-Schlosskasten für Toilette mit Drückern, V2A
Serrure bec de cane + gâche, pour Toilettes, inox
Glasdeurloopslot voor toilet met krukken, RVS

Art.Nr.	glass / Glas / verre / glas
45.2210.003...	8 - 10 mm

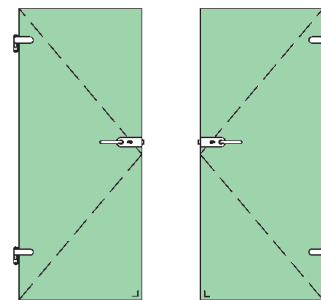


304
V2A

Glass door lock for lavatory, stainless steel

Glastür-Schlosskasten für Toilette, V2A
Serrure bec de cane + gâche, pour Toilettes, inox
Glasdeurloopslot voor toilet, RVS

Art.Nr.	glass / Glas / verre / glas
45.2210.903...	8 - 10 mm

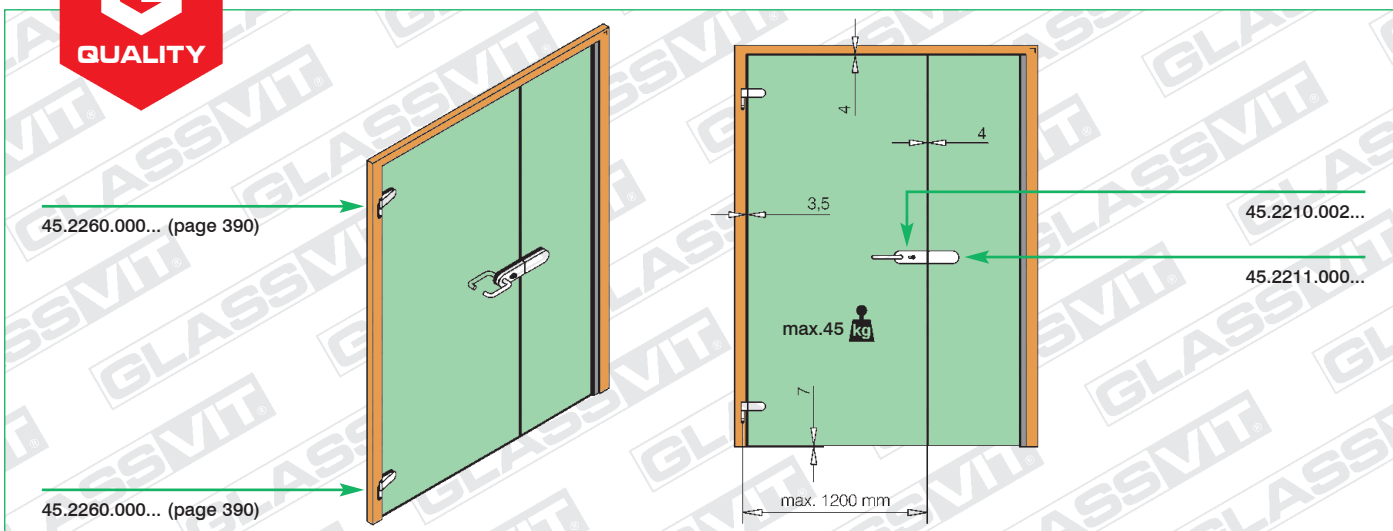
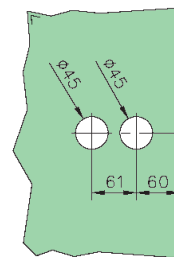
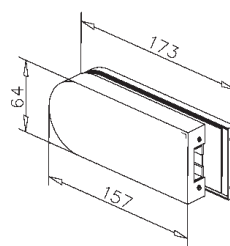


304
V2A

Strike box, stainless steel

Riegelaufnahme, V2A
Gâche, inox
Tegenkast, RVS

Art.Nr.	glass / Glas / verre / glas
45.2211.000...	8 - 10 mm

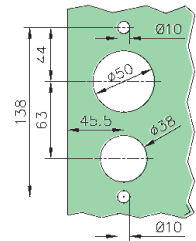
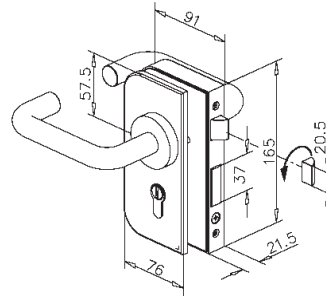


304
V2A

Glass door lock with Eurocylinder and handles, opening direction right, stainless steel

Glastür-Schlosskasten mit Eurozylinder und Drückern, Öffnungsrichtung rechts, V2A
Serrure ouverture à droite, béquille et cylindre euro, inox
Glasdeurslotkast met Eurocilinder en krukken, draairichting rechts, RVS

Art.Nr.	glass / Glas / verre / glas
45.2820.002...	8 - 12 mm

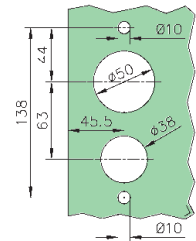
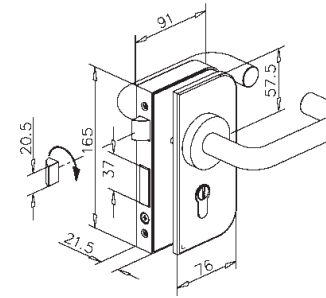


304
V2A

Glass door lock with Eurocylinder and handles, opening direction left, stainless steel

Glastür-Schlosskasten mit Eurozylinder und Drückern, Öffnungsrichtung links, V2A
Serrure ouverture à gauche, béquille et cylindre euro, inox
Glasdeurslotkast met Eurocilinder en krukken, draairichting links, RVS

Art.Nr.	glass / Glas / verre / glas
45.2810.002...	8 - 12 mm



Finishes / Oberflächen
Finitions / Afwerkingen



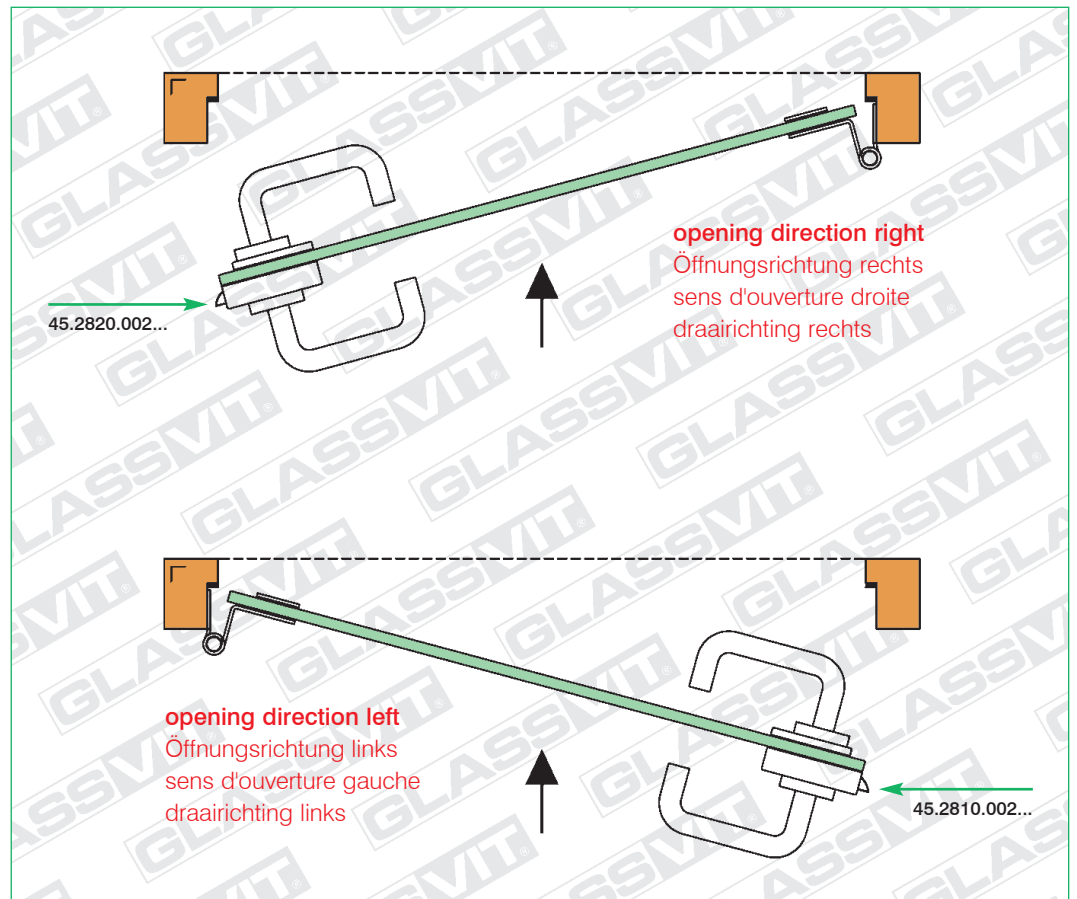
polished stainless steel
Edelstahl poliert
Inox poli
RVS gepolijst

Art.Nr. ...10



satin stainless steel
Edelstahl gebürstet
Inox brossé
RVS geborsteld

Art.Nr. ...12

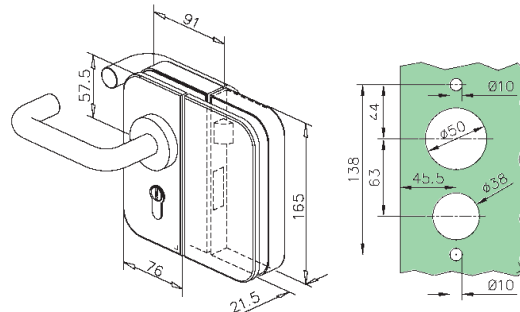


**304
V2A**

Glass door lock with Eurocylinder, handles and strike box, opening direction right, stainless steel
 Glastür-Schlosskasten mit Eurozylinder, Drückern und Riegelaufnahme, Öffnungsrichtung rechts, V2A
 Serrure ouverture à droite, gâche, béquille et cylindre euro, inox
 Glasdeurslotkast met Eurocilinder, krukken en tegenkast, draairichting rechts, RVS



Art.Nr.	glass / Glas / verre / glas
45.2820.005...	8 - 12 mm
	...10
	...12

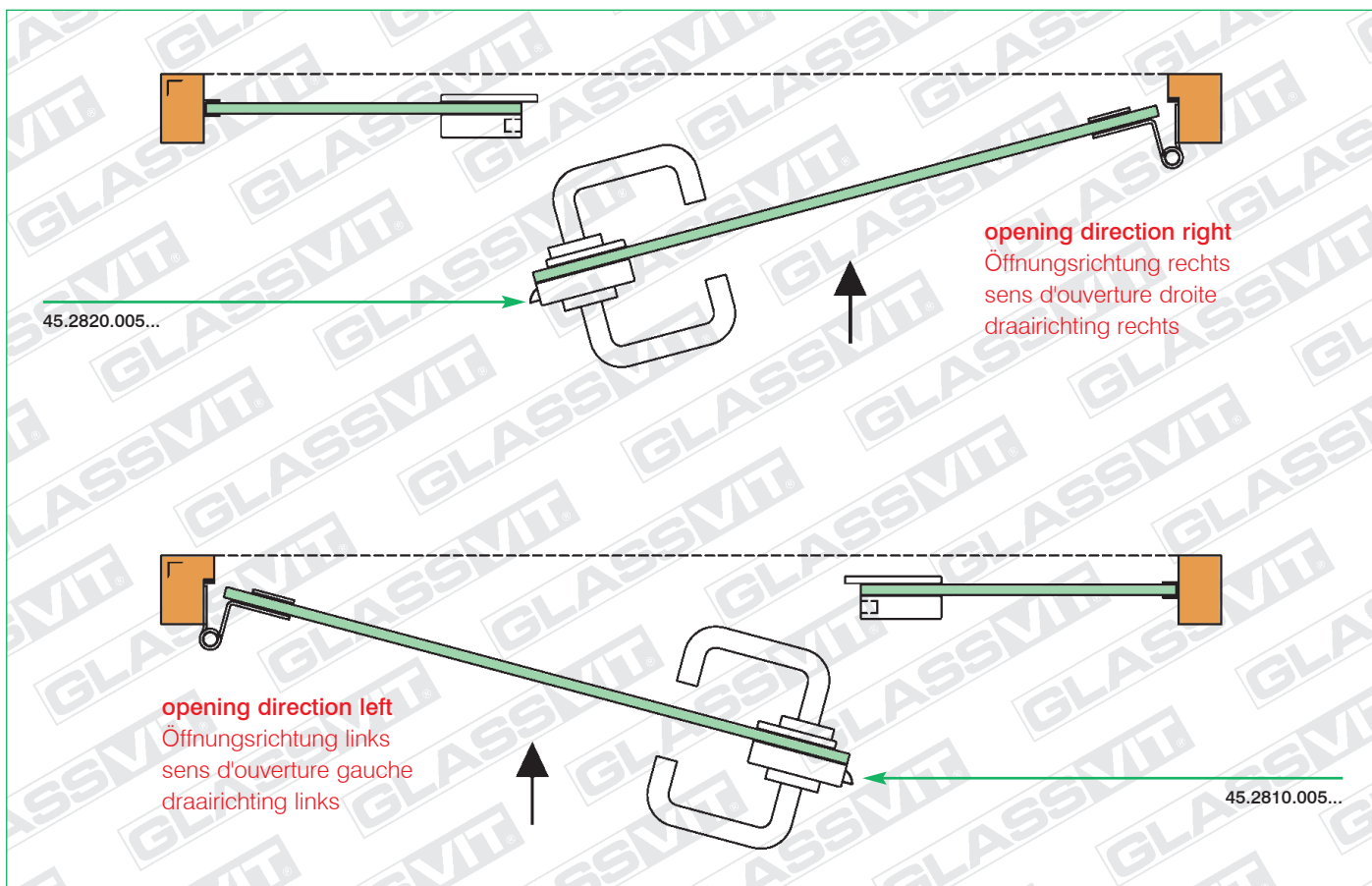
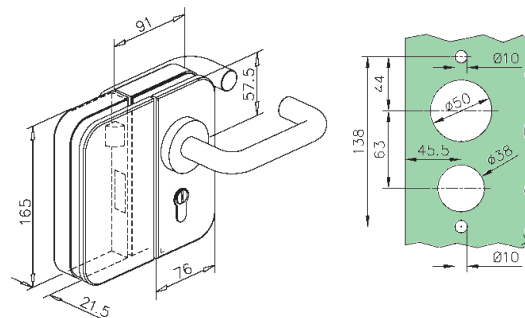


**304
V2A**

Glass door lock with Eurocylinder, handles and strike box, opening direction left, stainless steel
 Glastür-Schlosskasten mit Eurozylinder, Drückern und Riegelaufnahme, Öffnungsrichtung links, V2A
 Serrure ouverture à gauche, gâche, béquille et cylindre euro, inox
 Glasdeurslotkast met Eurocilinder, krukken en tegenkast, draairichting links, RVS



Art.Nr.	glass / Glas / verre / glas
45.2810.005...	8 - 12 mm
	...10
	...12

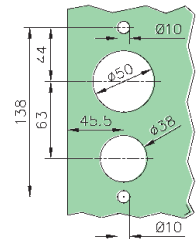
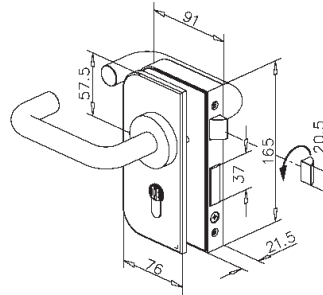


**304
V2A**

Glass door lock for lavatory with handles, opening direction right, stainless steel

Glastür-Schlosskasten für Toilette mit Drückern, Öffnungsrichtung rechts, V2A
Serrure Toilettes ouverture à droite, béquille et cylindre euro, inox
Glasdeurslotkast voor toilet met krukken, draairichting rechts, RVS

Art.Nr.	glass / Glas / verre / glas
45.2820.003...	8 - 12 mm
 ...10	 ...12

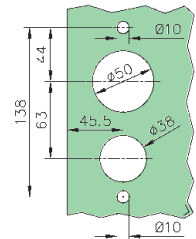
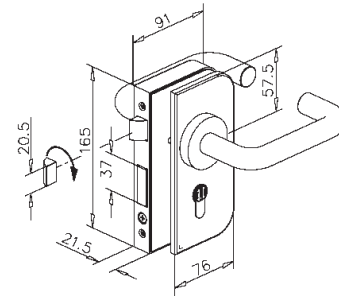


**304
V2A**

Glass door lock for lavatory with handles, opening direction left, stainless steel

Glastür-Schlosskasten für Toilette mit Drückern, Öffnungsrichtung links, V2A
Serrure Toilettes ouverture à gauche, béquille et cylindre euro, inox
Glasdeurslotkast voor toilet met krukken, draairichting links, RVS

Art.Nr.	glass / Glas / verre / glas
45.2810.003...	8 - 12 mm
 ...10	 ...12



**Finishes / Oberflächen
Finitions / Afwerkingen**



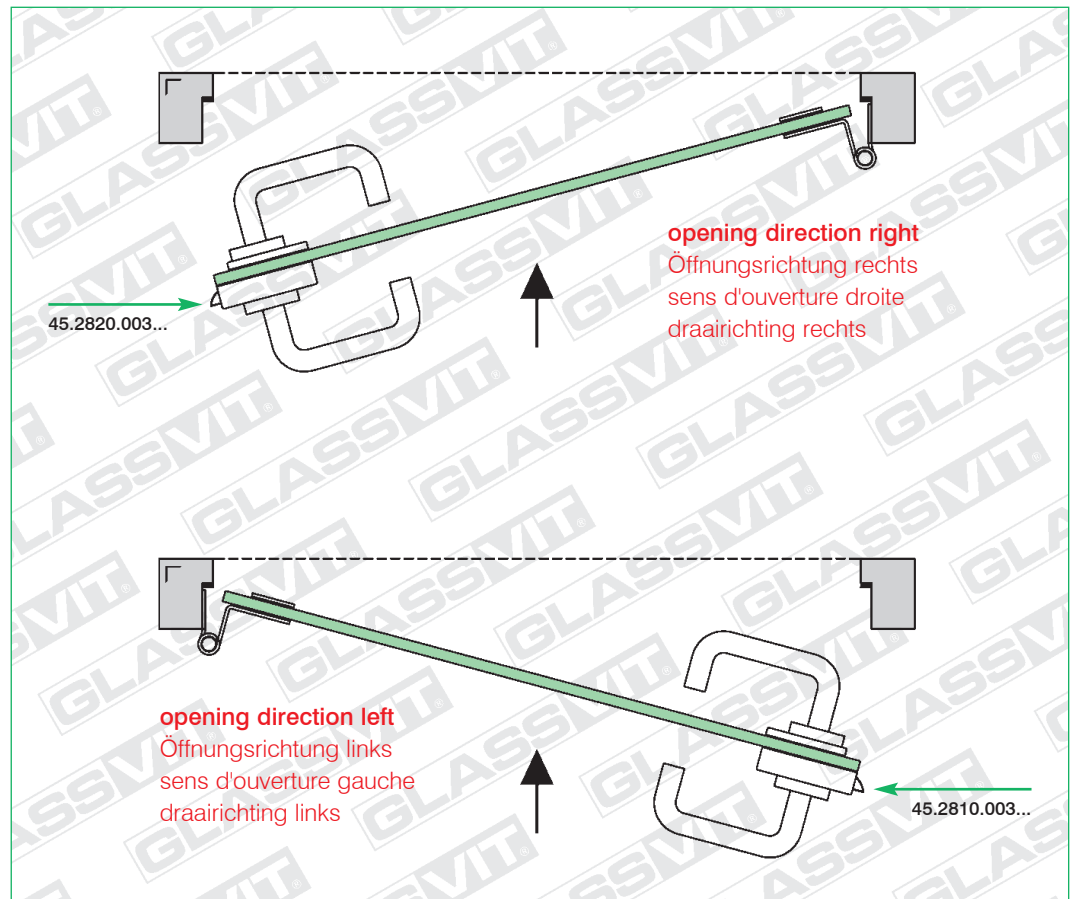
polished stainless steel
Edelstahl poliert
Inox poli
RVS gepolijst

Art.Nr. ...10



satin stainless steel
Edelstahl gebürstet
Inox brossé
RVS geborsteld

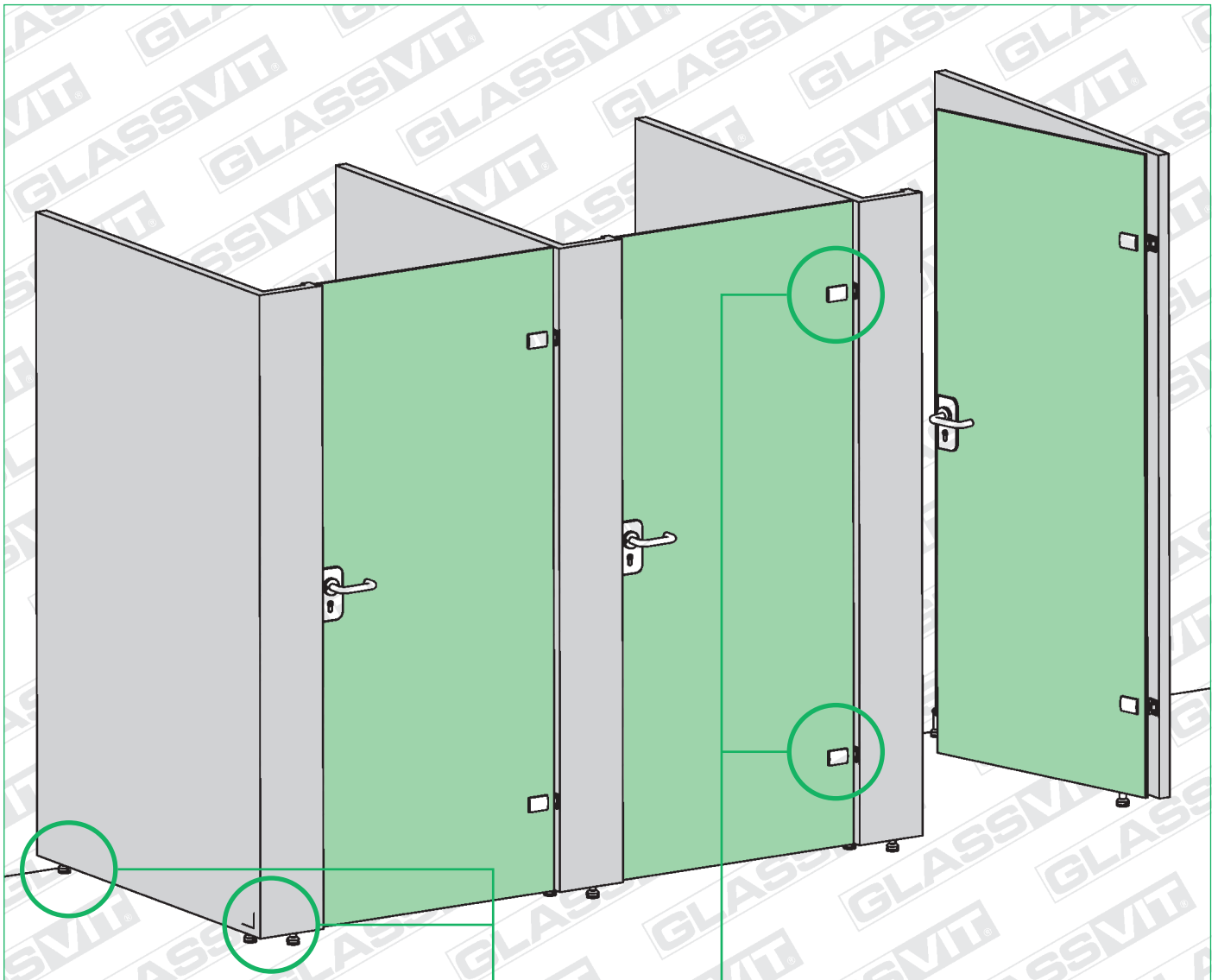
Art.Nr. ...12



opening direction right
Öffnungsrichtung rechts
sens d'ouverture droite
draairichting rechts

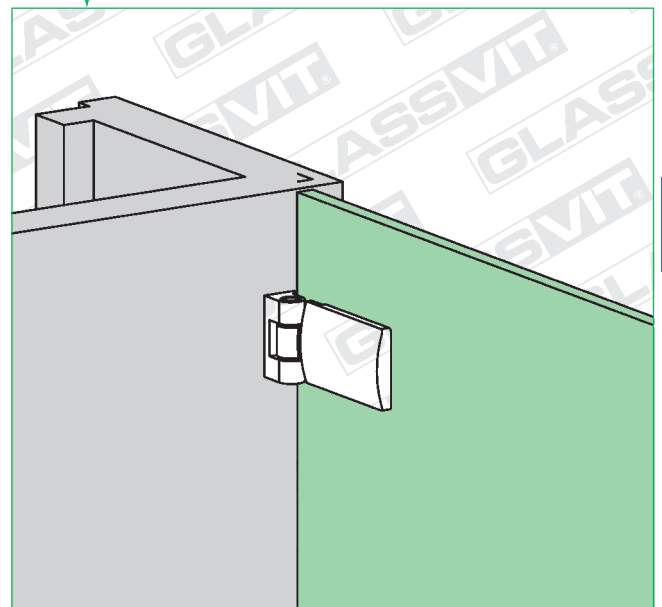

opening direction left
Öffnungsrichtung links
sens d'ouverture gauche
draairichting links

45.2810.003...



44.0784.075.12 (page 370)

41.0501.090.12 (page 388)





**304
V2A**

Door handle, one-sided, stainless steel

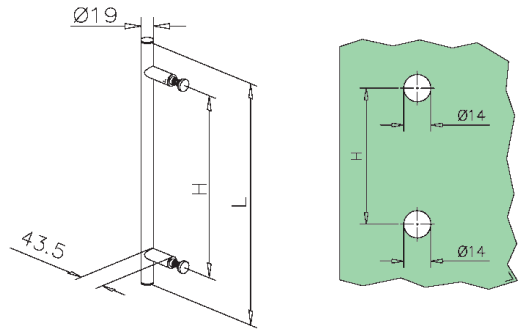
Türgriff, einseitig, V2A
Poignée simple, inox
Deurgreep, enkelzijdig, RVS

NEW
NEW
NEW
NEW
NEW

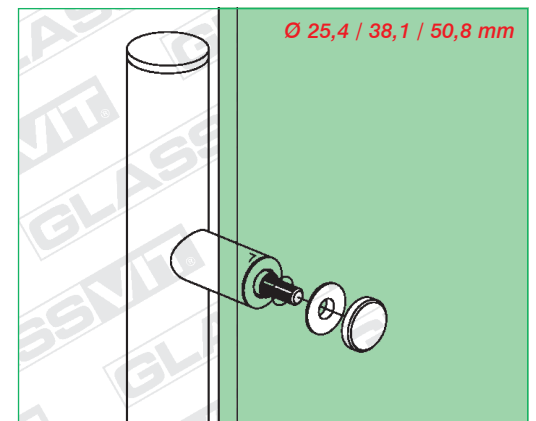
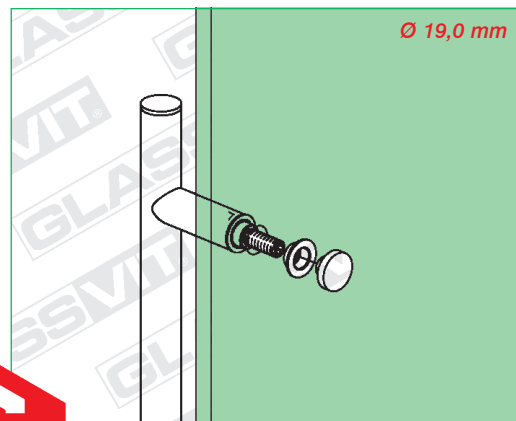
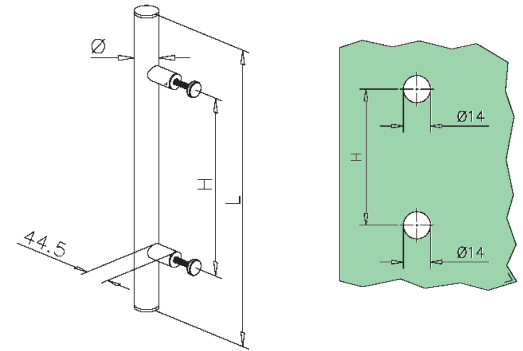
Art.Nr.	Ø (mm)	L (mm)	H (mm)
47.5002.019...	19,0	200	150
47.5003.019...	19,0	300	200
47.5004.019...	19,0	400	300
47.5005.019...	19,0	500	400
47.5099.019...	19,0	variable	variable
47.5003.025...	25,4	300	200
47.5004.025...	25,4	400	300
47.5005.025...	25,4	500	400
47.5007.025...	25,4	700	600
47.5012.025...	25,4	1200	1100
47.5099.025...	25,4	variable	variable
47.5004.038...	38,1	400	300
47.5005.038...	38,1	500	400
47.5007.038...	38,1	700	600
47.5012.038...	38,1	1200	1100
47.5099.038...	38,1	variable	variable
47.5007.050...	50,8	700	600
47.5012.050...	50,8	1200	1100
47.5099.050...	50,8	variable	variable



Ø 19,0 mm:



Ø 25,4 / 38,1 / 50,8 mm:



**304
V2A**

Door handle, double-sided, stainless steel

Türgriff, zweiseitig, V2A

Poignée double, inox

Deurgreep, dubbelzijdig, RVS

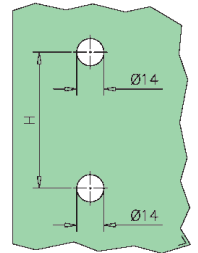
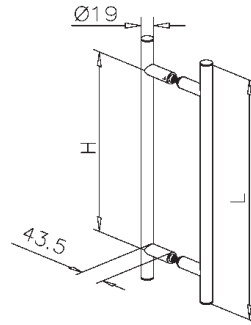


NEW
NEW
NEW
NEW
NEW

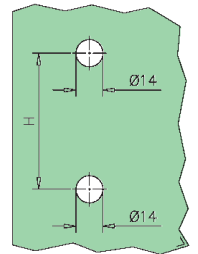
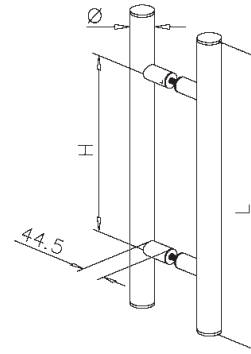
Art.Nr.	Ø (mm)	L (mm)	H (mm)
47.5302.019...	19,0	200	150
47.5303.019...	19,0	300	200
47.5304.019...	19,0	400	300
47.5305.019...	19,0	500	400
47.5399.019...	19,0	variable	variable
47.5303.025...	25,4	300	200
47.5304.025...	25,4	400	300
47.5305.025...	25,4	500	400
47.5307.025...	25,4	700	600
47.5312.025...	25,4	1200	1100
47.5399.025...	25,4	variable	variable
47.5304.038...	38,1	400	300
47.5305.038...	38,1	500	400
47.5307.038...	38,1	700	600
47.5312.038...	38,1	1200	1100
47.5399.038...	38,1	variable	variable
47.5307.050...	50,8	700	600
47.5312.050...	50,8	1200	1100
47.5399.050...	50,8	variable	variable



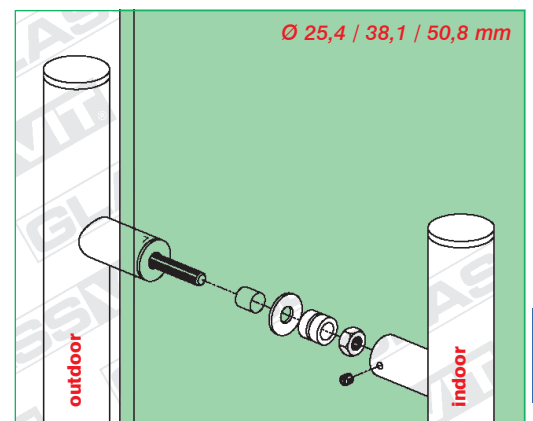
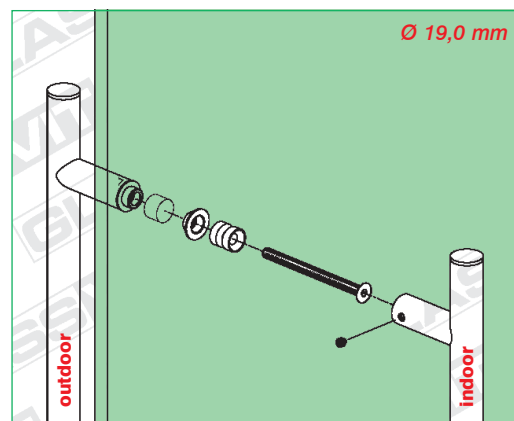
Ø 19,0 mm:



Ø 25,4 / 38,1 / 50,8 mm:



Anti-theft device
Diebstahlsicherung
Dispositif antivol
Diefstal zekering



Finishes

Oberflächen
Finitions
Afwerkingen



polished stainless steel
Edelstahl poliert
Inox poli
RVS gepolijst

Art.Nr. ...10



satin stainless steel
Edelstahl gebürstet
Inox brossé
RVS geborsteld

Art.Nr. ...12

NEW

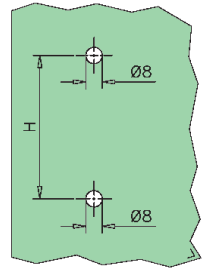
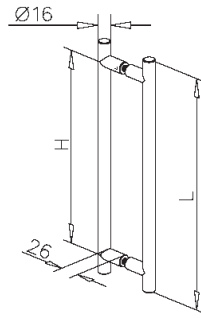
**304
V2A**



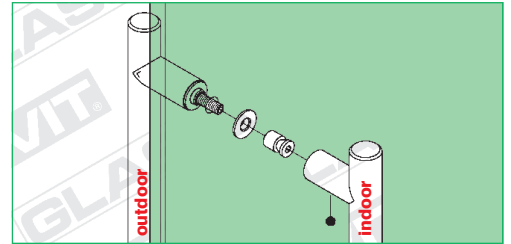
Door handle, double-sided, stainless steel

Türgriff, zweiseitig, V2A
Poignée double, inox
Deurgreep, dubbelzijdig, RVS

Art.Nr.	Ø (mm)	L (mm)	H (mm)
47.5302.016...	16,0	200	150
47.5303.016...	16,0	300	250
47.5304.016...	16,0	400	350
47.5305.016...	16,0	500	450



Anti-theft device
Diebstahlsicherung
Dispositif antivol
Diefstal zekering



NEW

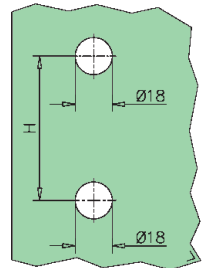
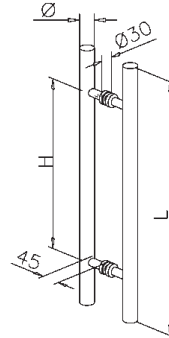
**304
V2A**



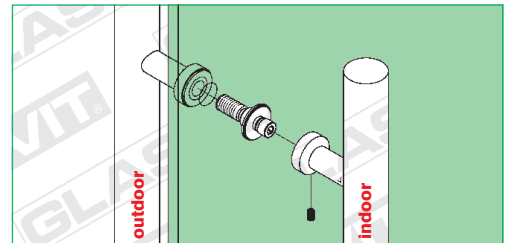
Door handle, double-sided, stainless steel

Türgriff, zweiseitig, V2A
Poignée double, inox
Deurgreep, dubbelzijdig, RVS

Art.Nr.	Ø (mm)	L (mm)	H (mm)
47.5403.025...	25,0	300	200
47.5404.025...	25,0	450	300
47.5404.032...	32,0	450	300
47.5406.032...	32,0	600	400
47.5408.032...	32,0	800	600



Anti-theft device
Diebstahlsicherung
Dispositif antivol
Diefstal zekering



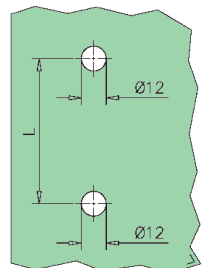
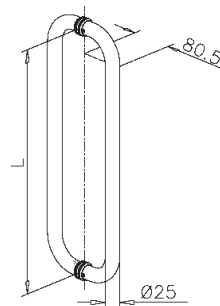
**304
V2A**




Door handle, double-sided, satin stainless steel

Türgriff, zweiseitig, V2A gebürstet
Poignée double, inox brossé
Deurgreep, dubbelzijdig, RVS geborsteld

Art.Nr.	L
47.5100.275.12	275 mm
47.5100.460.12	460 mm
47.5100.610.12	610 mm



Anti-theft device
Diebstahlsicherung
Dispositif antivol
Diefstal zekering



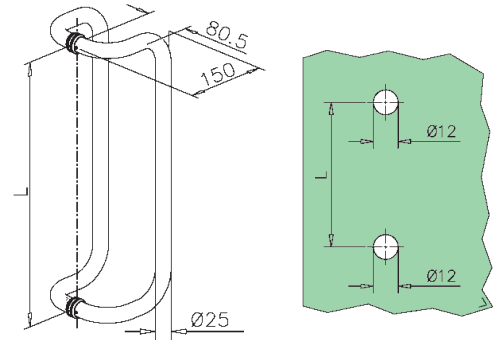


304
V2A

Door handle 90°, double-sided, satin stainless steel

Türgriff 90°, zweiseitig, V2A gebürstet
Poignée double, déportée, 90°, inox brossé
Deurgreep 90°, dubbelzijdig, RVS geborsteld

Art.Nr.	L
47.5200.275.12	275 mm
47.5200.460.12	460 mm
47.5200.610.12	610 mm

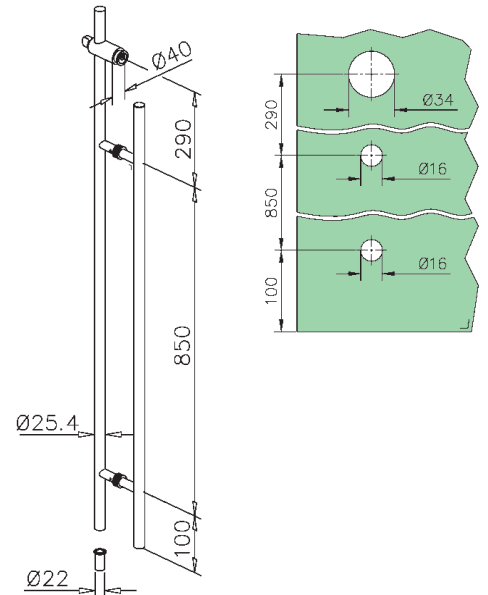
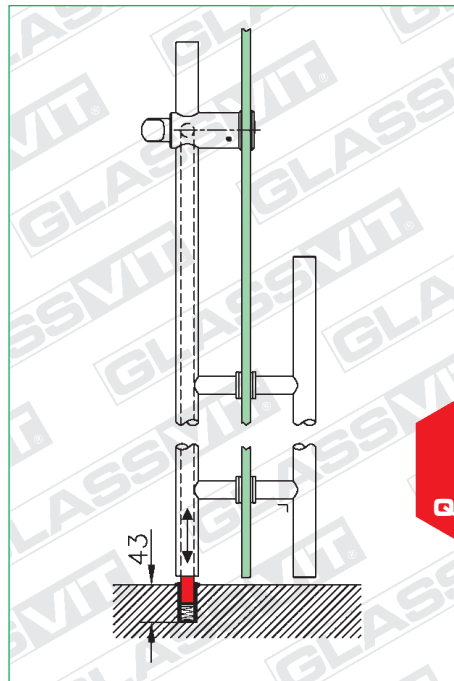


304
V2A

Door handle, double-sided, with lock system, satin stainless steel

Türgriff, zweiseitig, mit Schloss-System, V2A gebürstet
Poignée double avec serrure, inox brossé
Deurgreep, dubbelzijdig, met slot system, RVS geborsteld

Art.Nr.	glass / Glas / verre / glas
47.0201.025.12	10 - 12 mm

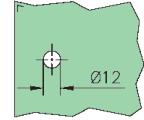
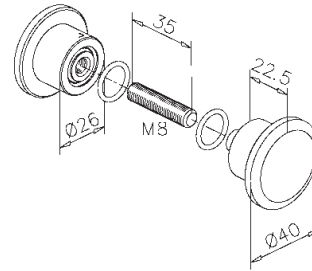




304
V2A

Glass door knob, double-sided, stainless steel
 Glastür-Knopf, zweiseitig, V2A
 Poignée bouton, double, inox
 Glasdeurknop, dubbelzijdig, RVS

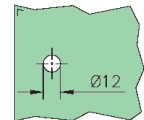
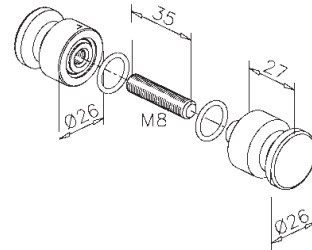
Art.Nr.	glass / Glas / verre / glas
47.0101.040...	8 - 12 mm
	



304
V2A

Glass door knob, double-sided, stainless steel
 Glastür-Knopf, zweiseitig, V2A
 Poignée bouton, double, inox
 Glasdeurknop, dubbelzijdig, RVS

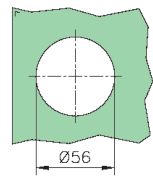
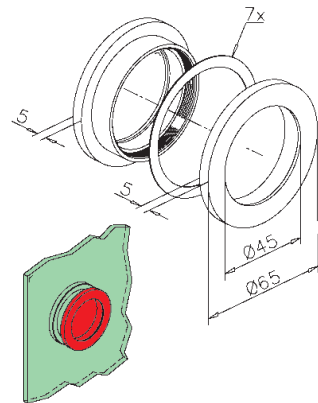
Art.Nr.	glass / Glas / verre / glas
47.0102.025...	8 - 12 mm
	



304
V2A

Recessed grip for glass door, stainless steel
 Griffmuschel für Glastür, V2A
 Insert de guidage, inox
 Komgreep voor glasdeur, RVS

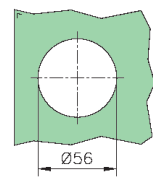
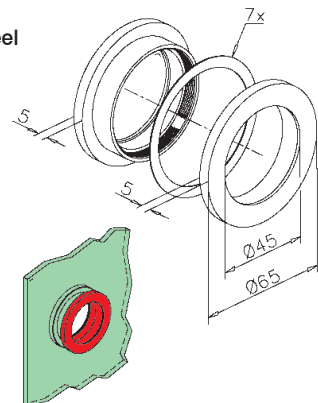
Art.Nr.	glass / Glas / verre / glas
47.0103.065...	8 - 12 mm
	



304
V2A

Open recessed grip for glass door, stainless steel
 Offene Griffmuschel für Glastür, V2A
 Insert de guidage, traversant, inox
 Open komgreep voor glasdeur, RVS

Art.Nr.	glass / Glas / verre / glas
47.0104.065...	8 - 12 mm
	

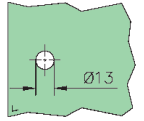
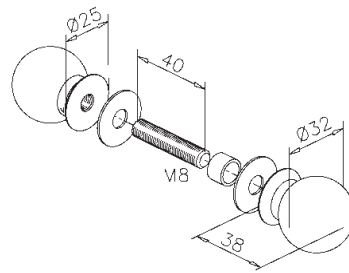





304
V2A

Glass door knob, double-sided, stainless steel
Glastür-Knopf, zweiseitig, V2A
Poignée sphère double, inox
Glasdeurknop, dubbelzijdig, RVS

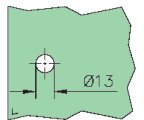
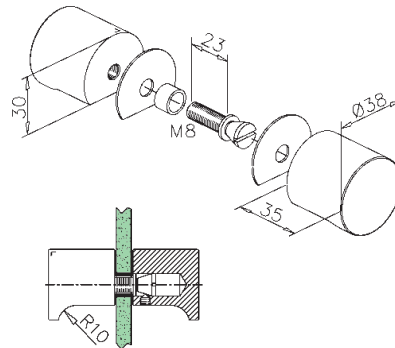
Art.Nr.	glass / Glas / verre / glas
47.0105.032...	8 - 12 mm



304
V2A

Glass door knob, double-sided, stainless steel
Glastür-Knopf, zweiseitig, V2A
Poignée bouton double, inox
Glasdeurknop, dubbelzijdig, RVS

Art.Nr.	glass / Glas / verre / glas
47.0106.038...	8 - 12 mm



More door handles see page 30
Weitere Türgriffe siehe Seite 30
Plus de poignées de porte voir page 30
Verdere deurgrepen zie pagina 30



Finishes

Oberflächen
Finitions
Afwerkingen



polished stainless steel
Edelstahl poliert
Inox poli
RVS gepolijst

Art.Nr. ...10



satin stainless steel
Edelstahl gebürstet
Inox brossé
RVS geborsteld

Art.Nr. ...12



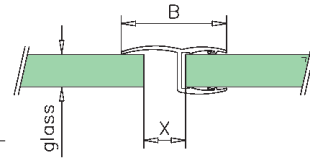
Seal lip for glass door, PVC

Lippendichtung für Glastür, PVC

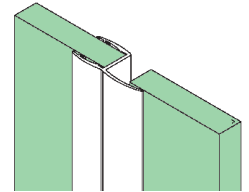
Joint à lèvres pour porte en verre, PVC

Afdichtingsprofiel met lip voor glasdeur, PVC

Art.Nr.	glass	B	X	L
19.4011.000.01	6 - 8 mm	25	5 - 10	2200 mm
19.4011.000.00	8 - 10 mm	28	5 - 12	2200 mm



NEW



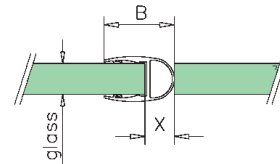
Stripe lip for glass door, PVC

Streifendichtung für Glastür, PVC

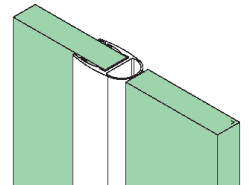
Joint à bande pour porte en verre, PVC

Afdichtingsprofiel met strip voor glasdeur, PVC

Art.Nr.	glass	B	X	L
19.4012.000.01	6 - 8 mm	20	10	2200 mm
19.4012.000.00	8 - 10 mm	22	10	2200 mm



NEW



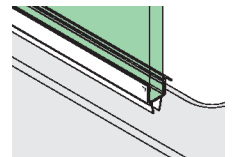
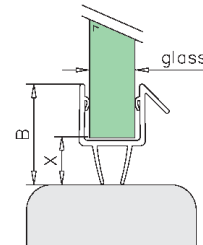
Seal for glass door, PVC

Dichtungsprofil für Glastür, PVC

Profil d'étanchéité pour porte en verre, PVC

Afdichtingsprofiel voor glasdeur, PVC

Art.Nr.	glass	B	X	L
19.4013.000.00	8 - 10 mm	19	8	2200 mm



16

NEW



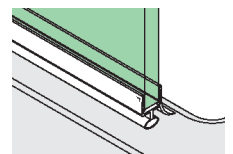
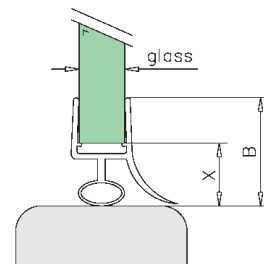
Seal for glass door, PVC

Dichtungsprofil für Glastür, PVC

Profil d'étanchéité pour porte en verre, PVC

Afdichtingsprofiel voor glasdeur, PVC

Art.Nr.	glass	B	X	L
19.4014.000.00	6 - 8 mm	25	14	2200 mm





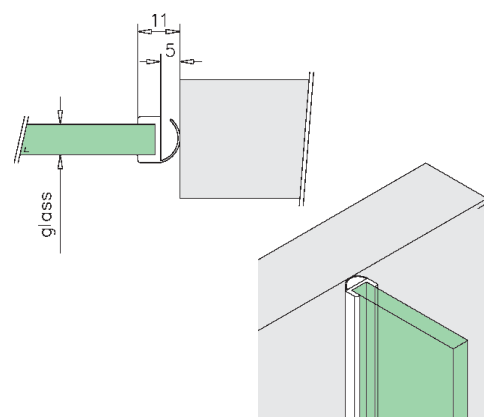
Seal lip for glass door, PVC

Lippendichtung für Glastür, PVC

Joint à lèvres pour porte en verre, PVC

Afdichtingsprofiel met lip voor glasdeur, PVC

Art.Nr.	glass / Glas / verre / glas	L
19.4015.000.01	8 mm	2200 mm
19.4015.000.02	10 mm	2200 mm



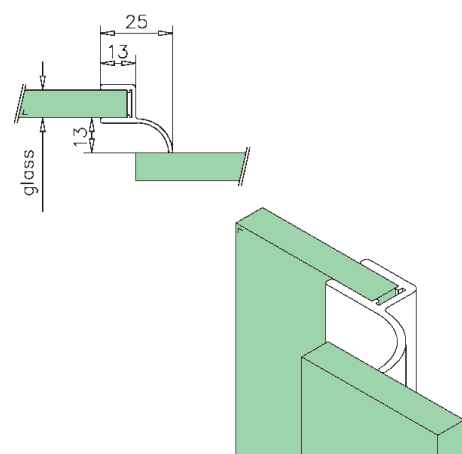
Seal lip for glass door, PVC

Lippendichtung für Glastür, PVC

Joint à lèvres pour porte en verre, PVC

Afdichtingsprofiel met lip voor glasdeur, PVC

Art.Nr.	glass / Glas / verre / glas	L
19.4016.000.01	6 - 8 mm	2200 mm



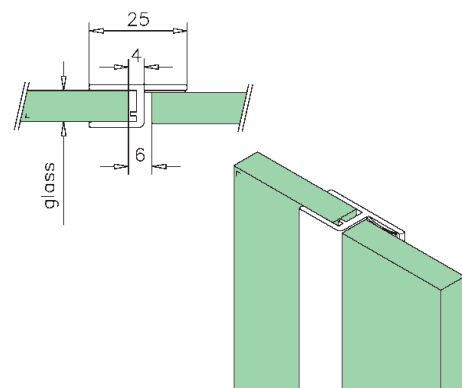
Seal lip for glass door, front rabbet 180°, PVC

Lippendichtung für Glastür, Frontanschlag 180°, PVC

Joint à lèvres pour porte en verre, front 180°, PVC

Afdichtingsprofiel met lip voor glasdeur, frontaanslag 180°, PVC

Art.Nr.	glass / Glas / verre / glas	L
19.4017.000.01	6 - 8 mm	2200 mm



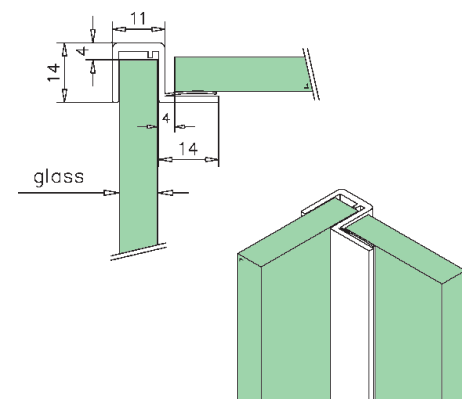
Seal lip for glass door, corner rabbet 90°, PVC

Lippendichtung für Glastür, Eckanschlag 90°, PVC

Joint à lèvres pour porte en verre, angle 90°, PVC

Afdichtingsprofiel met lip voor glasdeur, hoekaanslag 90°, PVC

Art.Nr.	glass / Glas / verre / glas	L
19.4018.000.01	6 - 8 mm	2200 mm

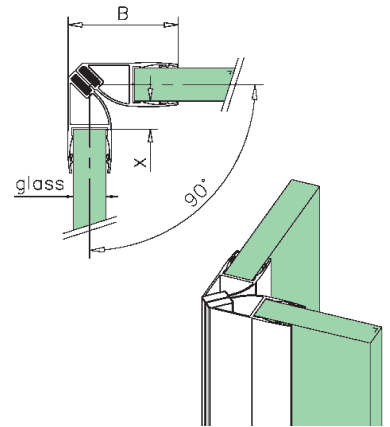




Magnetic seal 90°, PVC (pair)
 Magnetdichtung 90°, PVC (Paar)
 Joint magnétique 90°, PVC (la paire)
 Magneetstrip 90°, PVC (paar)

Art.Nr.	glass	B	X	L
19.4010.090.01	6 - 8 mm	30	13	2200 mm
19.4010.090.00	8 - 10 mm	32	8	2200 mm

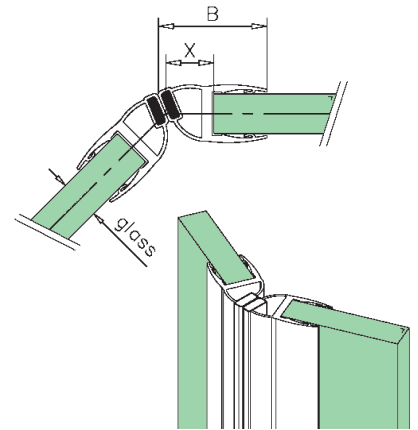
NEW



Magnetic seal 135°, PVC (pair)
 Magnetdichtung 135°, PVC (Paar)
 Joint magnétique 135°, PVC (la paire)
 Magneetstrip 135°, PVC (paar)

Art.Nr.	glass	B	X	L
19.4010.135.01	6 - 8 mm	25	12	2200 mm
19.4010.135.00	8 - 10 mm	25	12	2200 mm

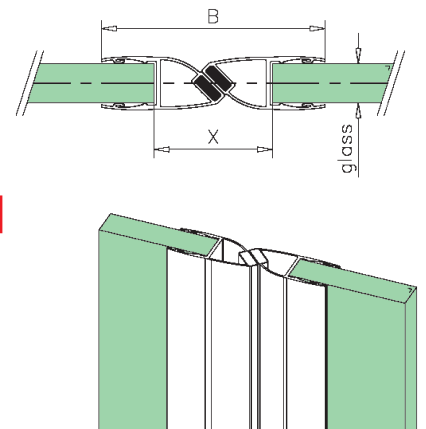
NEW




Magnetic seal 180°, PVC (pair)
 Magnetdichtung 180°, PVC (Paar)
 Joint magnétique 180°, PVC (la paire)
 Magneetstrip 180°, PVC (paar)

Art.Nr.	glass	B	X	L
19.4010.180.01	6 - 8 mm	43	23	2200 mm
19.4010.180.00	8 - 10 mm	50	25	2200 mm

NEW





Aluminium profiles
Aluminium-Profile
Profilés en aluminium
Aluminiumprofielen

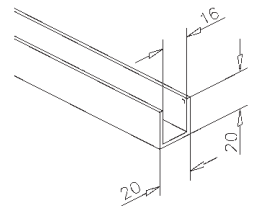
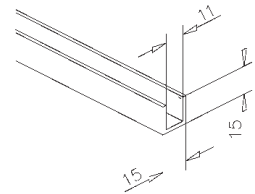


U-channel profile, aluminium, stainless steel effect

U-Profil, Aluminium, Edeltahleffekt
 U-profil, aluminium, aspect inox brossé
 U-profiel, aluminium, RVS look

Art.Nr.	U (mm)	L (mm)
49.0900.151.19	15 x 15 x 15	5000
49.8925.151.19	15 x 15 x 15	2500
49.8900.151.19	15 x 15 x 15	cutted / zugeschnitten / coupé / gezaagd

49.0900.202.19	20 x 20 x 20	5000
49.8925.202.19	20 x 20 x 20	2500
49.8900.202.19	20 x 20 x 20	cutted / zugeschnitten / coupé / gezaagd

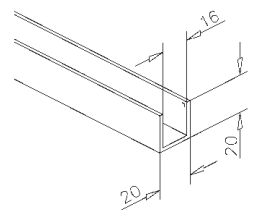
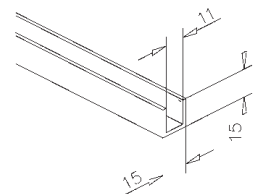


U-channel profile, aluminium, silver matt anodized

U-Profil, Aluminium, silber matt eloxiert
 U-profil, aluminium, anodisé argent mat
 U-profiel, aluminium, zilver mat geanodiseerd

Art.Nr.	U (mm)	L (mm)
49.0900.151.46	15 x 15 x 15	5000
49.8925.151.46	15 x 15 x 15	2500
49.8900.151.46	15 x 15 x 15	cutted / zugeschnitten / coupé / gezaagd

49.0900.202.46	20 x 20 x 20	5000
49.8925.202.46	20 x 20 x 20	2500
49.8900.202.46	20 x 20 x 20	cutted / zugeschnitten / coupé / gezaagd

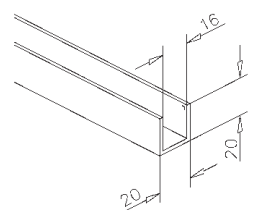
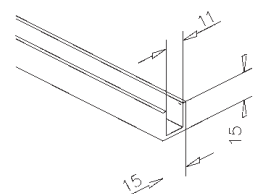


U-channel profile, aluminium, silver mirror polished

U-Profil, Aluminium, silber hochglanz
 U-Profil, aluminium, argenté brillant
 U-profiel, aluminium, zilver gepolijst

Art.Nr.	U (mm)	L (mm)
49.0900.151.47	15 x 15 x 15	5000
49.8925.151.47	15 x 15 x 15	2500
49.8900.151.47	15 x 15 x 15	cutted / zugeschnitten / coupé / gezaagd

49.0900.202.47	20 x 20 x 20	5000
49.8925.202.47	20 x 20 x 20	2500
49.8900.202.47	20 x 20 x 20	cutted / zugeschnitten / coupé / gezaagd

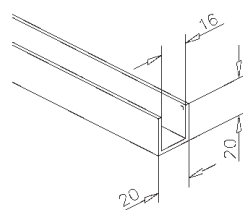
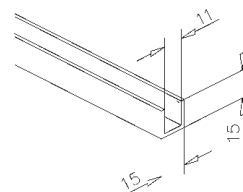




U-channel profile, aluminium, polished

U-Profil, Aluminium, poliert
 U-Profil, aluminium, poli
 U-profiel, aluminium, gepolijst

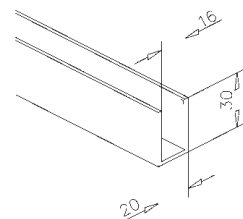
Art.Nr.	U (mm)	L (mm)
49.8925.151.48	15 x 15 x 15	2500
49.8900.151.48	15 x 15 x 15	cutted / zugeschnitten / coupé / gezaagd
49.8925.202.48	20 x 20 x 20	2500
49.8900.202.48	20 x 20 x 20	cutted / zugeschnitten / coupé / gezaagd



U-channel profile, aluminium, stainless steel effect

U-Profil, Aluminium, Edeltahleffekt
 U-profil, aluminium, aspect inox brossé
 U-profiel, aluminium, RVS look

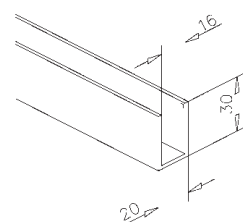
Art.Nr.	U (mm)	L (mm)
49.0900.302.19	30 x 20 x 30	5000
49.8925.302.19	30 x 20 x 30	2500
49.8900.302.19	30 x 20 x 30	cutted / zugeschnitten / coupé / gezaagd



U-channel profile, aluminium, silver matt anodized

U-Profil, Aluminium, silber matt eloxiert
 U-profil, aluminium, anodisé argent mat
 U-profiel, aluminium, zilver mat geanodiseerd

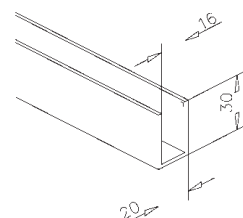
Art.Nr.	U (mm)	L (mm)
49.0900.302.46	30 x 20 x 30	5000
49.8925.302.46	30 x 20 x 30	2500
49.8900.302.46	30 x 20 x 30	cutted / zugeschnitten / coupé / gezaagd



U-channel profile, aluminium, polished

U-Profil, Aluminium, poliert
 U-profil, aluminium, poli
 U-profiel, aluminium, gepolijst

Art.Nr.	U (mm)	L (mm)
49.8925.302.48	30 x 20 x 30	2500
49.8900.302.48	30 x 20 x 30	cutted / zugeschnitten / coupé / gezaagd

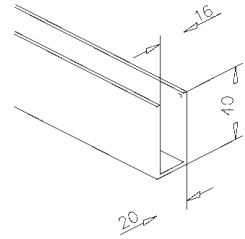




U-channel profile, aluminium, stainless steel effect

U-Profil, Aluminium, Edelhähleffekt
 U-profil, aluminium, aspect inox brossé
 U-profiel, aluminium, RVS look

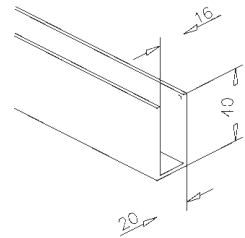
Art.Nr.	U (mm)	L (mm)
49.0900.402.19	40 x 20 x 40	5000
49.8925.402.19	40 x 20 x 40	2500
49.8900.402.19	40 x 20 x 40	cutted / zugeschnitten / coupé / gezaagd



U-channel profile, aluminium, silver matt anodized

U-Profil, Aluminium, silber matt eloxiert
 U-profil, aluminium, anodisé argent mat
 U-profiel, aluminium, zilver mat geanodiseerd

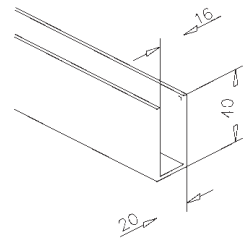
Art.Nr.	U (mm)	L (mm)
49.0900.402.46	40 x 20 x 40	5000
49.8925.402.46	40 x 20 x 40	2500
49.8900.402.46	40 x 20 x 40	cutted / zugeschnitten / coupé / gezaagd



U-channel profile, aluminium, polished

U-Profil, Aluminium, poliert
 U-profil, aluminium, poli
 U-profiel, aluminium, gepolijst

Art.Nr.	U (mm)	L (mm)
49.8925.402.48	40 x 20 x 40	2500
49.8900.402.48	40 x 20 x 40	cutted / zugeschnitten / coupé / gezaagd



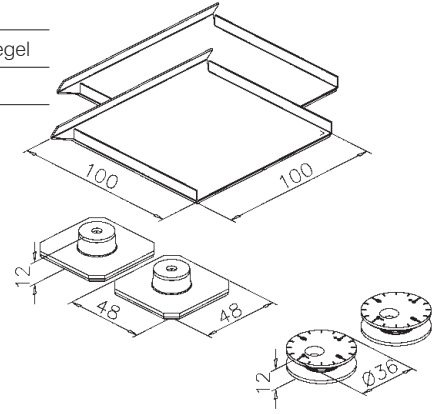


Mirror systems
Spiegel-Systeme
Systèmes de miroir
Spiegelsystemen



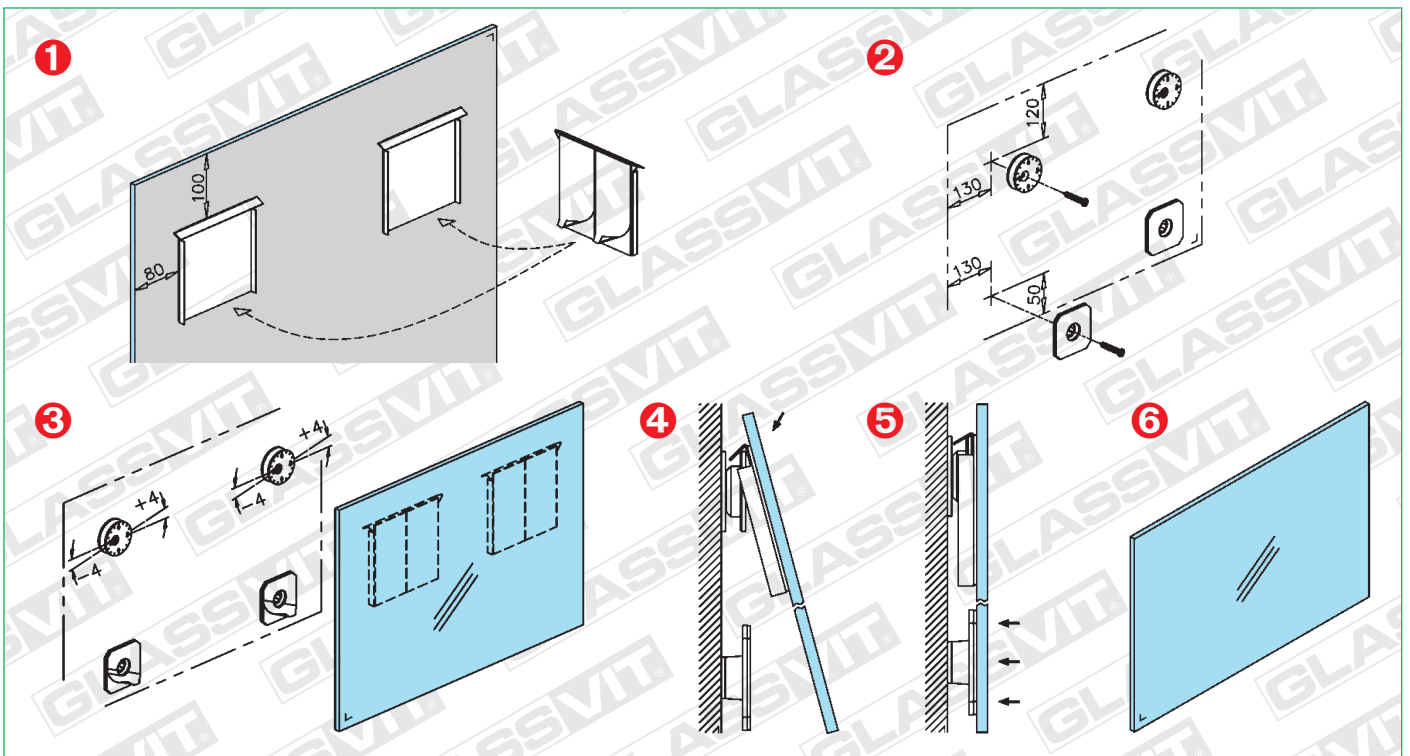
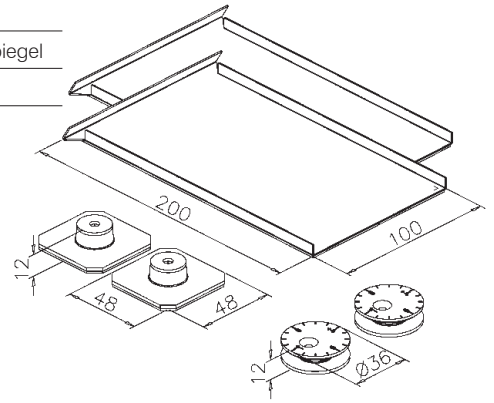
Mirror fixation kit ED 08 G
 Profi-Spiegelset ED 08 G
 Kit de fixation pour miroirs ED 08 G
 Profi Spiegelophangsystem ED 08 G

Art.Nr.	Mirror / Spiegel / miroir / spiegel
48.5108.000.00	max. 0,8 m ²



Mirror fixation kit ED 16 G
 Profi-Spiegelset ED 16 G
 Kit de fixation pour miroirs ED 16 G
 Profi Spiegelophangsystem ED 16 G

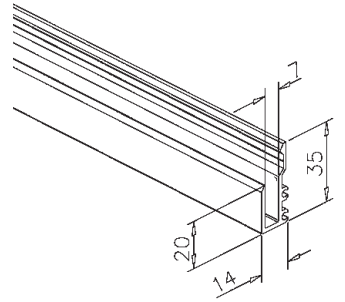
Art.Nr.	Mirror / Spiegel / miroir / spiegel
48.5116.000.00	max. 1,6 m ²





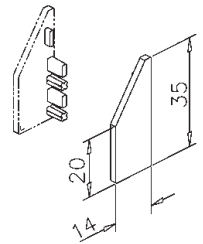
Mirror profile, aluminium, silver matt anodized
 Spiegelschiene, Aluminium, silber matt eloxiert
 Profil pour miroirs, aluminium, anodisé argent mat
 Spiegelprofil, aluminium, zilver mat geanodiseerd

Art.Nr.	L (mm)
48.5535.500.46	5000
48.5535.250.46	2500
48.5535.000.46	cutted / zugeschnitten / coupé / gezaagd



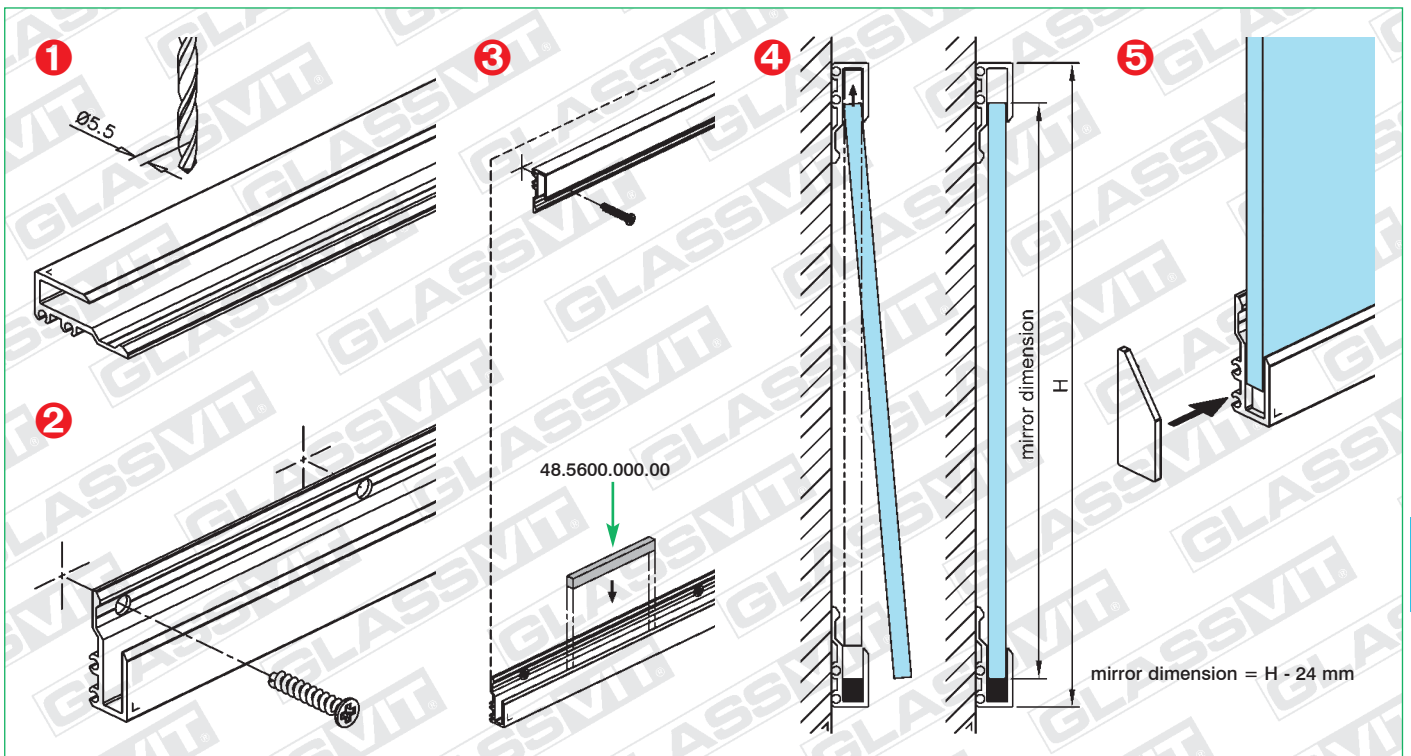
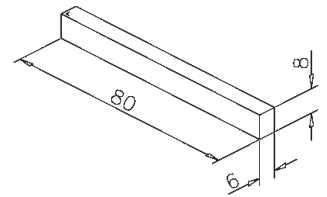
End cap, silver matt anodized
 Endkappe, silber matt eloxiert
 Embout, anodisé argent mat
 Eindkap, zilver mat geanodiseerd

Art.Nr.	
48.5732.000.46	right / rechts / droite / rechts
48.5733.000.46	left / links / gauche / links



Mountingspacer wood, black (100 pieces)
 Distanzklötze Holz, schwarz (100 Stück)
 Cales d'écartement en bois, noir (100 pièces)
 Inlegstrip hout, zwart (100 stuks)

Art.Nr.	
48.5600.000.00	



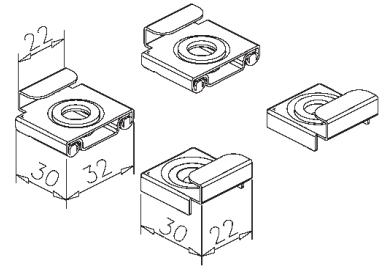


**Mirror clips „Optima“
 with cork inlay and coil, brass chrome plated**

Spiegelklammer-Set „Optima“
 mit Korkeinlage und Federzug, Messing verchromt


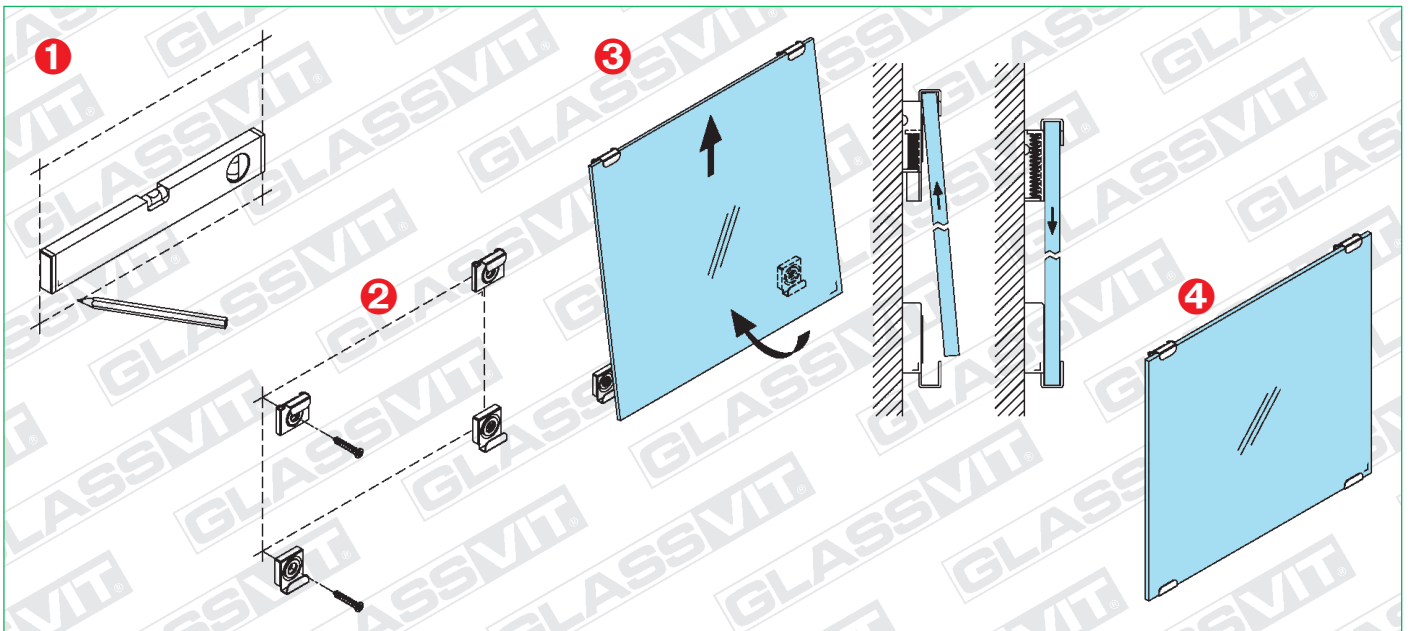
Pattes à glaces „Optima“
 avec liège et ressort, laiton chromé

Spiegelklemset „Optima“
 met kurk en veer, messing verchromd



Art.Nr.

48.5400.000.00



Mirror demisting pad, self-adhesive, 230 V

Spiegelheizung, selbstklebend, 230 V

Chauffage pour miroirs, autocollants, 230 V

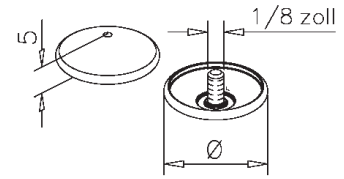
Spiegelverwarming, zelfklevend, 230 V

Art.Nr.	H x B	
48.5200.305.00	300 x 500 mm	55 Watt
48.5200.404.00	400 x 400 mm	18 Watt
48.5200.405.00	400 x 500 mm	22 Watt
48.5200.407.00	400 x 700 mm	32 Watt
48.5200.410.00	400 x 1000 mm	45 Watt
48.5200.505.00	500 x 500 mm	55 Watt
48.5200.506.00	500 x 600 mm	66 Watt
48.5200.507.00	500 x 700 mm	77 Watt
48.5200.508.00	500 x 800 mm	88 Watt
48.5200.510.00	500 x 1000 mm	70 Watt
48.5200.606.00	600 x 600 mm	42 Watt
48.5200.607.00	600 x 700 mm	49 Watt
48.5200.608.00	600 x 800 mm	56 Watt
48.5200.609.00	600 x 900 mm	63 Watt



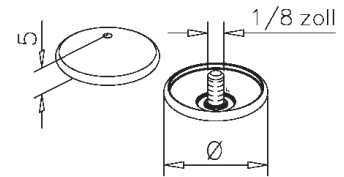
Mirror screws, brass stainless steel effect (100 pieces)
Spiegelhauben, Messing Edelstahl-effekt (100 Stück)
Vis rondes pour miroirs, laiton aspect inox brossé (100 pièces)
Spiegeldoppen, messing RVS look (100 stuks)

Art.Nr.	Ø
48.5300.016.20	16 mm
48.5300.019.20	19 mm



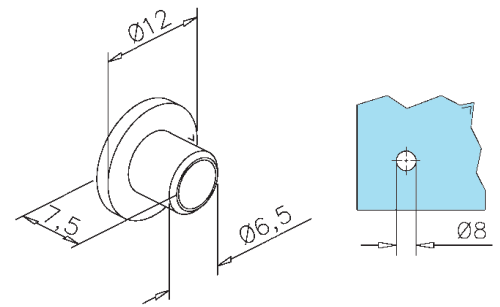
Mirror screws, brass nickel-plated (100 pieces)
Spiegelhauben, Messing glanzvernickelt (100 Stück)
Vis rondes pour miroirs, laiton nickelé (100 pièces)
Spiegeldoppen, messing nickel (100 stuks)

Art.Nr.	Ø
48.5300.016.17	16 mm
48.5300.019.17	19 mm



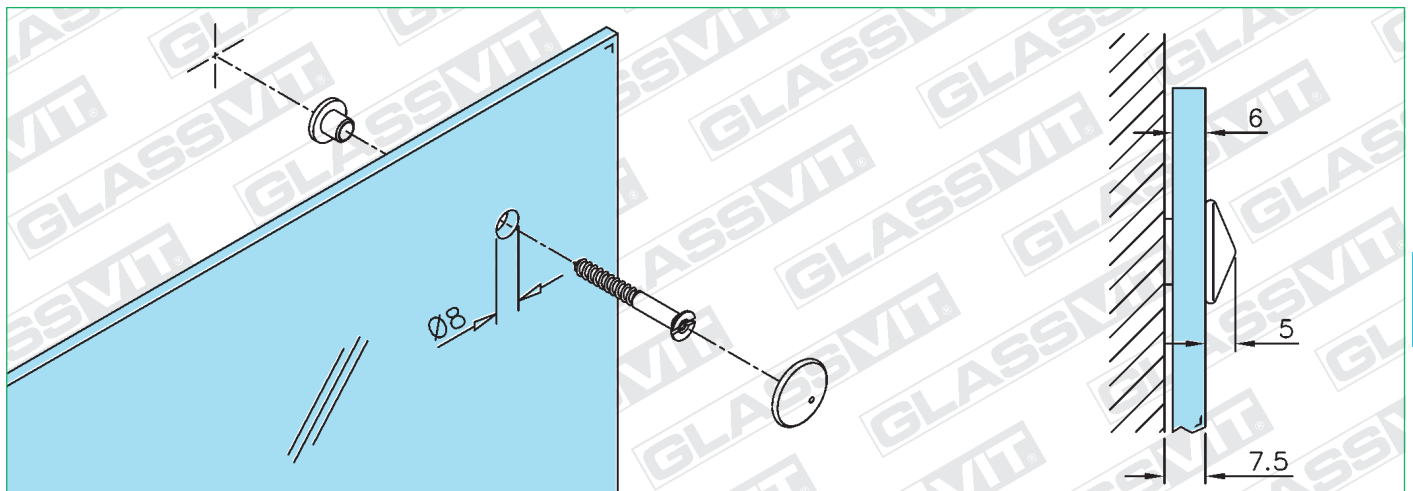
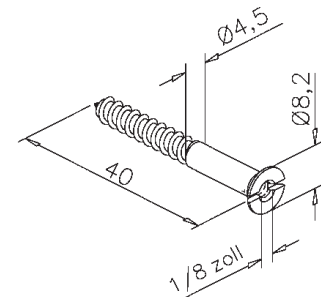
Spacers (100 pieces)
Schutzhülsen (100 Stück)
Douilles de protection (100 pièces)
Bescherhulzen (100 stuks)


Art.Nr.
48.5310.008.00



Wood screws with inner thread, iron (100 pieces)
Holzschrauben mit Innengewinde, Eisen blank (100 Stück)
Vis à bois avec filetage, fer (100 pièces)
Houtschroeven met inwendige schroefdraad, ijzer (100 stuks)

Art.Nr.
48.5320.440.00



**PE Mirror adhesive tape**

PE Spiegelklebeband

PE Ruban adhésif pour miroirs

PE Spiegelplakband

Art.Nr.

48.5000.005.00 19,0 x 1,0 mm, L 5 m

48.5000.066.00 19,0 x 1,0 mm, L 66 m**OttoColl S 16 - Mirror adhesive**


OttoColl S 16 - Spiegel-Klebstoff

OttoColl S 16 - Colle miroir


OttoColl S 16 - Spiegellijm

Art.Nr.

48.5010.000.00 310 ml




Glass and mirrors
Glas und Spiegel
Verres et miroirs
Glas en spiegels




Toughened glass -float-
Einscheiben-Sicherheitsglas (ESG) -float-
Verre de sécurité trempé -float-
Gehard glas -float-

Art.Nr.	glass thickness (T)
48.1000.004.00	4 mm
48.1000.005.00	5 mm
48.1000.006.00	6 mm
48.1000.008.00	8 mm
48.1000.010.00	10 mm
48.1000.012.00	12 mm




Toughened glass -grey-
Einscheiben-Sicherheitsglas (ESG) -grau-
Verre de sécurité trempé -gris-
Gehard glas -grijs-

Art.Nr.	glass thickness (T)
48.2100.004.00	4 mm
48.2100.006.00	6 mm
48.2100.008.00	8 mm
48.2100.010.00	10 mm
48.2100.012.00	12 mm




Toughened glass -bronze-
Einscheiben-Sicherheitsglas (ESG) -bronze-
Verre de sécurité trempé -bronzé-
Gehard glas -brons-

Art.Nr.	glass thickness (T)
48.2150.004.00	4 mm
48.2150.006.00	6 mm
48.2150.008.00	8 mm
48.2150.010.00	10 mm
48.2150.012.00	12 mm



Toughened glass -satinato-
Einscheiben-Sicherheitsglas (ESG) -satinato-
Verre de sécurité trempé -satinato-
Gehard glas -satinato-

Art.Nr.	glass thickness (T)
48.2200.004.00	4 mm
48.2200.006.00	6 mm
48.2200.008.00	8 mm
48.2200.010.00	10 mm
48.2200.012.00	12 mm




Toughened glass -mastercarré-
Einscheiben-Sicherheitsglas (ESG) -mastercarré-
Verre de sécurité trempé -mastercarré-
Gehard glas -mastercarré-

Art.Nr.	glass thickness (T)
48.2250.004.00	4 mm
48.2250.006.00	6 mm
48.2250.008.00	8 mm




Toughened glass -masterligné-
Einscheiben-Sicherheitsglas (ESG) -masterligné-
Verre de sécurité trempé -masterligné-
Gehard glas -masterligné-

Art.Nr.	glass thickness (T)
48.2300.004.00	4 mm
48.2300.008.00	8 mm



Laminated glass -float-
Verbund-Sicherheitsglas (VSG) -float-
Verre de sécurité feuilleté -float-
Gelaagd glas -float-

Art.Nr.	glass thickness (T)
48.3000.007.00	6,76 mm (3 - 0,76 - 3)
48.3000.009.00	8,76 mm (4 - 0,76 - 4)
48.3000.011.00	10,76 mm (5 - 0,76 - 5)
48.3000.013.00	12,76 mm (6 - 0,76 - 6)

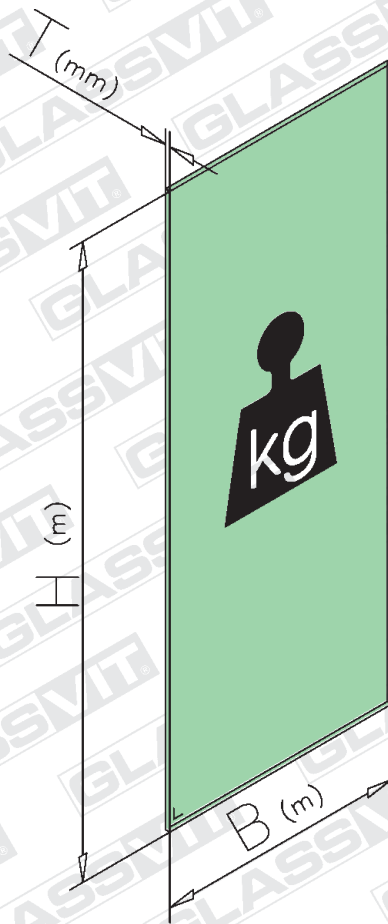


Mirrors -silver-
Spiegel -silver-
Miroirs -argent-
Spiegels -zilver-

Art.Nr.	glass thickness (T)
48.5000.004.00	4 mm
48.5000.006.00	6 mm

Glass calculation

$$\text{kg} = H_{(m)} \times B_{(m)} \times 2,5 \times T_{(mm)}$$



$$\begin{aligned} H &= m \\ B &= m \\ T &= \text{mm!!!} \end{aligned}$$

Example / Beispiel / Exemple / Voorbeeld

$$\begin{aligned} H &= 1,9 \text{ m} \\ B &= 1,2 \text{ m} \\ T &= 12 \text{ mm} \end{aligned}$$

$$1,9 \times 1,2 \times 2,5 \times 12 = 68,4 \text{ kg}$$



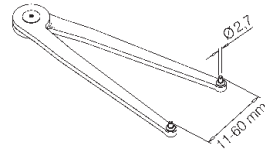
Accessories
Zubehör
Accessoires
Toebehoren



Pin wrench, adjustable, steel
Stirnloch-Schlüssel, verstellbar, Stahl
Clé pour vis à trous, réglable, acier
Vorksleutel, variabel, staal

Art.Nr.

91.0010.004.03



Cable cutter
Drahtseil-Schere
Pince coupante
Kabel kniptang

Art.Nr.

91.7800.000.00



EXTRA-LOCK, 50 ml

Metal glue
Metallkleber
Colle métal
Metaal lijm

Art.Nr.

19.1330.000.00



**Oil glass cutter
for glass thickness 2 - 10 mm**

Ölglaschneider
für Glasstärke 2 - 10 mm
Coupe-verre à huile
pour épaisseur de verre 2 - 10 mm
Olieglassnijder
voor glasdikte 2 - 10 mm

Art.Nr.

91.1000.000.00



**Carbide oil glass cutter
for glass thickness 2 - 12 mm**

Hartmetall-Ölglaschneider
für Glasstärke 2 - 12 mm
Coupe-verre à huile, molette en
carbure de tungstène
pour épaisseur de verre 2 - 12 mm
Hardmetaal-Olieglassnijder
voor glasdikte 2 - 12 mm

Art.Nr.

91.1010.000.00



**Circle cutter
for glass thickness 2 - 8 mm**

Rundschnneider
für Glasstärke 2 - 8 mm
Coupe-verre circulaire
pour épaisseur de verre 2 - 8 mm
Rondsnijder
voor glasdikte 2 - 8 mm

Art.Nr.

Ø

91.1100.040.00 - 400 mm

91.1100.060.00 - 600 mm

91.1100.100.00 - 1000 mm

91.1100.120.00 - 1200 mm



Glass cutoil

Schneidflüssigkeit
Liquide de coupe
Snijolie

Art.Nr.

91.1020.000.00

250 ml




Radius corner template

Rundecken-Schablone
Gabarit pour découper les rayons
Rondehoekensjabloon

Art.Nr.

R

91.1110.000.00 10 - 70 mm



L square with brace

Glaserwinkel mit Verstrebung
Equerre de vitrier avec écharpe
Snijhaak L-vorm met versteviging

Art.Nr.

L

91.1200.080.00 800 mm

91.1200.105.00 1050 mm

91.1200.150.00 1500 mm

91.1200.205.00 2050 mm



**Cut running pliers, 3-points
for glass thickness 6 - 16 mm**

Dreipunkt-Schnittlaufzange
für Glasstärke 6 - 16 mm
Pince à ouvrir la coupe, trois points
pour épaisseur de verre 6 - 16 mm
Drie-punts glasbreektang
voor glasdikte 6 - 16 mm

Art.Nr.

91.1300.000.00

L 230 mm



**Glass breaking pliers, W 22 mm
for glass thickness 5 - 12 mm**

Glasbrechzange, B 22 mm
für Glasstärke 5 - 12 mm
Pince à rompre le verre, 22 mm
pour épaisseur de verre 5 - 12 mm
Glasbreektang, B 22 mm
voor glasdikte 5 - 12 mm

Art.Nr.

91.1400.000.00

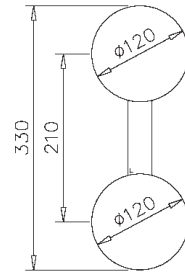
L 220 mm

NEW



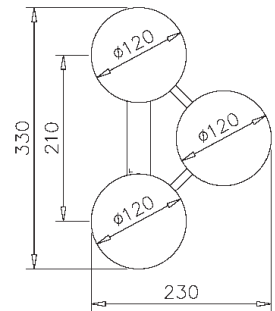
Suction lifter 2-cup Trio-Grip, aluminium
Saugheber Trio-Grip, 2-teilig, Aluminium
Lève-glaces Trio-Grip avec 2 ventouses, aluminium
Tweenapszuiger Trio-Grip, aluminium

Art.Nr. _____
91.1500.000.00 _____



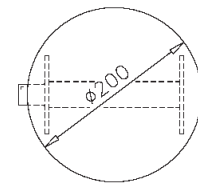
Suction lifter 3-cup Trio-Grip, aluminium
Saugheber Trio-Grip, 3-teilig, Aluminium
Lève-glaces Trio-Grip avec 3 ventouses, aluminium
Drienapszuiger Trio-Grip, aluminium

Art.Nr. _____
91.1600.000.00 _____



Suction lifter Powr-Grip, Lexan
Vakuumsauger Powr-Grip, Lexan
Ventouse Powr-Grip, Lexan
Vacuumzuiger Powr-Grip, Lexan

Art.Nr. _____
91.1700.000.00 _____



Spare suction pump for Powr-Grip
Ersatzpumpe für Powr-Grip
Pompe de rechange pour Powr-Grip
Losse vacuumpomp voor Powr-Grip

Art.Nr. _____
91.1710.000.00 _____

Spare suction pad 200 mm for Powr-Grip
Ersatz-Sauggummischeibe 200 mm für Powr-Grip
Ventouse de rechange 200 mm pour Powr-Grip
Losse zuigplaat 200 mm voor Powr-Grip

Art.Nr. _____
91.1720.000.00 _____

NEW



Protective kid gloves with sailcloth (pair)

Glastragehandschuhe mit Segeltuchstulpe (Paar)
Gants de protection avec manchon (la paire)
Glasbeschermingshandschoenen met zeildoek (paar)

Art.Nr.

91.2010.000.00



Glassprotecting gloves „Finegrip“, size 10, latexcoating (pair)

Glastragehandschuhe „Finegrip“, Gr. 10, Latexbeschichtung (Paar)
Gants de protection „Finegrip“, gr. 10, avec revêtement en latex (la paire)
Glasbeschermingshandschoenen „Finegrip“, Gr. 10, latex coating (paar)

Art.Nr.

91.2020.000.00



Latex gloves, size L, powdered (100 pieces)

Latex-Einmalhandschuhe, Gr. L, gepudert (100 Stück)
Gants jetables de latex, gr. L, poudre (100 pièces)
Latex handschoenen, Gr. L, gepoedert (100 stuks)

Art.Nr.

91.2000.000.00



Hand protection lap with thumb hole, thickness ca. 2,0 mm

Handgummi mit Daumenloch, Stärke ca. 2,0 mm
Caoutchouc avec trou pour le pouce, épaisseur ca. 2,0 mm
Handlap met duimgaten, dikte ca. 2,0 mm

Art.Nr.

91.2040.000.00 ca. 130 x 170 mm




Wristprotector with Velcro strip, splitleather (pair)

Pulsschützer mit Klettverschluss, Chromspaltleder (Paar)
Protection en cuir pour l'artère avec fermeture VELCRO (la paire)
Polsbeschermer met klittenband, leder (paar)

Art.Nr.

91.2030.000.00 B ca. 160 mm



Diamant hand grinder, ca. 95 x 57 x 30 mm

Diamant-Handscheifer, ca. 95 x 57 x 30 mm
Sabot à main diamantaire, ca. 95 x 57 x 30 mm
Diamant handslijper, ca. 95 x 57 x 30 mm

Art.Nr.

91.2100.000.00 K120

91.2110.000.00 K200

91.2120.000.00 K400



Redacryl - high performance tape, length 33 m

Redacryl - Hochleistungs-klebeband, Länge 33 m
Redacryl - Ruban adhésif, longueur 33 m
Redacryl - high performance tape, lengte 33 m

Art.Nr.

91.2800.000.00 9,0 x 1,0 mm

NEW



Cork protector pads with adhesive foam (roll of 10.000 pieces)

Korkstapelscheiben mit Haftschaum (Rolle mit je 10.000 Stück)

Pastilles d'écartement en liège sur mousse adhésive (rouleau de 10.000 pièces)

Afstandhouders van kurk met hechtschuim (per rol 10.000 stuks)

Art.Nr.

91.2300.184.00 18 x 18 x 4 mm



Vario-Stabi plastic blocks

Vario-Stabi Kunststoff-Klötze
Vario-Stabi cales de support
Vario-Stabi kunststof kegblokjes

Art.Nr.

91.2310.000.00 300 x 80 x 2 mm

91.2320.000.00 300 x 80 x 3 mm

91.2330.000.00 300 x 80 x 4 mm

91.2340.000.00 300 x 80 x 5 mm

91.2350.000.00 300 x 80 x 6 mm



Glass spone, hardwood

Klotzhebel, Hartholz

Levier en bois

Glaslepel, hardhout

Art.Nr.

91.2400.000.00 280 x 70 mm



Tajima - Universal glassknife

Tajima - Universal-Glasermesser

Tajima - Couteau de vitrier universel

Tajima - Universeel steekmes

Art.Nr.

91.2500.000.00 235 x 75 mm



Sealant template „Fugen-ASS“ (set of 4 pieces)

Abstreichspachtel-Set

„Fugen-ASS“ (4-teilig)

Kit de spatule


„Fugen-ASS“ (de quatre pièces)

Kitvoeg afschraper „Fugen-ASS“

(set van 4 schrapers)

Art.Nr.

91.2600.000.00



Glass scraper, metal

Glasschaber, Metall

Grattoir pour verre, métal

Glaskrabber, metaal

Art.Nr.

91.2700.000.00 B 40 mm



Spare scraper knives (100 pieces)

Ersatz-Bügelklingen (100 Stück)

Lames de rechange (100 pièces)

Reserve mesjes (100 stuks)

Art.Nr.

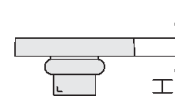
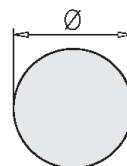
91.2710.000.00 B 40 mm

Glass supports
Glasplatten-Auflagen
Supports pour verre
Glasnoppen



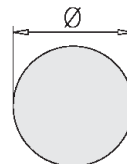
Plug-in assembly / Einsteckmontage
Assemblage par emboîtement / Instekmontage

Art.Nr.	Ø	H	
19.6010.012.00	12 mm	2,0 mm	100 pcs.
19.6010.016.00	16 mm	2,5 mm	100 pcs.
19.6010.020.00	20 mm	3,0 mm	100 pcs.



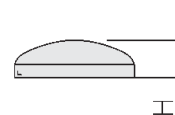
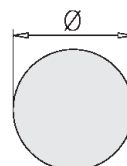
self-adhesive / selbstklebend
autocollants / zelfklevend

Art.Nr.	Ø	H	
19.6030.008.00	8 mm	0,8 mm	500 pcs.
19.6030.012.00	12 mm	1,6 mm	280 pcs.



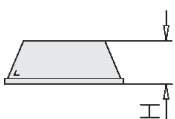
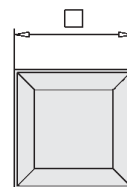
self-adhesive / selbstklebend
autocollants / zelfklevend

Art.Nr.	Ø	H	
19.6040.006.00	6,4 mm	1,9 mm	561 pcs.
19.6040.007.00	7,9 mm	2,5 mm	392 pcs.
19.6040.008.00	8,0 mm	2,2 mm	392 pcs.
19.6040.010.00	10,0 mm	3,1 mm	288 pcs.



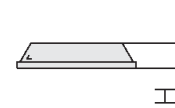
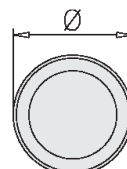
self-adhesive / selbstklebend
autocollants / zelfklevend

Art.Nr.	□	H	
19.6050.202.00	20,5 mm	7,5 mm	78 pcs.



self-adhesive / selbstklebend
autocollants / zelfklevend

Art.Nr.	Ø	H	
19.6060.012.00	12,7 mm	3,5 mm	200 pcs.
19.6060.019.00	19,0 mm	4,0 mm	84 pcs.





antiqua Guliker GmbH

Deutschland

Marie-Curie-Straße 16-18
D-46446 Emmerich am Rhein
Telefon +49 (0) 28 22 / 962-0
Telefax +49 (0) 28 22 / 962-221
e-mail: sales@antiqua.de
Internet: www.g-fittings.com

Österreich

IZ NÖ Süd, Straße 7, Objekt 58 B
2355 Wiener Neudorf - Österreich
Telefon: +43 (0) 22 36 / 66 04 55-500
Telefax: +43 (0) 22 36 / 66 04 55-700
e-mail: office@antiqua.co.at
Internet: www.g-fittings.com

Nederland

Telefoon +31 (0) 314 / 62 09 83
Telefax +31 (0) 314 / 62 36 48
e-mail: sales@antiqua.nl
Internet: www.g-fittings.com

UK and Eire

Phone +44 (0) 77 35 / 244 311
Fax +49 (0) 28 22 / 962 221
e-mail: sales@antiqua.co.uk
Internet: www.g-fittings.com

Polska

Tel. +48 (0) 55 / 2670100
Fax +48 (0) 55 / 2670064
e-mail: antiqua@antiqua.pl
Internet: www.g-fittings.com

With reservation of printing errors and technical changes.
Druckfehler und technische Änderungen vorbehalten.
Nous ne sommes pas responsables des erreurs d'impression.
Drukfouten en technische veranderingen voorbehouden.